



 Price List



Industrial Automation Products


With effect from June 10th, 2026



se.com/in

Advancing
Energy Tech

Phaseo Power Supplies	5
■ Phaseo Power Supplies	5
Harmony Smart Relays	7
■ Harmony Smart Relays	7
Altivar AC Drives	9
■ Altivar ATV12	11
■ Altivar ATV310	11
■ Altivar ATV610	14
Altivar Soft Starter	17
■ ATS01	17
■ ATS130	17
■ ATS22	17
■ ATS430	19
■ ATS480	23
■ ATS490	25
Harmony Relays	26
■ Harmony Plug - In Relays	27
■ Harmony Electronic Timers/Control Relays	31
■ Easy Harmony Electronic Relays	34
Control & Signaling Components	35
■ Easy Harmony XA2 Plastic Pilot Lights	36
■ Harmony XB5/XB7 Plastic (Pushbutton, Switches)	37
■ Easy Harmony XB2 Metal (Pushbutton, Switches)	42
■ Harmony Control Station & Enclosures	43
■ Harmony XVB7 Modular Tower Light 70 mm	46
■ Signaling Illuminated beacons	47
■ Easy Harmony XVG Monolithic Tower Light 60 mm	50
■ Pendant Control Station	52
■ Harmony Control Station XAPD Metal	58
Harmony Panels and Industrial PCs	59
■ Harmony Basic HMI Panels for Simple Machines	61
■ Harmony Advanced HMI Panels for Performance Machines	64
■ Harmony HMI Software and Services	69
TeSys Range	76
■ TeSys K Control Relays	77
■ TeSys K Power Contactors	77
■ TeSys K Accessories	78
■ TeSys Capacitor Duty Contactor	79
■ TeSys Deca Control Relays	80
■ TeSys Deca Power Contactors (3 Pole)	80
■ TeSys Deca Power Contactors (4 Pole)	81
■ TeSys Deca Advanced Contactor (3 Pole) 	88
■ TeSys Deca Advanced Contactor (4 Pole) 	88
■ TeSys Deca Accessories	90
TeSys Giga - Future Ready	96
■ TeSys Giga Power Contactors	98
■ TeSys Giga Accessories	99
Protection Relays for Motor Safety	102
TeSys Protect	103
■ TeSys K, TeSys Deca, TeSys F, TeSys Giga	103
■ EOCR	105
■ Analog EOCR	106
■ EOCR SS	106
■ EOCR SSD	106

TeSys Power	107
■ Circuit Breakers for Motor Protection	108
■ Accessories compatibility	113
■ TeSys Switches	115
■ Accessories for Switches	116
■ TeSys Island	117
■ Ultra Motor Starters	119
■ iMCC Relay	121
■ TeSys Tera 	122
ComPact NSX	124
■ EasyPact CVS MCCB for Distribution Network	125
■ Accessories	126
Acti 9	127
■ Miniature Circuit Breakers (MCBs)	127
■ Residual Current Devices	131
■ Arc fault Detection Device (AFDD)	133
■ Auxiliaries and Accessories for MCBs / RCDs	134
■ Surge Protection Devices	136
■ Control and Command Products	138

Panel Mount EasySeries



- Wide power range (7 models from 35 to 350 W)
- High degree of output voltage stability (precision: ± 1%)
- Proven performance (MTBF over 600K hours)
- Diagnostics via LEDs at the output terminal
- 4 quick and simple mounting types

Input Voltage	Output Voltage	Output Current	Reference	Description	Unit MRP [₹]
100...240 V AC single phase	24V	1.5A	ABL2REM24015K	ABL2_K Power Supply, DC24V output, 35W	3061
100...240 V AC single phase	24V	2A	ABL2REM24020K	ABL2_K Power Supply, DC24V output, 50W	3393
100...240 V AC single phase	24V	4.5A	ABL2REM24045K	ABL2_K Power Supply, DC24V output, 100W	5024
100...240 V AC single phase	24V	6.5A	ABL2REM24065K	ABL2_K Power Supply, DC24V output, 150W	6061
100...240 V AC single phase	24V	8.5A	ABL2REM24085K	ABL2_K Power Supply, DC24V output, 200W	8038
100...240 V AC single phase	24V	10A	ABL2REM24100K	ABL2_K Power Supply, DC24V output, 250W	9194
100...240 V AC single phase	24V	15A	ABL2REM24150K	ABL2_K Power Supply, DC24V output, 350W	14992

Universal ABL8RP/WP



- 100-500 Vac (1 or 2 Phases) Or 380-500Vac 3 Phases Input terminals
- Automatic or Manual reset
- 2 diagnosis LED (U/I)
- 4 to 10 mm² output terminals
- Tool-free removal from omega (DIN) rail
- Protection of settings (sealable)
- Diagnosis relay

Input Voltage	Output Voltage	Output Current	Reference	Description	Unit MRP [₹]
100...120 V AC single phase, terminal(s): N-L1 200...500 V AC phase to phase, terminal(s): L1-L2	24V	3A	ABL8RPS24030	Univ. Power Supply 1P 24V 3A, 72W	21487
100...120 V AC single phase, terminal(s): N-L1 200...500 V AC phase to phase, terminal(s): L1-L2	24V	5A	ABL8RPS24050	Univ. Power Supply 1P 24V 5A, 120W	27778
100...120 V AC single phase, terminal(s): N-L1 200...500 V AC phase to phase, terminal(s): L1-L2	24V	10A	ABL8RPS24100	Univ. Power Supply 1P 24V 10A, 240W	31734
100...120 V AC single phase, terminal(s): N-L1 200...240 V AC phase to phase, terminal(s): L1-L2	24V	20A	ABL8RPM24200	Univ. Power Supply 1P 24V 10A, 480W	47764

Please contact Customer Care Center for Stockable and Non stockable status of references.

NORMAL STOCK ITEMS

W.E.F. June 10th, 2026

Optimised ABLS



- One of the most compact on the market
- Up to +70°C ambient temperature
- 6 output terminals
- Conformal coating in order to resist to common dust and chemical pollutants
- High degree of output voltage stability

Input Voltage	Output Voltage	Output Current	Reference	Description	Unit MRP [₹]
100...240 V AC single phase	12V	6.2A	ABLS1A12062	POWER SUPPLY 12V 6.2A 1PH OPTIMIZED	10652
100...240 V AC single phase	12V	10A	ABLS1A12100	POWER SUPPLY 12V 10A 1PH OPTIMIZED	16024
100...240 V AC single phase	24V	2.1A	ABLS1A24021	POWER SUPPLY 24V 2.1A 1PH OPTIMIZED	9939
100...240 V AC single phase	24V	3.1A	ABLS1A24031	POWER SUPPLY 24V 3.1A 1PH OPTIMIZED	10227
100...240 V AC single phase	24V	3.8A	ABLS1A24038	POWER SUPPLY 24V 3.8A 1PH OPTIMIZED	16546
100...240 V AC single phase	24V	5.0A	ABLS1A24050	POWER SUPPLY 24V 5A 1PH OPTIMIZED	15109
100...240 V AC single phase	24V	10A	ABLS1A24100	POWER SUPPLY 24V 10A 1PH OPTIMIZED	22128
100...240 V AC single phase	24V	20A	ABLS1A24200	POWER SUPPLY 24V 20A 1PH OPTIMIZED	39983
100...240 V AC single phase	48V	2.5A	ABLS1A48025	POWER SUPPLY 48V 2.5A 1PH OPTIMIZED	16024
100...240 V AC single phase	48V	5.0A	ABLS1A48050	POWER SUPPLY 48V 5A 1PH OPTIMIZED	16766
100...240 V AC single phase	48V	10A	ABLS1A48100	POWER SUPPLY 48V 10A 1PH OPTIMIZED	29339

Universal ABLU



- One of the most compact on the market
- Up to +70°C ambient temperature
- Manual or Automatic reset in case of output overload or short circuit
- Power reserve allowing to deliver a current of 150% its nominal rating for a short time
- Conformal coating in order to resist to common dust and humidity

Input Voltage	Output Voltage	Output Current	Reference	Description	Unit MRP [₹]
380...500 V AC Three phase	24V	5.0A	ABLU3A24050	POWER SUPPLY 24V 5A 3PH UNIVERSAL	17526
380...500 V AC Three phase	24V	10A	ABLU3A24100	POWER SUPPLY 24V 10A 3PH UNIVERSAL	26289
380...500 V AC Three phase	24V	20A	ABLU3A24200	POWER SUPPLY 24V 20A 3PH UNIVERSAL	38282
380...500 V AC Three phase	24V	40A	ABLU3A24400	POWER SUPPLY 24V 40A 3PH UNIVERSAL	65092
380...500 V AC Three phase	48V	10A	ABLU3A48100	POWER SUPPLY 48V 10A 3PH UNIVERSAL	42876
380...500 V AC Three phase	48V	20A	ABLU3A48200	POWER SUPPLY 48V 20A 3PH UNIVERSAL	67801

Please contact Customer Care Center for Stockable and Non stockable status of references.

NORMAL STOCK ITEMS

W.E.F. June 10th, 2026



Zelio 2 compact smart relay with display



Zelio 2 compact smart relay without display



Zelio 2 modular smart relay with display

Relays

Description	Reference	Unit MRP [₹]
Voltage 24V DC		
Zelio Logic module - 10 I O, RLY - w/o clock - with display	SR2A101BD <input checked="" type="checkbox"/>	22065
Zelio Logic module - 20 I O, RLY - w/o clock - with display	SR2A201BD <input checked="" type="checkbox"/>	36019
Zelio Logic module - 12 I O,TRN - with clock - with display	SR2B121BD <input checked="" type="checkbox"/>	20179
Zelio Logic module - 12 I O,TRN - with clock - with display	SR2B122BD	30267
Zelio Logic module - 20 I O, RLY - with clock - with display	SR2B201BD <input checked="" type="checkbox"/>	40072
Zelio Logic module - 20 I O, RLY - with clock - with display	SR2B202BD	41677
Zelio Logic module - 10 I O, RLY - w/o clock - w/o display	SR2D101BD <input checked="" type="checkbox"/>	16114
Zelio Logic module - 20 I O, RLY - w/o clock - w/o display	SR2D201BD <input checked="" type="checkbox"/>	32342
Zelio Logic module - 12 I O, RLY - with clock - w/o display	SR2E121BD	20744
Zelio Logic module - 20 I O, RLY - with clock - w/o display	SR2E201BD	37565
Zelio Logic module - 10 I O, RLY - with clock - with display	SR3B101BD	24328
Zelio Logic module - 10 I O, TRN - with clock - with display	SR3B102BD	22441
Zelio Logic module - 26 I O, RLY - with clock - with display	SR3B261BD <input checked="" type="checkbox"/>	50536
Zelio Logic module - 26 I O, TRN - with clock - with display	SR3B262BD	50633
Voltage 100-240V AC		
Zelio Logic module - 10 I O, RLY - w/o clock - with display	SR2A101FU <input checked="" type="checkbox"/>	24987
Zelio Logic module - 20 I O, RLY - w/o clock - with display	SR2A201FU <input checked="" type="checkbox"/>	37056
Zelio Logic module - 12 I O, RLY - with clock - with display	SR2B121FU <input checked="" type="checkbox"/>	24798
Zelio Logic module - 20 I O, RLY - with clock - with display	SR2B201FU <input checked="" type="checkbox"/>	41206
Zelio Logic module - 10 I O, RLY - w/o clock - w/o display	SR2D101FU	17249
Zelio Logic module - 20 I O, RLY - w/o clock - w/o display	SR2D201FU	36572
Zelio Logic module - 12 I O, RLY - with clock - w/o display	SR2E121FU	21854
Zelio Logic module - 20 I O, RLY - with clock - w/o display	SR2E201FU	43285
Zelio Logic module - 10 I O, RLY - with clock - with display	SR3B101FU	26187
Zelio Logic module - 26 I O, RLY - with clock - with display	SR3B261FU <input checked="" type="checkbox"/>	52234
Voltage 12V DC		
Zelio Logic module - 12 I O - with clock - with display	SR2B121JD	25932
Zelio Logic module - 20 I O - with clock - with display	SR2B201JD	31602
Voltage 24V AC		
Zelio Logic module - 12 I O - with clock - with display	SR2B121B	25932
Zelio Logic module - 20 I O - with clock - with display	SR2B201B	47498
Zelio Logic module - 20 I O - with clock - w/o display	SR2E201B	37748
Zelio Logic module - 10 I O - with clock - with display	SR3B101B	27779
Zelio Logic module - 24 I O - with clock - with display	SR3B261B	55158

Note: Zelio Smart Relays are also available in other voltages. Please contact our nearest Sales Office for the same.

Please contact Customer Care Center for Stockable and Non stockable status of references.

NORMAL STOCK ITEMS

W.E.F. June 10th, 2026



I/O Extension module

I/O Extension modules

Description	Reference	Unit MRP [₹]
Discrete I/O extension module - 6 I O 4DI, 2DO - 24 V DC	SR3XT61BD	9937
Discrete I/O extension module - 6 I O 4DI, 2DO	SR3XT61FU	9801
Discrete I/O extension module - 10 I O 6DI, 4DO - 24 V DC	SR3XT101BD <input checked="" type="checkbox"/>	10684
Discrete I/O extension module - 10 I O 6DI, 4DO	SR3XT101FU	12948
Discrete I/O extension module - 14 I O 8DI, 6DO - 24 V AC	SR3XT141B	21537
Discrete I/O extension module - 14 I O 8DI, 6DO - 24 V DC	SR3XT141BD <input checked="" type="checkbox"/>	14738
Discrete I/O extension module - 14 I O 8DI, 6DO	SR3XT141FU	15661
Analogue I/O extension module - 2 AI/ 2AO	SR3XT43BD	23607

Accessories

Description	Reference	Unit MRP [₹]
SUB-D 9-pin PC connecting cable - 3 m	SR2CBL01 <input checked="" type="checkbox"/>	16231
Communication interface	SR2COM01	28302
memory cartridge firmware - for v 3.0 - EEPROM	SR2MEM02 <input checked="" type="checkbox"/>	3974
USB PC connecting cable - 3 m	SR2USB01 <input checked="" type="checkbox"/>	20194

Please contact Customer Care Center for Stockable and Non stockable status of references.

NORMAL STOCK ITEMS

W.E.F. June 10th, 2026



Altivar™ AC Drives

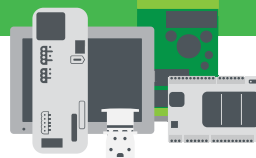
Advanced energy management
and performance in motor control



Altivar™ Easy 310

Drives for Simple Machines

Now available upto 22kW



*When just enough
is just right!*



Reliable & cost effective solution to manage the speed of your motors in your machines.

se.com/drives

General Purpose Drives

Altivar™ 12: Drives for 1-Phase / 3-Phase 230 Volts Input & 3-Phase 230 Volts Output



- Small: easily integrated in any machine
- Discreet & Intuitive
- Reliable: quality which stands the test of time
- High-performance: even without adjustment

kW (HD)	HP Rating	Max. continuous current(A)	Reference	Unit MRP [₹]
Single phase-Supply Voltage: 200...240V				
0.18	0.25	1.4	ATV12H018M2	On Request
0.37	0.55	2.4	ATV12H037M2	On Request
0.55	0.75	3.5	ATV12H055M2	On Request
0.75	1	4.2	ATV12H075M2	On Request
1.5	2	7.5	ATV12HU15M2	On Request
2.2	3	10	ATV12HU22M2	On Request
Three phase-Supply Voltage: 200...240V				
0.37	0.55	2.4	ATV12H037M3	On Request
0.75	1	4.2	ATV12H075M3	On Request
1.5	2	7.5	ATV12HU15M3	On Request
2.2	3	10	ATV12HU22M3	On Request
3	~	12.2	ATV12HU30M3	On Request
4	5	16.7	ATV12HU40M3	On Request

Altivar™ 310: Drives for 3-Phase 440 Volts Input & 3-Phase 440 Volts Output



- Optimized installation space & Optimized time and cost
- Service cost savings
- Easy to operate
- Easy to maintain & Easy to integrate in automation system
- 55deg Celsius ambient temperature without derating

ND	KW		Max. Continuous Current (A)		Reference	Unit MRP [₹]
	HD	ND	HD	ND		
~	0.37	~	1.5	~	ATV310H037N4E	On Request
~	0.75	~	2.3	~	ATV310H075N4E	On Request
~	1.5	~	4.1	~	ATV310HU15N4E	On Request
~	2.2	~	5.5	~	ATV310HU22N4E	On Request
4	3	8.9	7.1	~	ATV310HU30N4E	On Request
5.5	4	12.1	9.5	~	ATV310HU40N4E	On Request
7.5	5.5	16	12.6	~	ATV310HU55N4E	On Request
11	7.5	22.8	17	~	ATV310HU75N4E	On Request
15	11	30	24	~	ATV310HD11N4E	On Request
18	15	36	33	~	ATV310HD15N4E	On Request
22	18	43	39	~	ATV310HD18N4E	On Request
30	22	60	46	~	ATV310HD22N4E	On Request
18	15	36	33	~	ATV310HD15N4EF	On Request
22	18	43	39	~	ATV310HD18N4EF	On Request
30	22	60	46	~	ATV310HD22N4EF	On Request

*F refer to inbuilt EMC

Please contact Customer Care Center for Stockable and Non stockable status of references.

NORMAL STOCK ITEMS

W.E.F. June 10th, 2026



Automation and control made easy

Easy Altivar™ 610 variable speed drives.

Easy Altivar™ 610 variable speed drives for three-phase synchronous motors address the challenges faced by new economies. They are fit for purpose at affordable prices with no compromise on ease of use, robustness, and availability – the core values supported by a worldwide leader in automation.



Water & wastewater



Oil & gas



Constant, negative pressure water supply



Building



Power



Other OEM



Fit for purpose

- Optimized control system
- Multi-pump control function
- Harmonic mitigation solution

Designed for easiness

- Easy to install
- Easy to set up and use
- Easy to maintain

Strong on robustness

- Robust design for harsh environments
- Ever higher protection and performance

Always available

- Wide availability
- Worldwide technical assistance

Contact with Schneider Electric sales for country of origin.

se.com/easyaltivar610

Easy Altivar™ 610

Now available upto 460V

Main features

Power range:
0.75 to 315kW

Main voltage range:
380~460V, 3 phase, -15 to +10%

Overload capability:
ND: 110% 60s; 120% 20s;
HD: 150% 60s

EMC:
C3 level filter embedded

Harmonics:
DC choke embedded (above 4kW)

Protection:
IP20

Operation temperature:
-15°C to +60°C (derating above
+45°C)

Motor control law:
Asy motor: V/f 2 pts; V/f 5 pts;
UF quad; energy saving



Control I/O

Control terminal:

- Analog input: 3
- Analog output: 2
- Digital input: 6
- Relay output: 3

Communication:

- Modbus embedded;
- option: Profibus DP



Display terminal

Basic keypad (standard)

- LCD backlight, removable
- 2 lines, 6 languages
- Configuration save
- Easy mounting kit (Ø22mm)



For more information and product references visit

se.com/easyaltivar610

Altivar™ 610: Drives for pumps and fans from 0.75 to 315 kW

Now available upto 460V



- Compact size: simplicity of integration and reduction of the size of the enclosures
- Electronic cards with protective coating
- Operation temperature: -10...+60°C
- IP40 protection level on the top of the product
- Typical multi-pump configuration without PLC
- 7 preprogrammed function blocks cover 90% of the pump and fan applications
- Colored control circuit terminals to avoid misuse

ND	kW		Max. continuous current(A)		Reference	Unit MRP [₹]
	ND	HD	ND	HD		
Three phase-Supply Voltage: 380...460V						
4		3	9.3	7.2	ATV610U40N4	On Request
5.5		4	12.7	9.3	ATV610U55N4	On Request
7.5		5.5	15.8	12.7	ATV610U75N4	On Request
11		7.5	23.5	16.5	ATV610D11N4	On Request
15		11	31.7	23.5	ATV610D15N4	On Request
18.5		15	39.2	31.7	ATV610D18N4	On Request
22		18.5	46.3	39.2	ATV610D22N4	On Request
30		22	61.5	46.3	ATV610D30N4	On Request
37		30	74.5	59.6	ATV610D37N4	On Request
45		37	88	74.5	ATV610D45N4	On Request
55		45	106	88	ATV610D55N4	On Request
75		55	145	106	ATV610D75N4	On Request
90		75	173	145	ATV610D90N4	On Request
110		90	211	173	ATV610C11N4	On Request
132		110	250	211	ATV610C13N4	On Request
160		132	302	250	ATV610C16N4	On Request
220 <small>NEW</small>		160	~	~	ATV610C22N4*	On Request
250 <small>NEW</small>		220	~	~	ATV610C25N4*	On Request
315 <small>NEW</small>		250	~	~	ATV610C31N4*	On Request

Note: *Range Extension

Reduce mechanical stress on your machines

Altistart™ ATS01

Altivar™ ATS130

Altistart™ ATS22

Altivar Soft Starter ATS430

Newly
Launched

Altivar™ Soft Starter ATS480

Altivar Soft Starter ATS490

Newly
Launched

Complete range of soft starters from 0.37 kW (3 Amps)
to 900 kW (1200 Amps)



Altivar™ Soft Starters: 3 ranges to match your applications



Main data on Altivar™ Soft Starters



Us rated operational voltage	110 to 480V single phase 110 to 480V 3 phase	200 to 480V	230 to 440V 208 to 600V	208-600V 3 phase	208 to 690V	209-690V 3 phase
Rated operational current	3 to 12A (1 ph) –6 to 32A (3ph)	38 to 105A	17 to 590A	17-590A	17 to 1200A	17-1200A
Power range	0,37 to 15kW	11 to 55kW	4 to 400kW	4-400kW (3-500HP)	4 to 900kW	2-900kW
UcControl supply voltage	24V AC/DC 110-240Vac	24V DC	110 to 230Vac	110-230V	110 to 230Vac	115-230V
Connectivity	-	-	Modbus	Modbus, Modbus TCP, EtherNet/IP, PROFIBUS DP V1, CANopen, Profinet	Modbus, Modbus TCP, EtherNet/IP, Profinet, Profibus DP, CANopen	Modbus, Modbus TCP, EtherNet/IP, PROFIBUS DP V1, CANopen, Profinet
Type of control	Voltage ramp	Voltage ramp	Voltage control	Torque control	Torque Control, voltage control	Torque control
Current limitation	-	-	350% Ie	500% Ie up to 700% motor In	500% Ie (up to 700% rated motor current)	-
Stop mode	Freewheel, voltage ramp	Freewheel, voltage ramp	Freewheel, voltage ramp	Freewheel, voltage ramp	Torque ramp, voltage ramp, dynamic braking, DC injection	-
Thermal protections Other protections	-	-	Electronic Underload, overload, motor phase loss, line phase inversion excessive acceleration time, current overload, ground leakage	Electronic thermal relay, PTC, underload, motor phase loss, line phase inversion, excessive acceleration time, ground leakage	Electronic, PTC, PT100 2 or 3 wires Underload, overload, motor phase loss, line phase inversion excessive acceleration time, current overload, ground leakage	-

Soft Starter

ATS01 – Soft Starter for Simple Machine



[Us] Rated Supply Voltage	Network Number of Phases	Motor Power kW	Starting Time	[Ie] Rated Operational Current (A)	Reference	Unit MRP [₹]
380....415V 50.....60Hz	3	1.5kW/2.2kW/3kW	adjustable from 1 to 10s	6	ATS01N206QN	On Request
	3	4kW	adjustable from 1 to 10s	9	ATS01N209QN	On Request
	3	5.5kW	adjustable from 1 to 10s	12	ATS01N212QN	On Request
	3	7.5kW/11kW	adjustable from 1 to 10s	22	ATS01N222QN	On Request
	3	15kW	adjustable from 1 to 10s	32	ATS01N232QN	On Request

ATS130 - Power Extension of
ATS01 from 38 Amp to 105 Amp



- ATS130 Soft motor Starter solution, an alternative to DOL motor Starter for control panel flexibility
- Increase the competitiveness of customer design
- Reduce space in cabinet
- Save time during installation
- Easy commissioning
- No preventive maintenance

Nominal Power in kW			Nominal Current (Amps)	Reference	Unit MRP [₹]
230 Vac	400 Vac	440 Vac			
11	18.5	22	38	ATS130N2D38LT	On Request
11	22	22	45	ATS130N2D45LT	On Request
18.5	30	37	65	ATS130N2D65LT	On Request
22	37	45	73	ATS130N2D73LT	On Request
22	45	45	80	ATS130N2D80LT	On Request
30	55	55	105	ATS130N2C11LT	On Request

ATS22 - Soft Starter for Utilities (Pump & fan)



- Embedded shorting contactor
- Size reduction: average of 25% less compare to ATS48 alone (without additional by-pass)
- Full starter and motor protections
- True three phases control
- Modbus in Built

kW (400 V)	Nominal Current (Amps)	Reference	Unit MRP [₹]
Three phase-Supply Voltage: 230V...440V			
7.5	17	ATS22D17Q	On Request
15	32	ATS22D32Q	On Request
22	47	ATS22D47Q	On Request
30	62	ATS22D62Q	On Request
37	75	ATS22D75Q	On Request
45	88	ATS22D88Q	On Request
55	110	ATS22C11Q	On Request
75	140	ATS22C14Q	On Request
90	170	ATS22C17Q	On Request
110	210	ATS22C21Q	On Request
132	250	ATS22C25Q	On Request
160	320	ATS22C32Q	On Request
220	410	ATS22C41Q	On Request
250	480	ATS22C48Q	On Request
315	590	ATS22C59Q	On Request

Please contact Customer Care Center for Stockable and Non stockable status of references.

NORMAL STOCK ITEMS

W.E.F. June 10th, 2026

Altivar Soft Starter ATS430

From 17A to 590A

The new ATS430 offers effective motor management for standard machines in industrial applications.

Competitiveness

- **Optimize time from design to operation** thanks to integration in EcoStruxure™ solutions.
- **Reduce overall cost:** No need to add external equipment, as essential functions for efficient motor management are built-in.

Effective Motor Management

- **Best in class motor control:** Application requirements are mastered by the torque control system, motor and application are monitored.
- **High durability to increase machine uptime:** designed for high reliability level, the ATS430 offers condition monitoring, upgradability and repairability.

Sustainability

- **Environmental performance:** ATS430 integrates biobased plastic, ASI-certified aluminum and recycled cardboard packaging.
- **Energy efficient:** efficiency > 99.5%, ATS430 is integrated in EcoStruxure™ Power Monitoring Expert



- Device condition monitoring
- Energy and power monitoring
- Cybersecurity best practices
- Torque control system
- Integrated bypass relays

Altivar Soft Starter ATS430



- Integrated bypass
- Effective
- Performance with Torque Control, the original
- Direct connection to automation (Modbus open style)
- High usability
- Increased uptime and lifetime
- High reliability
- Condition monitoring of the device
- Help to protect your machine operations
- Best Cybersecurity practices
- Role Based Access Control, PIN code

Next Gen Soft Starter for standard industrial machines, normal duty applications, from 17 to 590A.

From 4 to 400kW (3 to 500HP)

Ue = 208 to 600V 3 phase

Us = 115 to 230VAC

Nominal Current (Amps)	Reference	Unit MRP [₹]
Three phase-Supply Voltage: 208V...600V		
17	ATS430D17S6	On Request
32	ATS430D32S6	On Request
47	ATS430D47S6	On Request
62	ATS430D62S6	On Request
75	ATS430D75S6	On Request
88	ATS430D88S6	On Request
110	ATS430C11S6	On Request
140	ATS430C14S6	On Request
170	ATS430C17S6	On Request
210	ATS430C21S6	On Request
250	ATS430C25S6	On Request
320	ATS430C32S6	On Request
410	ATS430C41S6	On Request
480	ATS430C48S6	On Request
590	ATS430C59S6	On Request

Please contact Customer Care Center for Stockable and Non stockable status of references.

NORMAL STOCK ITEMS

W.E.F. June 10th, 2026

Altivar™ Soft Starter ATS480



The Altivar™ Soft Starter ATS480 is the next evolution of soft starters for digitization, while meeting cybersecurity standard. Designed to address process and infrastructures, ATS480 simplifies projects execution and maximizes the availability of your applications, even in the most demanding environments.

ATS480 builds on the proven robustness and stop/ starting performance of the ATS48. ATS480 extends the lifetime of ATS48 equipment and preserves your initial investment by reusing current design.

Benefits

Reduced engineering time and cost

- The integration of Altivar Soft Starter ATS480 in EcoStruxure™ Apps and software for Automation and Power drastically simplify architecture selection, detailed design and execution.

Reliability for your operations

- Highly robust and reliable even for the most demanding applications or in harsh environments
- Flexibility to improve the continuity of service of your applications

Cybersecure

- User account management to enforce authorization
- ATS480 has enhance cybersecurity features built-in to restrict or disable port and services
- Threat intelligence to generate security related reports
- Secure boot and firmware upgrade

Complete solution for Process & Infrastructures projects



Only 1 range 208/690 V from 4 to 900kW



Options and accessories common to Altivar™

Altivar " Soft Starter ATS480 characteristics

Us Rated operational voltage	208 to 690V
Ie rated operational current	17 to 1700A
Pe Power range	4 to 900kW
Application type	Normal and heavy duty
Control Type	Torque control, the original
Current limitation	500% Ie up to 700% motor In
Stop mode	Torque ramp, dynamic braking, DC injection
Motor thermal protection	Embedded electronic thermal relay, PTC, PT100
Connectivity	Modbus serial (embedded)
	Modbus TCP
	EtherNet/IP PROFINET PROFIBUS DP CANopen
Markings and Certifications	CE, c.UL.us, CCC, EAC, RCM, UKCA, DNV ABS, BV CCS

Please contact Customer Care Center for Stockable and Non stockable status of references.

NORMAL STOCK ITEMS

W.E.F. June 10th, 2026

Soft Starter Selection

Refer to the following table to select ATS480 compatible with the ATS48 to substitute.

Legacy offers			New offers
ATS48●●●Q 230...415 Vac	ATS48●●●Y 208...690 Vac		ATS480●●●Y 208...690 Vac
ATS48D17Q	ATS48D17Y		ATS480D17Y
ATS48D22Q	ATS48D22Y		ATS480D22Y
ATS48D32Q	ATS48D32Y		ATS480D32Y
ATS48D38Q	ATS48D38Y		ATS480D38Y
ATS48D47Q	ATS48D47Y		ATS480D47Y
ATS48D62Q	ATS48D62Y		ATS480D62Y
ATS48D75Q	ATS48D75Y		ATS480D75Y
ATS48D88Q	ATS48D88Y		ATS480D88Y
ATS48C11Q	ATS48C11Y	→	ATS480C11Y
ATS48C14Q	ATS48C14Y		ATS480C14Y
ATS48C17Q	ATS48C17Y		ATS480C17Y
ATS48C21Q	ATS48C21Y		ATS480C21Y
ATS48C25Q	ATS48C25Y		ATS480C25Y
ATS48C32Q	ATS48C32Y		ATS480C32Y
ATS48C41Q	ATS48C41Y		ATS480C41Y
ATS48C48Q	ATS48C48Y		ATS480C48Y
ATS48C59Q	ATS48C59Y		ATS480C59Y
ATS48C66Q	ATS48C66Y		ATS480C66Y
ATS48C79Q	ATS48C79Y		ATS480C79Y
ATS48M10Q	ATS48M10Y		ATS480M10Y
ATS48M12Q	ATS48M12Y		ATS480M12Y

The specific legacy references and their functionality are included in the substitution:

Specific Legacy offers		New offers
ATS48●●●YS316, ability to set in Delta up to 500 V		
ATS48●●●YS338, tropicalization coating	→	ATS480●●●Y
ATS48●●●QS338, tropicalization coating		

Please contact Customer Care Center for Stockable and Non stockable status of references.

NORMAL STOCK ITEMS

W.E.F. June 10th, 2026

Green Premium™

Enhance sustainability with Altivar™ Soft Starter ATS480

Superior environmental performance thanks to upgradability and modernization solutions

Altivar™ Soft Starter ATS480 is RoHS and REACH compliant

- Transparent environment information
- Life Cycle Analysis, compliant with ISO 14025
- Circularity Profile

Altivar™ Soft Starter ATS480 brings key benefits to help you achieve superior upgradable performance by enhancing its embedded functionality and performance capabilities for both hardware and software. ATS480 also extends the service life of ATS48 equipment: ATS480 replaces ATS48 while keeping the same footprint, circuit breaker, contactors, cables, and behavior of the process, making way for evolution.

The additional power options and the cybersecurity-compliant firmware upgradability capabilities of the Altivar™ Soft Starter ATS480 can help you to maximize process continuity and operation, as well as reduce your operational expenses, by avoiding the need to replace your soft starter or modify your existing installation as a retrofit.

Benefits

- Enable a secure and digital area
- Reduce your engineering time and cost
- Help to secure your operations
- Reduce downtime
- Extend the service life of ATS48 equipment
- Make way for evolution
- Preserve your initial investment



Communication and Wi-Fi modules

The additional communication modules allow you to easily integrate Altivar™ Soft Starter ATS480 in your scalable automation system. Together with the Wi-Fi access point, they bring easy access to the real data provided by the soft starter, aiding its digitization and easy integration in Industry 4.0 technologies.

Cybersecurity-compliant firmware upgrade

You have the possibility to upgrade the Altivar™ Soft Starter ATS480 firmware. Available on se.com, the firmware is digitally signed and can only be applied if authenticity is verified by the ATS480.

Graphic display terminal and dynamic QR code

In addition to the detailed warnings and detected errors available on the removable plain text display terminal, the graphic display terminal provides contextual troubleshooting and direct access to the appropriate page of the documentation via a dynamic QR code.

Power options (line chokes, bypass contactor)

The power options of Altivar™ Soft Starter ATS480 bring you the possibility to improve the power quality and efficiency of your installation. These options also improve the continuity of service of the installation and its robustness.



Experience our offer on se.com/green-premium



Product selector for ATS480




EcoStruxure™ Motor Control Configurator



EcoStruxure™ Motor Management Design

Altistart™ 480

ATS480 in-line								
Motor nameplate								ATS480
Rated operational voltage (Ue)								
Rated motor power								
230 V	400 V	440 V	500 V	525 V	660 V	690 V		
kW	kW	kW	kW	kW	kW	kW	Reference	Unit MRP 
Normal duty applications								
4	7.5	7.5	9	9	11	15	ATS480D17Y	On Request
5.5	11	11	11	11	15	18.5	ATS480D22Y	On Request
7.5	15	15	18.5	18.5	22	22	ATS480D32Y	On Request
9	18.5	18.5	22	22	30	30	ATS480D38Y	On Request
11	22	22	30	30	37	37	ATS480D47Y	On Request
15	30	30	37	37	45	45	ATS480D62Y	On Request
18.5	37	37	45	45	55	55	ATS480D75Y	On Request
22	45	45	55	55	75	75	ATS480D88Y	On Request
30	55	55	75	75	90	90	ATS480C11Y	On Request
37	75	75	90	90	110	110	ATS480C14Y	On Request
45	90	90	110	110	132	160	ATS480C17Y	On Request
55	110	110	132	132	160	200	ATS480C21Y	On Request
75	132	132	160	160	220	250	ATS480C25Y	On Request
90	160	160	220	220	250	315	ATS480C32Y	On Request
110	220	220	250	250	355	400	ATS480C41Y	On Request
132	250	250	315	315	400	500	ATS480C48Y	On Request
160	315	355	400	400	560	560	ATS480C59Y	On Request
–	355	400	–	–	630	630	ATS480C66Y	On Request
220	400	500	500	500	710	710	ATS480C79Y	On Request
250	500	630	630	630	900	900	ATS480M10Y	On Request
355	630	710	800	800	–	–	ATS480M12Y	On Request
Heavy duty applications								
3	5.5	5.5	7.5	7.5	9	11	ATS480D17Y	On Request
4	7.5	7.5	9	9	11	15	ATS480D22Y	On Request
5.5	11	11	11	11	15	18.5	ATS480D32Y	On Request
7.5	15	15	18.5	18.5	22	22	ATS480D38Y	On Request
9	18.5	18.5	22	22	30	30	ATS480D47Y	On Request
11	22	22	30	30	37	37	ATS480D62Y	On Request
15	30	30	37	37	45	45	ATS480D75Y	On Request
18.5	37	37	45	45	55	55	ATS480D88Y	On Request
22	45	45	55	55	75	75	ATS480C11Y	On Request
30	55	55	75	75	90	90	ATS480C14Y	On Request
37	75	75	90	90	110	110	ATS480C17Y	On Request
45	90	90	110	110	132	160	ATS480C21Y	On Request
55	110	110	132	132	160	200	ATS480C25Y	On Request
75	132	132	160	160	220	250	ATS480C32Y	On Request
90	160	160	220	220	250	315	ATS480C41Y	On Request
110	220	220	250	250	355	400	ATS480C48Y	On Request
132	250	250	315	315	400	500	ATS480C59Y	On Request
160	315	355	400	400	560	560	ATS480C66Y	On Request
–	355	400	–	–	630	630	ATS480C79Y	On Request
220	400	500	500	500	710	710	ATS480M10Y	On Request
250	500	630	630	630	900	900	ATS480M12Y	On Request

Please contact Customer Care Center for Stockable and Non stockable status of references.

NORMAL STOCK ITEMS

W.E.F. June 10th, 2026



Altivar Soft Starter ATS490

From 17A to 1200A



Green
Premium™

Sustainable
performance,
by design

Discover the innovative features, and high durability performance of Altivar Soft Starter ATS490 that leads to the optimization of the project cost and provides a holistic vision for energy and asset management. Downtime and maintenance costs are reduced even for the most demanding application keeping safety and security.

Improve competitiveness

CapEx reduction through integration, removing external devices. OpEx reduction through high durability and data reporting

Improve sustainability

99.5% efficiency with integrated bypass
power and energy monitoring
Plastic with bio-based content (>20%), ASI certified aluminium compliant with REACH and RoHS

Improve operational resilience

Torque control, the original high durability and integrated condition monitoring

Cybersecurity certified

IEC 62443-4-2 SL1
Extend the lifespan with reparability and upgrade

Safe Torque Off certified
IEC 61508 SIL 1
IP20 protection degree as standard up to 110A, with protective covers up to 660A



Certified Cybersecurity Features

Altivar Soft Starter ATS490



- Integrated bypass
- Cybersecurity features certified IEC 62443-3-2 SL1
- Safe Torque Off certified IEC61508 SIL1
- Ethernet embedded : Modbus TCP, Ethernet/IP
- Differentiated equipment design to reduce CapEx
- Digital data reporting for Energy, asset management and high durability to reduce OpEx.

Next Gen Soft Starter for process and infrastructure, normal and Heavy duty applications, from 17 to 1200A

From 3 to 900kW (1200HP)

Ue = 208 to 690V 3 phase

Us = 115 to 230VAC

Nominal Current (Amps)	Reference	Unit MRP [₹]
Three phase-Supply Voltage: 208V...690V		
17	ATS490D17Y	On Request
22	ATS490D22Y	On Request
32	ATS490D32Y	On Request
38	ATS490D38Y	On Request
47	ATS490D47Y	On Request
52	ATS490D62Y	On Request
75	ATS490D75Y	On Request
88	ATS490D88Y	On Request
110	ATS490C11Y	On Request
140	ATS490C14Y	On Request
170	ATS490C17Y	On Request
210	ATS490C21Y	On Request
250	ATS490C25Y	On Request
320	ATS490C32Y	On Request
410	ATS490C41Y	On Request
480	ATS490C48Y	On Request
590	ATS490C59Y	On Request
660	ATS490C66Y	On Request
790	ATS490C79Y	On Request
1000	ATS490M10Y	On Request
1200	ATS490M12Y	On Request

Please contact Customer Care Center for Stockable and Non stockable status of references.

NORMAL STOCK ITEMS

W.E.F. June 10th, 2026



Harmony Relays

Electromechanical, Timer and control Relays

Enhance **operational efficiency** and **optimize equipment availability** with our widest range of relays. Harmony relays are designed, manufactured, and tested to meet your needs for both wired logic functions and PLC Interfaces.



- **Wide choice:** 1C/O 10 A – 2C/O 5 A, 24 VDC – 230 VAC, multifunctional features
- **Robust installation:** fast-on pin terminal
- **Easy to use:** optional status indication and test function
- **Safe to perform:** feasibility to add protection modules (diode, diode + LED, RC circuit, or varistor + LED)
- **Space saving:** only 16 mm socket for 2C/O
- **Complies:** to CE, UL, CSA, EAC

RXG Interface Relays

NEW

Description	Relay	Control Circuit Voltage (V)		Reference	Unit MRP [₹]
1CO 6 Pin Relay Standard cover lockable test button					
Without LED indicator	1 CO - 10 A	24V	DC	RXG11BD	794
	1 CO - 10 A	120V	AC	RXG11F7	1048
	1 CO - 10 A	230V	AC	RXG11P7	988
With LED indicator	1 CO - 10 A	24V	DC	RXG12BD	896
	1 CO - 10 A	120V	AC	RXG12F7	1074
	1 CO - 10 A	230V	AC	RXG12P7	1074
2CO 8 Pin Relay Standard cover lockable test button					
Without LED indicator	2 CO - 5 A	24V	DC	RXG21BD	895
	2 CO - 5 A	120V	AC	RXG21F7	1086
	2 CO - 5 A	230V	AC	RXG21P7	1065
With LED indicator	2 CO - 5 A	24V	DC	RXG22BD	995
	2 CO - 5 A	120V	AC	RXG22F7	1196
	2 CO - 5 A	230V	AC	RXG22P7	1196
Sockets for relay					
For Relay RXG1, screw				RGZE1S35M	427
For Relay RXG2, screw				RGZE1S48M	472



Easy Harmony RXG

NEW

Description	Relay	Control Circuit Voltage (V)		Reference	Unit MRP [₹]
1CO 6 Pin Relay Standard (without Test button)					
With LED	1 CO - 10 A	24	DC	RXG16BD	382
	1 CO - 10 A	230	AC	RXG16P7	457
Without LED	1 CO - 10 A	24	DC	RXG18BD	342
	1 CO - 10 A	230	AC	RXG18P7	411
Socket				RGZE05E	190
2CO 8 Pin Relay Basic cover (without Test button)					
With LED	2 CO - 5 A	24	DC	RXG26BD	457
	2 CO - 5 A	230	AC	RXG26P7	507
Without LED	2 CO - 5 A	24	DC	RXG28BD	411
	2 CO - 5 A	230	AC	RXG28P7	457
Socket				RGZE08E	210

Please contact Customer Care Center for Stockable and Non stockable status of references.

NORMAL STOCK ITEMS

W.E.F. June 10th, 2026



- 5A relay with 2C/O contacts or 3A relay with 4 C/O contacts
- Mechanical indicator with transparent cover
- Power Onⁿ LED for readiness
- Socket for both DIN-rail and panel mounting
- Eco-design with ROHS, CE, GOST

RXM Miniature Relays

Description	Relay	Control Circuit Voltage (V)		Reference	Unit MRP [₹]
2 CO 8 Pin relays Without lockable test button					
Without LED indicator	2 CO - 5 A	24V	DC	RXM2LB1BD	594
	2 CO - 5 A	24V	AC	RXM2LB1B7	621
	2 CO - 5 A	120V	AC	RXM2LB1F7	621
	2 CO - 5 A	230V	AC	RXM2LB1P7	608
With LED indicator	2 CO - 5 A	24V	DC	RXM2LB2BD	638
	2 CO - 5 A	48V	DC	RXM2LB2ED	686
	2 CO - 5 A	24V	AC	RXM2LB2B7	686
	2 CO - 5 A	120V	AC	RXM2LB2F7	686
	2 CO - 5 A	230V	AC	RXM2LB2P7	638
4 CO 14 Pin relays Without lockable test button					
Without LED indicator	4 CO - 3 A	12V	DC	RXM4LB1JD	840
	4 CO - 3 A	24V	DC	RXM4LB1BD	686
	4 CO - 3 A	24V	AC	RXM4LB1B7	754
	4 CO - 3 A	230V	AC	RXM4LB1P7	686
With LED indicator	4 CO - 3 A	12V	DC	RXM4LB2JD	773
	4 CO - 3 A	24V	DC	RXM4LB2BD	723
	4 CO - 3 A	48V	DC	RXM4LB2ED	773
	4 CO - 3 A	24V	AC	RXM4LB2B7	773
	4 CO - 3 A	120V	AC	RXM4LB2F7	773
4 CO - 3 A	230V	AC	RXM4LB2P7	723	

Description	Type	Reference	Unit MRP [₹]
Sockets			
Mixed,screw clamp term, for RXM2L range	Socket	RXZE1M2C	301
Mixed,screw clamp term, for RXM4L range	Socket	RXZE1M4C	382
Metal clamp for RXZE1M2C	Accessory	RXZ420	72

Please contact Customer Care Center for Stockable and Non stockable status of references.

NORMAL STOCK ITEMS

W.E.F. June 10th, 2026

Description	Connection	Relay Type	Reference	Unit MRP [₹]
Sockets for RXMNB Relays				
Mixed	Screw Clamp connector	RXM2N	RXZE2M2N	321
Mixed	Screw Clamp connector	RXM4N	RXZE2M4N	366

RPM Power Relay

Description	Relay	Control Circuit Voltage (V)	Reference	Unit MRP [₹]	
Power Relay					
	1 CO - 15 A	24V	DC	RPM12BD	1242
	2 CO - 15 A	24 V	DC	RPM22BD	1649
	2 CO - 15 A	120V	AC	RPM22F7	2216
	2 CO - 15 A	230V	AC	RPM22P7	1858
	3 CO - 15 A	24V	DC	RPM32BD	2098
With LED Indicators	3 CO - 15 A	230V	AC	RPM32P7	2141
	4 CO - 15 A	24V	DC	RPM42BD	2017
	4 CO - 15 A	110V	DC	RPM42FD	2186
	4 CO - 15 A	24V	AC	RPM42B7	1994
	4 CO - 15 A	110V	AC	RPM42F7	2239
	4 CO - 15 A	230V	AC	RPM42P7	1981

Description	Connection	Relay Type	Reference	Unit MRP [₹]
Sockets				
Mixed	Screw Clamp connector	RPM1	RPZF1	798
Mixed	Screw Clamp connector	RPM2	RPZF2	803
Mixed	Screw Clamp connector	RPM3	RPZF3	1417
Mixed	Screw Clamp connector	RPM4	RPZF4	1370
Clips And Legends				
Metal maintaining clamp - for relay socket RPZF1			RPZR235	214

Please contact Customer Care Center for Stockable and Non stockable status of references.

NORMAL STOCK ITEMS

W.E.F. June 10th, 2026



- High-performance EMR Relays to ensure machine and system availability.
- Flexible choices with different contact numbers, current, and control coil voltages.
- 12A relay with 2C/O contacts or 6A relay with 4 C/O contacts
- One step lockable test button
- Mechanical indicator for contact status
- Power on" LED for readines

RXM Miniature Relays

Description	Relay	Control Circuit Voltage (V)	Reference	Unit MRP [₹]
2CO 8 Pin Relay Standard cover lockable test button				
Without LED indicator	2 CO - 12 A	12V	DC RXM2AB1JD	936
	2 CO - 12 A	24V	DC RXM2AB1BD	900
	2 CO - 12 A	48V	DC RXM2AB1ED	988
	2 CO - 12 A	110V	DC RXM2AB1FD	944
	2 CO - 12 A	48V	AC RXM2AB1E7	936
	2 CO - 12 A	120V	AC RXM2AB1F7	936
2 CO - 12 A	230V	AC RXM2AB1P7	900	
2CO 8 Pin Relay Standard cover lockable test button				
With LED Indicator	2 CO - 12 A	12V	DC RXM2AB2JD	976
	2 CO - 12 A	24V	DC RXM2AB2BD	936
	2 CO - 12 A	48V	DC RXM2AB2ED	1031
	2 CO - 12 A	110V	DC RXM2AB2FD	958
	2 CO - 12 A	24V	AC RXM2AB2B7	970
	2 CO - 12 A	48V	AC RXM2AB2E7	958
	2 CO - 12 A	120V	AC RXM2AB2F7	976
2 CO - 12 A	230V	AC RXM2AB2P7	936	
4CO 14 Pin Relay Standard cover with lockable test button				
Without LED indicator	4 CO - 6 A	12V	DC RXM4AB1JD	1120
	4 CO - 6 A	24V	DC RXM4AB1BD	1120
	4 CO - 6 A	48V	DC RXM4AB1ED	1247
	4 CO - 6 A	110V	DC RXM4AB1FD	1247
	4 CO - 6 A	24V	AC RXM4AB1B7	1142
	4 CO - 6 A	48V	AC RXM4AB1E7	1174
	4 CO - 6 A	120V	AC RXM4AB1F7	1142
4 CO - 6 A	230V	AC RXM4AB1P7	1142	
4 CO 14 Pin Relay Standard cover with lockable test button				
With LED Indicator	4 CO - 6 A	12V	DC RXM4AB2JD	1305
	4 CO - 6 A	24V	DC RXM4AB2BD	1240
	4 CO - 6 A	48V	DC RXM4AB2ED	1305
	4 CO - 6 A	110V	DC RXM4AB2FD	1305
	4 CO - 6 A	24V	AC RXM4AB2B7	1330
	4 CO - 6 A	48V	AC RXM4AB2E7	1330
	4 CO - 6 A	120V	AC RXM4AB2F7	1330
4 CO - 6 A	230V	AC RXM4AB2P7	1265	

RXM Miniature Relays

Description	Connection	Relay Type	Thermal Current (lth)	Reference	Unit MRP [₹]
Sockets					
Mixed contact	Screw Clamp	RXM2* / RXM4*	10A	RXZE2M114	470
	Screw Connector	RXM2* / RXM4*	10A	RXZE2M114M	421
Separate	Screw Connector	RXM2*	12A	RXZE2S108M	489
	Screw Connector	RXM3*	10A	RXZE2S111M	540
	Screw Connector	RXM4*	10A	RXZE2S114M	578

Description	Voltage V	For use with	Reference	Unit MRP [₹]
Sockets				
Diode	6...250 V DC	All Aockets	RXM040W	219
RC Circuit	24..60 V AC	All Aockets	RXM041BN7	236
	110..240 V AC	All Aockets	RXM041FU7	236
Varistor	6..24 V AC/DC	All Aockets	RXM021RB	276
	24..60 V AC/DC	All Aockets	RXM021BN	276
	110..240 V AC/DC	All Aockets	RXM021FP	264

Please contact Customer Care Center for Stockable and Non stockable status of references.

NORMAL STOCK ITEMS

W.E.F. June 10th, 2026



RE17 Electronic Timers

NEW

Description	Supply Voltage	Time Range	Output	Reference	Unit MRP [€]
RE10 Timers					
MultiFunction	24 V DC, 24...240 V AC	1 s .. 100 h	1 CO	RE10RMMU	2992
RE17 Timers					
On Delay	24 ...240 V AC/DC	0.1 s .. 100 h	1 CO SS	RE17LAMW	3903
Off -delay	24 ...240 V AC	1 s .. 100 h	1 CO SS	RE17LCBM	4564
Interval on delay	24 ...240 V AC	1 s .. 100 h	1 CO SS	RE17LHBM	5839
Asymmetrical flashing	24 ...240 V AC	1 s .. 100 h	1 CO SS	RE17LLBM	4797
Multifunction	24 ...240 V AC	1 s .. 100 h	1 CO SS	RE17LMBM	4699
On Delay	24 VDC /24...240 VAC	1 s .. 100 h	1 CO	RE17RAMU	3662
Single Interval	24 VDC /24...240 VAC	1 s .. 100 h	1 CO	RE17RBMU	5443
Off- Delay	24 VDC /24...240 VAC	1 s .. 100 h	1 CO	RE17RCMU	3831
Interval on delay	24 VDC /24...240 VAC	1 s .. 100 h	1 CO	RE17RHMU	3940
Asymmetrical flashing	24 VDC /24...240 VAC	1 s .. 100 h	1 CO	RE17RLMU	5121
Multifunction	12 V DC	1 s .. 100 h	1 CO	RE17RMJU	4844
Multifunction	24 VDC /24...240 VAC	1 s .. 100 h	1 CO	RE17RMMU	4707
Multifunction	12 ...240 VAC/DC	0.1 s .. 100 h	1 CO	RE17RMMW	5243
Multifunction	12 ...240 VAC/DC	0.1 s .. 100 h	1 CO	RE17RMMWS	5647
Multifunction	24 VDC /24...240 VAC	0.1 s .. 100 h	1 CO	RE17RMXMU	5923
Multifunction	24 VDC /24...240 VAC	0.1 s .. 10 h	1 CO	RE17RMEMU	4647



RE22 Electronic Timers

Description	Supply Voltage	Time Range	Output	Reference	Unit MRP [€]
RM22 Timers					
On Delay	24 ...240 V AC/DC	0.05s...300h	1 CO	RE22R1AMR	6754
Off Delay	24 ...240 V AC/DC	0.05s...300h	1 CO	RE22R1CMR	12835
Off Delay	24 ...240 V AC/DC	0.05s...10min	1 CO	RE22R1KMR	15227
Asymmetrical flashing	24 ...240 V AC/DC	0.05s...300h	1 CO	RE22R1MLMR	10610
Multi function	24 ...240 V AC/DC	0.05s...300h	1 CO	RE22R1MYMR	10332
Start Delta	24 VDC /24...240 VAC	0.05s...300s	1 CO	RE22R1QCMU	8048
Start Delta	24 VDC /24...240 VAC	1s...100h	1 CO	RE22R1QMU	7619
On Delay	24 ...240 V AC/DC	0.05s...300h	2 CO	RE22R2AMR	12967
Off Delay	24 VDC /24...240 VAC	1s...100h	2 CO	RE22R2AMU	6373
Off Delay	24 ...240 V AC/DC	0.05s...300h	2 CO	RE22R2CMR	18688
Asymmetrical flashing	24 ...240 V AC/DC	0.05s...300h	2 CO	RE22R2DMR	10610
Off Delay	24 ...240 V AC/DC	0.05s...10min	2 CO	RE22R2KMR	18654
Multi function	24 ...240 V AC/DC	1s...100h	2 CO	RE22R2MMU	6399
Multi function	12 ...240 VAC/DC	1s...100h	2 CO	RE22R2MMW	7311
Multi function	24 ...240 V AC/DC	0.05s...300h	2 CO	RE22R2MYMR	20818
Start Delta	24 ...240 V AC/DC	0.05s...30s	2 CO	RE22R2QEMR	9772
Start Delta	24 ...240 V AC/DC	0.05s...300h	2 CO	RE22R2QGMR	14627
Start Delta	24 ...240 V AC/DC	0.05s...300h	2 CO	RE22R2QTMR	10279

Please contact Customer Care Center for Stockable and Non stockable status of references.

NORMAL STOCK ITEMS

W.E.F. June 10th, 2026



Control - Monitoring & Control Relays

Description	Supply Voltage	Measurement Range	Time Range	Output	Reference	Unit MRP [₹]
RM10 Measurement & Control Relays						
3 Phase Multifunction	Self Powered	208...480 VAC	-	1 CO	RM10TE00	4394
3 Phase Multifunction	Self Powered	183...528 VAC	-	1 CO	RM10TG00	4093
RM17 Measurement & Control Relays (self Powered)						
3 Ø: Phase loss/ Phase sequence	Self Powered	208...480 VAC	-	1 CO	RM17TG00	19533
3 Ø: Phase loss/ Phase sequence	Self Powered	208...440 VAC	-	2 CO	RM17TG20	5221
Phase Sequence, Phase,loss,Undervoltage	Self Powered	208...480 VAC	-	1 CO	RM17TU00	10497
Phase Sequence, Phase,loss, Asymmetry	Self Powered	208...480 VAC	-	1 CO	RM17TA00	12827
Multifunction	Self Powered	208...480 VAC	-	1 CO	RM17TE00	33485
1 phase under or overvoltage control	Self Powered	65 to 260 VAC/DC	0.1 - 10 s	1 CO	RM17UAS15	10497
1 phase/ under or overvoltage control in window	Self Powered		0.1 - 10 s	1 CO	RM17UBE15	27602

Description	Supply Voltage	Measurement Range	Time Range	Output	Reference	Unit MRP [₹]
RM22 Measurement & Control Relays						
Phase loss/ Phase sequence	Self powered	208...480 VAC	-	2 CO	RM22TG20	7944
Multifunction	Self powered	208...480 VAC	0.1..30 s	2 CO	RM22TR33	6185
Phase Sequence, Phase,loss,Undervoltage	Self powered	208...480 VAC	-	2 CO	RM22TU23	10519
Under or overvoltage	24...240 VAC	1...100 VAC/DC	0.1..30 s	2 CO	RM22UA32MR	16063
Under or overvoltage	24...240 VAC	15...500 VAC/DC	0.1..30 s	2 CO	RM22UA33MR	14106
Under or overcurrent	24...240 VAC	4mA...1A	0.1..30 s	2 CO	RM22JA31MR	14999
Level Control	24...240 VAC	4K...100K ohm	-	1 CO	RM22LG11MR	8021
RM35 Measurement & control relays						
Multifunction	Self powered	220...480 VAC	-	2C/O	RM35TF30	On Request
Under or overvoltage P-N	Self powered	120...277 VAC	-	2C/O	RM35UB3N30	On Request
Over or undervoltage	24...240 VAC/DC	15...600 VAC/DC	-	2C/O	RM35UA13MW	On Request
Over or undercurrent	24...240 VAC/DC	0.15...15A	-	2C/O	RM35JA32MW	On Request
Liquid level control	24...240 VAC/DC	-	-	2C/O	RM35LM33MW	On Request
Under or overspeed	24...240 VAC/DC	-	-	1 C/O	RM35S0MW	On Request

Please contact Customer Care Center for Stockable and Non stockable status of references.

NORMAL STOCK ITEMS

W.E.F. June 10th, 2026



Easy Harmony Electronic Relays

The easy choice for timer and control relays

Newly
Launched

- **Cost-effective:**
Essential choice with optimized function features
- **Space saving:**
Compact size in 17.5mm form factor
- **Easy selection:**
Six references to meet most of the application needs
- **Meets international industrial standards:**
cULus, CE, CCC, and UKCA



RM10: Control relays



RE10: Timer relays



se.com/in



RM10 series

Control relays with the basic, standard or advanced monitoring function of 3 phase power network that feeds to the customer application.

Harmony 3 Phase Control Relays

Description	Range	Voltage	Output	Reference	Unit MRP [₹]
Basic: Phase sequence, phase loss	-	208...480Vac	1CO, 5A	RM10TG00N	2071
Standard: Phase sequence, phase loss, phase imbalance	0...15s	208...480Vac	1CO, 5A	RM10TA00N	2507
Advanced: Phase sequence, phase loss, phase imbalance, over voltage and under voltage	0...100s	208...480Vac	1CO, 5A	RM10TE00N	2834



RE10 series

Timer relays with single time function, to fulfill customer application needs with simple hard-wired timing control.

Harmony Timer Relays

Description	Range	Voltage	Output	Reference	Unit MRP [₹]
Single function: ON delay	0...30hrs	240VAC or 24VAC/DC	1CO, 5A	RE10RAMUN	1417
Single function: OFF delay	0...30hrs	240VAC or 24VAC/DC	1CO, 5A	RE10RCMUN	1744
Single function: Star-delta	0...120s	240 VAC	1CO, 5A	RE10RQM7N	1526

Adapted to your applications, segments and operating environments



Pumping



Fan



Motor



Generator



Material working



Material handling



MMM

Please contact Customer Care Center for Stockable and Non stockable status of references.

NORMAL STOCK ITEMS




W.E.F. June 10th, 2026



Control & Signaling Unit

Push Buttons, Switches and Pilot Lights

Pilot lights

Description	Supply Voltage	Colour	Reference	Unit MRP [₹]
   	~/- 12V	White	XA2EVJ1LC	262
	~/- 12V	Green	XA2EVJ3LC	233
	~/- 12V	Red	XA2EVJ4LC	233
	~/- 12V	Amber	XA2EVJ5LC	233
	~/- 12V	Blue	XA2EVJ6LC	347
	~/- 12V	Yellow	XA2EVJ8LC	233
	~/- 24V	White	XA2EVB1LC	262
	~/- 24V	Green	XA2EVB3LC	233
	~/- 24V	Red	XA2EVB4LC	233
	~/- 24V	Amber	XA2EVB5LC	233
	~/- 24V	Blue	XA2EVB6LC	347
	~/- 24V	Yellow	XA2EVB8LC	233
	~/- 30V	White	XA2EVC1LC	262
	~/- 30V	Green	XA2EVC3LC	233
	~/- 30V	Red	XA2EVC4LC	233
	~/- 30V	Amber	XA2EVC5LC	233
	~/- 30V	Blue	XA2EVC6LC	347
	~/- 30V	Yellow	XA2EVC8LC	233
	~/- 48V	White	XA2EVE1LC	262
	~/- 48V	Green	XA2EVE3LC	233
	~/- 48V	Red	XA2EVE4LC	233
	~/- 48V	Amber	XA2EVE5LC	233
	~/- 48V	Blue	XA2EVE6LC	347
	~/- 48V	Yellow	XA2EVE8LC	233
	~/- 60...63.5 V	White	XA2EVEE1LC	262
	~/- 60...63.5 V	Green	XA2EVEE3LC	233
	~/- 60...63.5 V	Red	XA2EVEE4LC	233
	~/- 60...63.5 V	Amber	XA2EVEE5LC	233
	~/- 60...63.5 V	Blue	XA2EVEE6LC	347
	~/- 60...63.5 V	Yellow	XA2EVEE8LC	233
	~/- 110 V	White	XA2EVF1LC	271
	~/- 110 V	Green	XA2EVF3LC	233
	~/- 110 V	Red	XA2EVF4LC	233
	~/- 110 V	Amber	XA2EVF5LC	233
	~/- 110 V	Blue	XA2EVF6LC	384
	~/- 110 V	Yellow	XA2EVF8LC	233
	- 220 V	White	XA2EVMD1LC	324
	- 220 V	Green	XA2EVMD3LC	314
	- 220 V	Red	XA2EVMD4LC	295
	- 220 V	Blue	XA2EVMD6LC	655
	- 220 V	Yellow	XA2EVMD8LC	295
	~ 220 ... 230 V	White	XA2EVM1LC	262
	~ 220 ... 230 V	Green	XA2EVM3LC	233
	~ 220 ... 230 V	Red	XA2EVM4LC	233
	~ 220 ... 230 V	Amber	XA2EVM5LC	233
	~ 220 ... 230 V	Blue	XA2EVM6LC	347
	~ 220 ... 230 V	Yellow	XA2EVM8LC	233
	~ 380 ... 400 V	White	XA2EVQ1LC	358
~ 380 ... 400 V	Green	XA2EVQ3LC	358	
~ 380 ... 400 V	Red	XA2EVQ4LC	347	
~ 380 ... 400 V	Amber	XA2EVQ5LC	384	
~ 380 ... 400 V	Blue	XA2EVQ6LC	772	
~ 380 ... 400 V	Yellow	XA2EVQ8LC	347	

Please contact Customer Care Center for Stockable and Non stockable status of references.

NORMAL STOCK ITEMS

W.E.F. June 10th, 2026

Pushbuttons

Description	Contacts	Color	Reference	Unit MRP [₹]
Pushbuttons plastic circular bezel - complete, spring return				
Flush unmarked	1 NO	White	XB5AA11N	261
Flush unmarked	1 NO	Black	XB5AA21N	252
Flush unmarked	1 NO	Green	XB5AA31N	252
Flush unmarked	1 NO	Yellow	XB5AA51N	252
Flush unmarked	1 NO	Blue	XB5AA61N	252
Flush unmarked	1 NC	Red	XB5AA42N	252
Flush unmarked	1 NO	Red	XB5AA41N	252
Projecting	1 NC	Red	XB5AL42N	305
Double headed Pushbutton	1 NO + 1 NC	Green	XB5AL845N	1772
Flush with silicon transparent boot	1 NO	Green	XB5AP31N	383

Illuminated Pushbuttons

Description	Contacts	Color	Reference	Unit MRP [₹]
Illuminated Pushbuttons plastic circular bezel - complete, Clear Lens				
Flush Integral LED 24V AC/DC	1 NO	White	XB5AW31B1N	735
Flush Integral LED 24V AC/DC	1 NO	Green	XB5AW33B1N	735
Flush Integral LED 24V AC/DC	1 NC	Red	XB5AW34B2N	735
Flush Integral LED 24V AC/DC	1 NO	Yellow	XB5AW35B1N	735
Flush Integral LED 24V AC/DC	1 NO	Amber	XB5AW38B1N	822
Flush Integral LED 24V AC/DC	1 NO	Blue	XB5AW36B1N	1354
Flush Integral LED 110V AC	1 NO	Green	XB5AW33G1N	895
Flush Integral LED 110V AC	1 NC	Red	XB5AW34G2N	895
Flush Integral LED 230V AC	1 NO	White	XB5AW31M1N	741
Flush Integral LED 230V AC	1 NO	Green	XB5AW33M1N	735
Flush Integral LED 230V AC	1 NC	Red	XB5AW34M2N	735
Flush Integral LED 230V AC	1 NO	Yellow	XB5AW35M1N	735
Flush Integral LED 230V AC	1 NO	Amber	XB5AW38M1N	822
Flush Integral LED 230V AC	1 NO	Blue	XB5AW36M1N	1354

* Clear type illuminated Push buttons are provided with striated lenses.

Pilot Lights

Description	Supply Voltage V	Color	Reference	Unit MRP [₹]
With smooth lens (except clear colour)				
Direct Integral LED	24V AC/DC	White	XB7EV01BPN	382
Direct Integral LED	24V AC/DC	Green	XB7EV03BPN	356
Direct Integral LED	24V AC/DC	Red	XB7EV04BPN	356
Direct Integral LED	24V AC/DC	Yellow	XB7EV05BPN	356
Direct Integral LED	24V AC/DC	Amber	XB7EV08BPN	356
Direct Integral LED	24V AC/DC	Blue	XB7EV06BPN	730
Direct Integral LED	120V AC	White	XB7EV01GPN	426
Direct Integral LED	120V AC	Green	XB7EV03GPN	356
Direct Integral LED	120V AC	Red	XB7EV04GPN	356
Direct Integral LED	120V AC	Yellow	XB7EV05GPN	393
Direct Integral LED	120V AC	Amber	XB7EV08GPN	356
Direct Integral LED	120V AC	Blue	XB7EV06GPN	812
Direct Integral LED	230V AC	White	XB7EV01MPN	382
Direct Integral LED	230V AC	Green	XB7EV03MPN	356
Direct Integral LED	230V AC	Red	XB7EV04MPN	356
Direct Integral LED	230V AC	Yellow	XB7EV05MPN	356
Direct Integral LED	230V AC	Amber	XB7EV08MPN	356
Direct Integral LED	230V AC	Blue	XB7EV06MPN	730

* Clear type pilot lights are provided with striated lens.

Please contact Customer Care Center for Stockable and Non stockable status of references.

NORMAL STOCK ITEMS

W.E.F. June 10th, 2026

Selector Switch

Description	Type	Contacts	Color	Reference	Unit MRP [₹]
Selector Switch-Complete(Non-Illuminated)					
Stanadard Handle	2 Position stay put	1 NO	Black	XB5AD21N	619
	2 Position spring return, right to left	1 NO	Black	XB5AD41N	983
	3 Position stay put	2 NO	Black	XB5AD33N	674
	3 Position spring return to center	2 NO	Black	XB5AD53N	717
	3 Position spring return, left to center	2 NO	Black	XB5AD73N	838
	3 Position spring return, right to center	2 NO	Black	XB5AD83N	857
Long Handle	2 Position stay put	1 NO	Black	XB5AJ21N	713
	3 Position stay put	2 NO	Black	XB5AJ33N	763
	3 Spring return to center	2 NO	Black	XB5AJ53N	743
Key Switch	2 Position stay put L- Key release	1 NO	Black	XB5AG21N	971
	2 Position stay put R-L Key release	1 NO	Black	XB5AG41N	1036
	2 Position spring return, right to left, L	1 NO	Black	XB5AG61N	1841
	3 Position stay put, All pos Key release	2 NO	Black	XB5AG03N	824
	3 Position stay put, Center Key release	2 NO	Black	XB5AG33N	1138
	3 Position stay put, R-L Key release	2 NO	Black	XB5AG53N	1152

Description	Supply Voltage	Contacts	Color	Reference	Unit MRP [₹]
Illuminated Selector Switch-Complete					
2 Position Stay put	24 VAC/ DC	1 NO	White	XB5AK121B1N	1398
	24 VAC/ DC	1 NO	Green	XB5AK123B1N	1090
	24 VAC/ DC	1 NC	Red	XB5AK124B2N	1090
	24 VAC/ DC	1 NO	Yellow	XB5AK125B1N	1090
2 Position Spring Return	24 VAC/ DC	1 NO	Green	XB5AK143B1N	2124
	230V AC	1 NO	White	XB5AK121M1N	1398
2 Position Stay put	230V AC	1 NO	Green	XB5AK123M1N	1090
	230V AC	1 NC	Red	XB5AK124M2N	1090
	230V AC	1 NO	Yellow	XB5AK125M1N	1210
3 Position Stay put	24 VAC/ DC	2 NO	Green	XB5AK133B3N	1139
	24 VAC/ DC	1 NO+1 NC	Red	XB5AK134B5N	1268
3 Position Spring Return	24 VAC/ DC	2 NO	White	XB5AK151B3N	1379
	24 VAC/ DC	2 NO	Green	XB5AK153B3N	1140
	24 VAC/ DC	2 NO	Yellow	XB5AK155B3N	1850
3 Position Stay put	230 VAC	2 NO	Green	XB5AK133M3N	1139
	230 VAC	1 NO+1 NC	Red	XB5AK134M5N	1268
	230 VAC	2 NO	Yellow	XB5AK135M3N	1329
3 Position Spring Return	230 VAC	2 NO	White	XB5AK151M3N	1241
	230 VAC	2 NO	Green	XB5AK153M3N	1140
	230 VAC	2 NO	Yellow	XB5AK155M3N	1850

Mushhead Pushbutton

Description	Dia of Head	Type of Contact	Colour	Reference	Unit MRP [₹]
Mushroom Head Pushbuttons					
Spring return	40	1 NO	Black	XB5AC21N	503
	40	1 NO	Green	XB5AC31N	503
	40	1 NC	Red	XB5AC42N	503
	60	1 NO	Green	XB5AR31N	675
Emergency Switching Off Mushroom Head push button					
Turn to release	30	1 NC	Red	XB5AS442N	476
Turn to release	40	1 NC	Red	XB5AS542N	476
Key release (n°155)	40	1 NC	Red	XB5AS142N	869
Trigger action Turn to release	40	1 NO+ 1 NC	Red	XB5AS8445N	1152
Trigger action key to release	40	1 NO+ 1 NC	Red	XB5AS9445N	1139

Please contact Customer Care Center for Stockable and Non stockable status of references.

NORMAL STOCK ITEMS

W.E.F. June 10th, 2026

Illuminated Pushbutton with yellow LED

Description	Supply Voltage	Type of Contact	Color	Reference	Unit MRP [₹]
Double Headed Pushbuttons (Spring return)					
1 flush push (marked "I") 1 pilot light 1 projecting push (marked "O")	24V AC/DC	NO+NC	Green+Red	XB5AW84B5N	1757
	230V AC	NO+NC	Green+Red	XB5AW84M5N	1757
Illuminated Emergency Switching Off Pushbutton (Mushroom head)					
Turn to release	24V AC/DC	NC	Red	XB5AW74B2N	1557
	230V AC	NC	Red	XB5AW74M2N	1653

Accessories

Description	Marking on Yellow background	Color	Reference	Unit MRP [₹]
Double Headed Pushbuttons (Spring return)				
Circular Legends for Emergency stop function	Emergency Stop	Yellow	ZBY9330N	171

Description	Contact Type	Reference	Unit MRP [₹]
Contact blocks with screw clamp terminal connections			
Single contact block	1 NO	ZBE101N	166
Single contact block	1 NC	ZBE102N	166

Description	Reference	Unit MRP [₹]
Contact blocks with screw clamp terminal connections		
Boot for cylindrical flush PB	ZBPAN	92

Biometric Switches

Description	Reference	Unit MRP [₹]
Bistable biometric switch, 24 V DC - PNP - by 2m cable	XB5S1B2L2	57906
Bistable biometric switch, 24 V DC - PNP - by M12 connector	XB5S1B2M12	61091
Monostable biometric switch, 24 V DC - PNP - by 2m cable	XB5S2B2L2	58665
Monostable biometric switch, 24 V DC - PNP - by M12 connector	XB5S2B2M12	60904

Please contact Customer Care Center for Stockable and Non stockable status of references.

NORMAL STOCK ITEMS

W.E.F. June 10th, 2026



Easy Harmony XB2

Just enough robust switch with added strength

Reliable, flexible and just enough



Easy Harmony XB2 Ø 22 mm metal modular push buttons and switches, are the basic products perfectly suited to meet majority of installation requirements, with metal features for added strength.

Designed for robust applications without compromising on ease of use, safety, flexibility and availability. Providing just enough and a little more.

Target Segments

Consumer packaging, material working, textile machine, printing, hoisting, process control, lift and elevator.



Ø 22 mm metal modular push buttons and switches

Fit for purpose

- Designed to be used in numerous control and signaling applications
- Easy selection of the key functions for standard applications
- Diameter Ø 22 mm for standard OEM and panel-builder applications

Robustness

- Metal bezels with metal fixing collars for impact endurance
- Excellent resistance to mechanical shocks and vibrations
- Metal screws for secure fix and grounding contact to the panel
- Conforming to CE, CCC and RoHS
- Tested and certified performance
- IP65
- Supports an operating temperature range from -25°C to +70°C

Easiness

- Simple installation with screwdriver
- Flexibility with sub-assemblies for easy mix and match of functionalities
- Simple modular design facilitates post installation servicing, modification and adaptation of machines by non-specialists
- Anti-loosening system for screw clamp terminals of contact blocks

Availability

- Supported by the service of Schneider Electric, a worldwide leader in automation and control
- Wide availability via an extensive distribution network

Type of functions	Contact functions				Contact and signaling functions	Signaling functions
Type of products	Pushbuttons	Emergency switching off and emergency stop pushbuttons	Selector and key switches	Special functions	Illuminated pushbuttons	Pilot lights
Description of range	Pushbuttons, spring return: flush push, mushroom head, projecting or booted	Emergency switching off and stop pushbuttons: turn to release and push-pull	Selector switches, 2- or 3-position standard or long handle or key switches	Joystick and buzzer	Illuminated pushbuttons with integral LED, spring return: flush push or projecting	Pilot lights with integral LED
Type references	XB2BA..C/ BC..C/ BL..C/ BP..C/BR..C (Complete) ZB2BA.C/ BC.C/BL.C/ BP.C/ BR.C (Head)	XB2BS...C/ BT.C (Complete) ZB2BS..C/ BT.C (Head)	XB2BD..C/ BJ..C/ BG..C (Complete) ZB2BD.C/ BJ.C/ BG.C (Head)	XD2PA.. CR (Joystick) XB2BS...C (Buzzer)	XB2BW3..1C (Complete) ZB2BW..C (Head)	XA2EV..LC

Please contact Customer Care Center for Stockable and Non stockable status of references.

NORMAL STOCK ITEMS

W.E.F. June 10th, 2026

Push Button Complete unit

Description	Contacts	Color	Reference	Unit MRP [₹]
Spring Return type				
Flush unmarked	1 NO	White	XB2BA11C	259
Flush unmarked	1 NO	Black	XB2BA21C	259
Flush unmarked	1 NO	Green	XB2BA31C	259
Flush unmarked	1 NC	Red	XB2BA42C	259
Flush unmarked	1 NO	Yellow	XB2BA51C	259
Flush unmarked	1 NO	Blue	XB2BA61C	259
With Marking "I"	1 NO	Green	XB2BA3311C	328
With Marking	1 NO	Black	XB2BA3351C	328
With Marking	1 NO	white	XB2BA3341C	328
With Marking "O"	1 NC	Red	XB2BA4322C	328
Spring Return type with Projecting push				
	1 NO	Green	XB2BL31C	272
	1 NC	Red	XB2BL42C	272
Spring Return , Booted Pushbutton				
	1 NO	Black	XB2BP21C	376
	1 NO	Green	XB2BP31C	376
	1 NC	Red	XB2BP42C	376
Spring Return , Mushroom Head Pushbutton				
40 mm	1 NO	Black	XB2BC21C	333
40 mm	1 NO	Green	XB2BC31C	333
40 mm	1 NO	Yellow	XB2BC51C	333
40 mm	1 NC	Red	XB2BC42C	333
60 mm	1 NO	Black	XB2BR21C	419

Emergency Switching Off PushButton

Description	Contacts	Color	Reference	Unit MRP [₹]
Mushroom Push button Head				
40 mm Push Pull	1 NC	Red	XB2BT42EC	419
30 mm Turn to release	1 NC	Red	XB2BS442C	419
40 mm Turn to release	1 NC	Red	XB2BS542C	419
60 mm Turn to release	1 NC	Red	XB2BS642C	519

Emergency Stop Pushbutton

Description	Contacts	Color	Reference	Unit MRP [₹]
Mushroom Push button Head (complaint with IEC60947-5-5)				
40 mm Push Pull	1 NC	Red	XB2BT842C	959
40 mm Turn to Release	1 NC	Red	XB2BS8442C	560

Description	Contacts	Color	Reference	Unit MRP [₹]
Spring Return Illuminated Pushbutton				
24 V AC/DC with integral LED	1 NO	White	XB2BW31B1C	942
	1 NO	Green	XB2BW33B1C	600
	1 NO	Red	XB2BW34B1C	600
	1 NO	Orange	XB2BW35B1C	600
	1 NO	Blue	XB2BW36B1C	971
220-230 V AC with integral LED	1 NO	White	XB2BW31M1C	942
	1 NO	Green	XB2BW33M1C	600
	1 NO	Red	XB2BW34M1C	600
	1 NO	Yellow	XB2BW35M1C	600
	1 NO	Blue	XB2BW36M1C	971

Selector Switch

Description	Contacts	Color	Reference	Unit MRP [₹]
Spring Return type				
2 Position stay put	1 NO	Black	XB2BD21C	492
2 Position stay put	1 NO + 1 NC	Black	XB2BD25C	655
2 Position spring return, right to left	1 NO	Black	XB2BD41C	492
2 Position spring return, right to left	1 NO + 1 NC	Black	XB2BD45C	655
3 Position stay put	2 NO	Black	XB2BD33C	606
3 Position spring return to center	2 NO	Black	XB2BD53C	638
3 Position spring return, left to center	2 NO	Black	XB2BD73C	638
With Long Handle				
2 Position stay put	1 NO	Black	XB2BJ21C	492
2 Position stay put	1 NO + 1 NC	Black	XB2BJ25C	655
3 Position Stay put	2 NO	Black	XB2BJ33C	606
3 position Spring return from 2 side	2 NO	Black	XB2BJ53C	638
With Key Switch				
2 Position stay put, 1 side pull out	1 NO	Black	XB2BG21C	637
2 Position stay put, 2 side pull out	1 NO	Black	XB2BG41C	637
2 Position spring return, Right to left , 1 side pull out	1 NO	Black	XB2BG61C	637
3 Position stay put, middle pull out	2 NO	Black	XB2BG33C	782
3 Position stay out , 2 side pull out	2 NO	Black	XB2BG53C	782
3 Position stay out , 3 side pull out	2 NO	Black	XB2BG03C	782

Body Assemblies

Description	Contact type	Reference	Unit MRP [₹]
Body assemblies with contact block			
	1 NO	ZB2BZ101C	154
	1 NC	ZB2BZ101C	154
	2 NO	ZB2BZ103C	305
	2 NC	ZB2BZ104C	305
	1 NO + 1 NC	ZB2BZ105C	305
Contact block			
	1 NO	ZB2BE101C	142
	1 NC	ZB2BE102C	142

Buzzers from XB2 Series

Description	Reference	Unit MRP [₹]
Red illuminated buzzer DC/AC24V	XB2BSB4LC	848
Red illuminated buzzer AC220V	XB2BSM4LC	848
Buzzer 24V AC/DC	XB2BSBC	796
Buzzer 220V AC	XB2BSMC	796

Please contact Customer Care Center for Stockable and Non stockable status of references.

NORMAL STOCK ITEMS

W.E.F. June 10th, 2026

Universal Light Blocks for LED Pilot light

Descriptions	Supply Voltage	Colour	Reference	Unit MRP [₹]
For XAL Metal Enclosures	24V AC/DC	White	ZALVB1	917
For XAL Metal Enclosures	220V AC	White	ZALVM1	2822
For XB5/XB4 references without end with "N"	24V AC/DC	White	ZBVB1	802
For XB5/XB4 references without end with "N"	120V AC	White	ZBVG1	1790
For XB5/XB4 references without end with "N"	220V AC	White	ZBVM1	1832

XAL - Empty enclosures for XB5 and XB4 Push button and Pilot light

Description	No of Cut out	Color of Enclosure	Reference	Unit MRP [₹]
For normal environment Light grey base IP65	1	Dark grey	XALD01	985
For normal environment Light grey base IP65	2	Dark grey	XALD02	1221
For normal environment Light grey base IP65	3	Dark grey	XALD03	1514
For normal environment Light grey base IP65	4	Dark grey	XALD04	2072
For normal environment Light grey base IP65	5	Dark grey	XALD05	2706
For normal environment Light grey base IP65	1	Yellow	XALK01	1164
For normal environment Light Grey base IP54	2	Light Grey	XALE2	797
For normal environment Light Grey base IP54	3	Light Grey	XALE3	972

XALB – Plastic Empty enclosures for use with XB2 (ZB2*)

Description	No of Cut out	Color of Enclosure	Reference	Unit MRP [₹]
50 mm depth , 22 mm Opening , Grey cover	1	Dark Grey base	XALB015C	432
70 mm depth , 22 mm Opening , Grey cover	1	Dark Grey base	XALB017C	452
50 mm depth , 22 mm Opening , Grey cover	2	Dark Grey base	XALB025C	579
70 mm depth , 22 mm Opening , Grey cover	2	Dark Grey base	XALB027C	609
50 mm depth , 22 mm Opening , Grey cover	3	Dark Grey base	XALB035C	653
70 mm depth , 22 mm Opening , Grey cover	3	Dark Grey base	XALB037C	688
50 mm depth , 22 mm Opening , Yellow cover (for Emergency Stop)	1	Dark Grey base	XALB015YC	508
70 mm depth , 22 mm Opening , Yellow cover (for Emergency Stop)	1	Dark Grey base	XALB017YC	538

ZEN - Contact block for mounting on Metal plate at back of enclosure

Description	Contacts Type and Composition	Reference	Unit MRP [₹]
Standard single	1 NO	ZENL1111 <input checked="" type="checkbox"/>	620
Contact block	1 NC	ZENL1121 <input checked="" type="checkbox"/>	620

Please contact Customer Care Center for Stockable and Non stockable status of references.

NORMAL STOCK ITEMS

W.E.F. June 10th, 2026

Transition to equipment signaling excellence, elevate your operations

Harmony XVB7 Modular Tower Light

Coming Soon



Better and brighter: Light up your journey with Harmony Modular Tower Lights



Harmony Modular Tower Lights, XVB7, feature a sleek, new design incorporating universal LEDs to maximize brightness while minimizing energy consumption.

With easy installation and a modular concept, Harmony Modular Tower Lights simplify your selection journey and enable operational efficiency.



Better and brighter

- Elevated modern design
- 4x improvement in brightness



Flexible

- Modular concept provides selection flexibility
- IO-Link and USB connections enable more operation capability



Efficient

- More rationalized construction, reduce 3x SKUs with the same functional coverage
- Push-in terminal reduces wiring time by up to 75%
- M12 connection reduces wiring time by up to 95%



Sustainability focused

- Power optimization via energyefficient LED
- Sustainable lifecycle from material to manufacturing

Precision, sustainability, and safety are important for maintaining peak productivity levels, particularly in environments where high performance and safety are critical.



Safety you can see

Bright light = clear signals





Modular tower lights Ø 70 mm for customer assembly with light and sound functions

Description	Light Source	Color	Reference	Unit MRP [₹]
Light modules with steady light signal (IP66)				
Light modules with energy-efficient LED	LED, included 24 V AC/DC	Green	XVB7C23	On Request
	LED, included 24 V AC/DC	Red	XVB7C24	On Request
	LED, included 24 V AC/DC	Orange	XVB7C25	On Request
	LED, included 24 V AC/DC	Blue	XVB7C26	On Request
	LED, included 24 V AC/DC	White	XVB7C27	On Request
	LED, included 24 V AC/DC	Yellow	XVB7C28	On Request
Light modules with Blinking light signal (IP66)				
Light modules with energy-efficient LED	LED, included 24 V AC/DC	Green	XVB7C53	On Request
	LED, included 24 V AC/DC	Red	XVB7C54	On Request
	LED, included 24 V AC/DC	Orange	XVB7C55	On Request
	LED, included 24 V AC/DC	Blue	XVB7C56	On Request
	LED, included 24 V AC/DC	White	XVB7C57	On Request
	LED, included 24 V AC/DC	Yellow	XVB7C58	-
Light modules with Flashing light signal (IP66)				
Light modules with energy-efficient LED	LED, included 24 V AC/DC 2 Joules flash	Green	XVB7C63	On Request
	LED, included 24 V AC/DC 2 Joules flash	Red	XVB7C64	On Request
	LED, included 24 V AC/DC 2 Joules flash	Orange	XVB7C67	On Request
	LED, included 24 V AC/DC 2 Joules flash	Blue	XVB7C66	On Request
	LED, included 24 V AC/DC 2 Joules flash	White	XVB7C67	On Request
	LED, included 24 V AC/DC 2 Joules flash	Yellow	XVB7C68	On Request
Beacon lens with steady light signal (IP66)				
Light modules with energy-efficient LED	LED, included 24 V AC/DC	Green	XVB7L23	On Request
	LED, included 24 V AC/DC	Red	XVB7L24	On Request
	LED, included 24 V AC/DC	Orange	XVB7L25	On Request
	LED, included 24 V AC/DC	Blue	XVB7L26	On Request
	LED, included 24 V AC/DC	White	XVB7L27	On Request
	LED, included 24 V AC/DC	Yellow	XVB7L28	On Request
Beacon lens with flashing light signal (IP66)				
Light modules with energy-efficient LED	LED, included 24 V AC/DC 2 Joules flash	Green	XVB7L63	On Request
	LED, included 24 V AC/DC 2 Joules flash	Red	XVB7L64	On Request
	LED, included 24 V AC/DC 2 Joules flash	Orange	XVB7L65	On Request
	LED, included 24 V AC/DC 2 Joules flash	Blue	XVB7L66	On Request
	LED, included 24 V AC/DC 2 Joules flash	White	XVB7L67	On Request
	LED, included 24 V AC/DC 2 Joules flash	Yellow	XVB7L68	On Request

Description	Voltage	Connection	Color	Reference	Unit MRP [₹]
Base modules for direct fixing (IP66) or tube fixing (IP65)					
Standard base modules with tube and cover	24 V AC/DC	Push in terminal	Dark Grey	XVB7C21B	On Request
	24 V AC/DC	M12 connector (A-coded, 15 cm cable)	Dark Grey	XVB7C61	On Request
	24 V AC/DC	IO-Link protocol (V1.1) M12 connector (A-coded, 15 cm cable)	Dark Grey	XVB7C31	On Request
	100..240 V AC 120 V AC/DC	Push in terminal	Dark Grey	XVB7C21M	On Request

Description	Voltage	Color	Reference	Unit MRP [₹]
Rotating and multi-functional modules (IP66)				
Multi-functional module adjustable via dip switch: 8 colors, 4 light patterns Steady, blinking, 2 x flash, 3 x flash	LED, included 24 V AC/DC	Clear Lens 8 Colors (blue, green, Orange, Red, White yellow, turquoise and violet)	XVB7CM9	On Request

Description	Voltage	Sound Pattern	Reference	Unit MRP [₹]
Audible Module				
Sounder 360° omni sound, IP66 Up to 102 dB (A) at 1 meter Dark Grey	24 V AC/DC	2 tones buzzer (continuous or intermittent)	XVB7C9S	On Request

Please contact Customer Care Center for Stockable and Non stockable status of references.

NORMAL STOCK ITEMS

W.E.F. June 10th, 2026



- Motor less + LED Flashing
- External Buzzer volume adjustor 70 DB to 90 DB
- Straight & Side wiring- more flexible

XVR3 Multifunctional LED Beacon NEW

Description	Reference	Unit MRP [₹]
Multi-functional LED Beacon green witout buzzer DC/AC 12~24V	XVR3B03	19881
Multi-functional LED Beacon red witout buzzer DC/AC 12~24V	XVR3B04	19913
Multi-functional LED Beacon orange witout buzzer DC/AC 12~24V	XVR3B05	19576
Multi-functional LED Beacon green witout buzzer AC 100~230V	XVR3M03	19513
Multi-functional LED Beacon red witout buzzer AC 100~230V	XVR3M04	19216
Multi-functional LED Beacon Orange witout buzzer AC 100~230V	XVR3M05	19576
Multi-functional LED Beacon red with buzzer DC/AC 12~24V	XVR3B04S	39180
Multi-functional LED Beacon orange with buzzer DC/AC 12~24V	XVR3B05S	40334
Multi-functional LED Beacon green with buzzer AC 100~230V	XVR3M03S	21650
Multi-functional LED Beacon red with buzzer AC 100~230V	XVR3M04S	17964
Multi-functional LED Beacon orange with buzzer AC 100~230V	XVR3M05S	19283
Multi-functional LED Beacon blue with buzzer AC 100~230V	XVR3M06S	21248

XVS Sirens

Description	Reference	Unit MRP [₹]
2 tones siren - 106 dB - 12...24V AC/DC - white	XVS10BMW	36097
2 tones siren - 106 dB - 120V AC - white	XVS10GMW	36097
2 tones siren - 106 dB - 230V AC - white	XVS10MMW	36097

DL1 Incandescent Bulb

Description	Reference	Unit MRP [₹]
Clear incandescent bulb for Signaling - ba 15d - 24 v 4 w	DL1BEBS	470
Clear incandescent bulb for Signaling - ba 15d - 120 v 7 w	DL1BEG	498
Clear incandescent bulb for Signaling - ba 15d - 230 v 5 w	DL1BEMS	511

XVR Rotating Mirror Beacon

Description	Light Block Colour	Reference	Unit MRP [₹]
Rotating mirror beacon w/o buzzer XVR - Ø 130 - 24 V AC DC	Red	XVR13B04L	21809
Rotating mirror beacon w/o buzzer XVR - Ø 130 - 24 V AC DC	Orange	XVR13B05L	20789
Rotating mirror beacon w/o buzzer XVR - Ø 120 - 24 V AC DC	Blue	XVR12B06	28217
Rotating mirror beacon w/o buzzer XVR - Ø 130 - 120 V AC	Red	XVR13G04L	25770
Rotating mirror beacon w/o buzzer XVR - Ø 130 - 230 V AC	Red	XVR13M04L	27428
Rotating mirror beacon w/o buzzer XVR - Ø 130 - 230 V AC	Orange	XVR13M05L	25537

Please contact Customer Care Center for Stockable and Non stockable status of references.

NORMAL STOCK ITEMS

W.E.F. June 10th, 2026



Tower light vivid in all kinds of ambient

Easy Harmony XVG Monolithic tower light

When Simple is just enough without compromise in quality.

Intuitive clear lens design suitable in bright environment and long distance view

Clear lens design overcome colored lens dull and reflection in bright environment.

From far, can easily differentiate machine status by ON/OFF condition of tower light, even in bright and densed environment.

Pre-wired and pre-assembled simplify selection, engineering and inventory management

Easy colored code wire with respect to function ease installation and maintenance work.

Simple yet complete signaling applications

From single layer up to 4 layers. From steady to flashing light pattern. 5 types of mounting option. Wide voltage ranges options from 24V AC/DC, 220~240V AC. Answer most of the signaling applications.





Offer overview

- Single layer to 4 layers. IP23 to IP53 depends on different mounting.
- Buzzer pressure level max 85dB @1m
- 5 type of mounting options
- Red flashing @ 1Hz on single layer, up to 4 colors (R/O/G/B) in steady pattern
- Long lasting LEDs, can operating more than 100K hours, low power consumption
- CE, CCC and EAC certification approval

Voltage	Colors	Light Pattern	Mounting Type	Without Buzzer	Buzzer
24V DC/AC	Red	Steady	100mm pole with L bracket 100mm pole with foldable bracket	XVGB1A XVGB1MA	XVGB1SA XVGB1SMA
		Flashing	100mm pole with L bracket 100mm pole with foldable bracket		XVGB1SFA XVGB1SMFA
220~240V AC		Steady	100mm pole with L bracket 100mm pole with foldable bracket	XVGM1A XVGM1MA	XVGM1SA XVGM1SMA
		Flashing	100mm pole with L bracket 100mm pole with foldable bracket		XVGM1SFA XVGM1SMFA



Voltage	Colors	Light Pattern	Mounting Type	Without Buzzer	Buzzer
24 V DC/AC	2 layers: Red/Green 3 layers: Red/Orange/Green 4 layers: Red/Orange/Green/Blue	Steady	Base Mount Direct Alu tube Alu tube and L-bracket Alu tube and fixing plate Alu tube and foldable bracket	XVGB*W XVGB*T XVGB* XVGB*H XVGB*M	XVGB*SW XVGB*ST XVGB*S XVGB*SH XVGB*SM
220~240V AC	2 layers: Red/Green 3 layers: Red/Orange/Green	Steady	Base Mount Direct Alu tube Alu tube and L-bracket Alu tube and fixing plate Alu tube and foldable bracket	XVGM+W XVGM+T XVGM+ XVGM+H XVGM+M	XVGM+SW XVGM+ST XVGM+S XVGM+SH XVGM+SM



ø Replace * with 2 to 4 represent 2 to 4 layers for DC models
ø Replace + with 2 to 3 represent 2 to 3 layers for AC models



Please contact Customer Care Center for Stockable and Non stockable status of references.

NORMAL STOCK ITEMS

W.E.F. June 10th, 2026

**Tower light, Ø 60 mm, Pre-assembled, PreCabled, Monoethic, Economical Version,
XVGB-Series with LED for steady light - 24VDC**

Description	References	Unit MRP [₹]
With aluminium tube mounting and L-bracket		
Without Buzzer		
2-Stage Red, Green	XVGB2	4467
3-Stage Red, Amber, Green	XVGB3	5059
4-Stage Red, Amber, Green, Blue	XVGB4	6499
With Buzzer		
2-Stage Red, Green	XVGB2S	5071
3-Stage Red, Amber, Green	XVGB3S	5752
4-Stage Red, Amber, Green, Blue	XVGB4S	6125
With direct aluminium tube mounting		
Without Buzzer		
2-Stage Red, Green	XVGB2T	4601
3-Stage Red, Amber, Green	XVGB3T	5595
With Buzzer		
3-Stage Red, Amber, Green	XVGB3ST	5792
Without Buzzer		
2-Stage Red, Green	XVGB2H	4467
3-Stage Red, Amber, Green	XVGB3H	5112
4-Stage Red, Amber, Green, Blue	XVGB4H	6705
With Buzzer		
2-Stage Red, Green	XVGB2SH	5460
3-Stage Red, Amber, Green	XVGB3SH	5885
4-Stage Red, Amber, Green, Blue	XVGB4SH	7334
With aluminium tube mounting and foldable bracket		
Without Buzzer		
2-Stage Red, Green	XVGB2M	5120
3-Stage Red, Amber, Green	XVGB3M	5597
With Buzzer		
2-Stage Red, Green	XVGB2SM	5551
3-Stage Red, Amber, Green	XVGB3SM	6078
4-Stage Red, Amber, Green, Blue	XVGB4SM	6129
With base mounting - Direct		
Without Buzzer		
2-Stage Red, Green	XVGB2W	4198
3-Stage Red, Amber, Green	XVGB3W	4939
With Buzzer		
2-Stage Red, Green	XVGB2SW	4913
3-Stage Red, Amber, Green	XVGB3SW	5555
4-Stage Red, Amber, Green, Blue	XVGB4SW	6638
XVG-USB Based Towerlights		
Pre-assembled and pre-cabled Multicolor USB tower light 60mm IP42 Direct base mounting	XVGU3SWV	11630
Pre-assembled and pre-cabled Multicolor USB tower light 60mm IP42 With 100 mm aluminium tube mounting	XVGU3SHAV	12217

Please contact Customer Care Center for Stockable and Non stockable status of references.

NORMAL STOCK ITEMS

W.E.F. June 10th, 2026

Tower light, Ø 60 mm, Pre-assembled , PreCabled , Monolethic , Economical Version , XVGM-Series with LED for steady light - 220..240 VAC

Description	References	Unit MRP ₹
With aluminium tube mounting and L-bracket		
Without Buzzer		
2-Stage Red, Green	XVGM2	4812
3-Stage Red, Amber, Green	XVGM3	5445
With Buzzer		
2-Stage Red, Green	XVGM2S	5463
3-Stage Red, Amber, Green	XVGM3S	6197
With direct aluminium tube mounting		
Without Buzzer		
2-Stage Red, Green	XVGM2T	4959
With Buzzer		
2-Stage Red, Green	XVGM2ST	6077
3-Stage Red, Amber, Green	XVGM3ST	6240
With aluminium tube mounting and fixing plate		
Without Buzzer		
2-Stage Red, Green	XVGM2H	4812
3-Stage Red, Amber, Green	XVGM3H	5505
With Buzzer		
2-Stage Red, Green	XVGM2SH	5887
3-Stage Red, Amber, Green	XVGM3SH	6343
With aluminium tube mounting and foldable bracket		
Without Buzzer		
2-Stage Red, Green	XVGM2M	5518
3-Stage Red, Amber, Green	XVGM3M	6035
With Buzzer		
2-Stage Red, Green	XVGM2SM	5974
3-Stage Red, Amber, Green	XVGM3SM	6549
With Buzzer LED Flashing light		
1-Stage Red	XVGM1SMFA	5505
With base mounting - Direct		
Without Buzzer		
2-Stage Red, Green	XVGM2W	4450
3-Stage Red, Amber, Green	XVGM3W	5299
With Buzzer		
3-Stage Red, Amber, Green	XVGM3SW	5990

Please contact Customer Care Center for Stockable and Non stockable status of references.

NORMAL STOCK ITEMS

W.E.F. June 10th, 2026



Harmony eXLhoist Wireless Remote Control System

Description	References	Unit MRP [₹]
Remote Control Device (6 motion Pushbutton+1 Aux, pushbutton)	ZART8LS	On Request
Receiver with 10 Relay +2 Safety relay : 48...240 V AC	ZARB10WS	On Request
Receiver with 10 Relay +2 Safety relay : 48...240 V AC (Prewired with 1.5 m cable)	ZARB10WSP	On Request



Harmony Pocket Remote Wireless Remote Control System

Transmitter

Description	References	Unit MRP [₹]
3 Single Step Push Buttons	ZART03	On Request
4 Single Step Push Buttons	ZART04	On Request
6 Single Step Push Buttons	ZART06	On Request
8 Single Step Push Buttons	ZART08	On Request
10 Single Step Push Buttons	ZART10	On Request

Receivert

Description	References	Unit MRP [₹]
5 relays small size receiver pre-wired with 1.5 m of cable	ZARB05WSP	On Request
11 relays small size receiver pre-wired with 1.5 m of cable	ZARB11WSP	On Request

Accessories

Description	References	Unit MRP [₹]
DIY adhesive label kit for remote transmitter, 66 x 114 mm/2.60 x 4.49 in. for use with ZART03	ZARC603	On Request
DIY adhesive label kit for remote transmitter, 66 x 114 mm/2.60 x 4.49 in. for use with ZART04	ZARC604	On Request
DIY adhesive label kit for remote transmitter, 66 x 114 mm/2.60 x 4.49 in. for use with ZART06	ZARC606	On Request
DIY adhesive label kit for remote transmitter, 66 x 114 mm/2.60 x 4.49 in. for use with ZART08	ZARC608	On Request
DIY adhesive label kit for remote transmitter, 66 x 114 mm/2.60 x 4.49 in. for use with ZART10	ZARC610	On Request
DIY adhesive label kit for remote transmitter, 66 x 114 mm/2.60 x 4.49 in. fort use with ZART03, ZART04, ZART06, ZART08, ZART10	ZARC620	On Request

Please contact Customer Care Center for Stockable and Non stockable status of references.

NORMAL STOCK ITEMS

W.E.F. June 10th, 2026

Control Station

Pendant Station



- Highly robust pendant control stations
- Conformity with the safety requirements of IEC standards
- 1 or 2 speed up, down, right, and left movements; emergency stop option available
- CE marking , UL/CSA certification
- Complete products IP65
- Double insulated polypropylene casing
- Screw clamp connection

Control station composition	Mechanical interlocking	Contact composition	Reference	Unit MRP [₹]
For Single Hoist Motors				
2 pushbuttons	With mechanical interlocking	1 NO	XACA201	7565
	With mechanical interlocking	1 NC + 1 NO	XACA205	7974
2 booted pushbuttons	With mechanical interlocking	1 NO	XACA211	7639
	With mechanical interlocking	1 NC + 1 NO	XACA215	8704
For Single-Speed Motors				
2 pushbuttons	With mechanical interlocking	1 NO	XACA271	7758
	With mechanical interlocking	1 NC + 1 NO	XACA281	8733
4 pushbuttons	With mechanical interlocking Between pairs	1 NO	XACA471	9890
	With mechanical interlocking Between pairs	1 NC + 1 NO	XACA481	11229
6 pushbuttons	With mechanical interlocking Between pairs	1 NO	XACA671	11558
	With mechanical interlocking Between pairs	1 NC + 1 NO	XACA681	14271
8 pushbuttons	With mechanical interlocking Between pairs	1 NO (for 7 operators)	XACA871	13539
	With mechanical interlocking Between pairs	1 NO (for 8 operators)	XACA881	16934

Joystick Controllers

Description	Legend plate without text	Legend plate Price	Reference	Unit MRP [₹]
XD2-P (One Step in Each Position) Dia. 22mm				
2-Direction Stay-Put	ZD2-GY2201	103	XD2PA12	9354
2-Direction Spring Return to Zero	ZD2-GY2201	103	XD2PA22	8661
4-Direction Stay-Put	ZD2-GY4201	123	XD2PA14	10701
4-Direction Spring Return to Zero	ZD2-GY4201	123	XD2PA24	10870
XD2-G (Two steps in each position) Dia. 22mm				
2 - Direction (2 notches with spring return to zero)	ZD2-GY5201	139	XD2GA8241	20768
4-Direction spring (2 notches with spring return to zero)	ZD2-GY6201	146	XD2GA8441	27399

Foot Switch

Contacts Type and Composition	Reference	Unit MRP [₹]
Insulated Enclosure 1 NC + 1 NO	XPEA110	7963

Please contact Customer Care Center for Stockable and Non stockable status of references.

NORMAL STOCK ITEMS

W.E.F. June 10th, 2026



Upgrade to Harmony XAPD/K for a modern and optimal design



Better integration in machines and modern aesthetic

New XAPD color follows the industrial standard for enclosures and machines (RAL7035).

Allow any type of XB4/XB5 functions, including E-stops with legend plate

Increase legend holders usage (our 2 sizes can be used in both vertical and horizontal direction). Our new flush XB4F/XB5F are also compatible. No change on external dimensions.

Easy to select range with rationalized number of references

Substitution table available on this document.

se.com/in

Discontinued

Available



XAPD*6* + ZB4FBZ014



1. Optimized features and performances



XAPM* = Pg
XAPM*H29 = ISO metric



XAPD* = ISO metric




XAPG = Pg & 3/4 NPT




XAPG* = 3/4 NPT



2. Compatible with our complete offer of products and accessories



3. Friendly customization with configurable legend panels



Please contact Customer Care Center for Stockable and Non stockable status of references.

NORMAL STOCK ITEMS

W.E.F. June 10th, 2026

Substitution table

Existing references	Substitution
XAPJ11 XAPJ11H29	XAPK11
XAPJ1201 XAPJ1201H29	XAPK1201
XAPJ14 XAPJ14H29	XAPK14
XAPJ1501 XAPJ1501H29	XAPK1501
XAPM11 XAPM11H29	XAPD11
XAPM1201 XAPM1201H2 XAPM1201H29 XAPM1201H6 XAPM1201H7	XAPD1201
XAPM1202 XAPM1202H2 XAPM1202H29	XAPD1202
XAPM14 XAPM14H2 XAPM14H29	XAPD14
XAPM1501 XAPM1501H2 XAPM1501H29	XAPD1501
XAPM1502 XAPM1502H2 XAPM1502H29	XAPD1502
XAPM1601 XAPM1601H2 XAPM1601H29	XAPD1601
XAPM21 XAPM21H29	XAPD21
XAPM2202 XAPM2202H2 XAPM2202H29	XAPD2202
XAPM2203 XAPM2203H2 XAPM2203H29	XAPD2203
XAPM2204 XAPM2204H2 XAPM2204H29	XAPD2204

Existing references	Substitution
XAPM24 XAPM24H29	XAPD24
XAPM2502 XAPM2502H2 XAPM2502H29	XAPD2502
XAPM2503 XAPM2503H2 XAPM2503H29	XAPD2503
XAPM2504 XAPM2504H29	XAPD2504
XAPM2602 XAPM2602H2 XAPM2602H29	XAPD2602
XAPM31 XAPM31H29	XAPD31
XAPM3203 XAPM3203H2 XAPM3203H29 XAPM3203H6	XAPD3203
XAPM3204 XAPM3204H2 XAPM3204H29 XAPM3204H6	XAPD3204
XAPM3206 XAPM3206H2 XAPM3206H29	XAPD3206
XAPM34 XAPM34H2 XAPM34H29	XAPD34
XAPM3503 XAPM3503H2 XAPM3503H29	XAPD3503
XAPM3504 XAPM3504H2 XAPM3504H29	XAPD3504
XAPM3506 XAPM3506H2 XAPM3506H29	XAPD3506
XAPM3603 XAPM3603H2 XAPM3603H29	XAPD3603

Please contact Customer Care Center for Stockable and Non stockable status of references.

NORMAL STOCK ITEMS

W.E.F. June 10th, 2026

Substitution table

Existing references	Substitution
XAPM44 XAPM44H2 XAPM44H29	XAPD44
XAPM4504 XAPM4504H2	XAPD4504
XAPM4505	XAPD4505
XAPM4506 XAPM4506H2 XAPM4506H29	XAPD4506
XAPM4508 XAPM4508H2 XAPM4508H29	XAPD4508
XAPM4604 XAPM4604H2 XAPM4604H29	XAPD4604
XAPM54 XAPM54H29	XAPD54
XAPM5508 XAPM5508H29	XAPD5508
XAPM5512	XAPD5510
XAPM5512H29	XAPD5512
XAPM5606 XAPM5606H29	XAPD5606
XAPH1201 XAPH1201H29	XAPK1201
XAPH1501	XAPK1501
XAPH1601	XAPK1601

Existing references	Substitution
XAPG11	XAPD11
XAPG1201	XAPD1201
XAPG1202	XAPD1202
XAPG14	XAPD14
XAPG1501	XAPD1501
XAPG1502	XAPD1502
XAPG1601	XAPD1601
XAPG2202	XAPD2202
XAPG2203	XAPD2203
XAPG24	XAPD24
XAPG2502	XAPD2502
XAPG2504	XAPD2504
XAPG31	XAPD31
XAPG3203	XAPD3203
XAPG34	XAPD34
XAPG3503	XAPD3503
XAPG3504	XAPD3504
XAPG3506	XAPD3506
XAPG3603	XAPD3603
XAPG3802	XAPD2602
XAPG44	XAPD44
XAPG4506	XAPD4506
XAPG4508	XAPD4508
XAPG4604	XAPD4604

Please contact Customer Care Center for Stockable and Non stockable status of references.

NORMAL STOCK ITEMS

W.E.F. June 10th, 2026

XAP Metal

Description	Dimension wxhxd (mm)	Cable Gland type ISO standard	Number of Cut outs	Number of rows		Reference	Unit MRP [₹]
				Vertical	Horizontal		
Die-cast metal enclosures XAPD (grey "RAL 7035" lid and base)							
Zinc Alloy (usable depth 49mm)	80x80x51.5	M20	1	1	1	XAPD1201	4606
	80x80x51.5	M20	2	2	0	XAPD1202	5090
	80x130x51.5	M20	2	1	2	XAPD2202	6597
	80x130x51.5	M20	3	1	3	XAPD2203	6607
	80x130x51.5	M20	4	2	2	XAPD2204	6539
	80x175x51.5	M20	3	1	3	XAPD3203	8083
	80x175x51.5	M20	4	1	4	XAPD3204	8155
	80x175x51.5	M20	6	2	3	XAPD3206	8222
Zinc Alloy (usable depth 74.5mm)	80x80x77	M20	1	1	1	XAPD1501	5568
	80x80x77	M20	2	2	1	XAPD1502	6013
	80x130x77	M20	2	1	2	XAPD2502	7847
	80x130x77	M20	3	1	3	XAPD2503	7845
	80x130x77	M20	4	2	2	XAPD2504	7842
	80x175x77	M20	3	1	3	XAPD3503	5836
	80x175x77	M20	4	1	4	XAPD3504	9484
	80x220x77	M20	4	1	3	XAPD4504	10771
	80x220x77	M20	5	1	4	XAPD4505	10755
	80x220x77	M20	6	1	5	XAPD4506	10799
80x220x77	M20	8	2	4	XAPD4508	11072	
Die-cast Metal enclosure XAPK (Yellow "RAL 1003" lid and base)							
Zinc Alloy(usable depth 49 mm)	80x80x5.5	M20	1	1	1	XAPK1201	5421
Zinc Alloy(usable depth 74.5 mm)	80x80x77	M20	1	1	1	XAPK1501	6405

Please contact Customer Care Center for Stockable and Non stockable status of references.

NORMAL STOCK ITEMS

W.E.F. June 10th, 2026



Human Machine Interfaces Product Line-up Guide

Harmony Panels and Industrial PCs

se.com/in

Basic HMI panels for simple machines

Harmony ST6 — High-resolution and cost-efficient basic HMI



Harmony STM6: W4", W7"
Harmony ST6/STW6: W4", W7", W10", W12", W15"



Modular Harmony STM6



Modular HMI Gateway Box



Edge Box HMI



Supporting Software



EcoStruxure Operator Terminal Expert



EcoStruxure Machine SCADA Expert



HTML 5

- Cost-effective with good quality
- Fits into Schneider EcoStruxure Architecture
- Superior high-resolution screen with 16M colors
- Powered by new-generation software "EcoStruxure Operator Terminal Expert" for high-quality graphics and stylish design
- Tool-free mounting with newly-designed mounting fastener, no need for screwdriver
- 2x Ethernet with Dual IP, end-to-end Cybersecurity
- Modular HMI version with push button 22 mm/0.866 in. mounting system
- Web HMI version with embedded browser (instead of HMI software) for visualizing HTML5 servers on industrial devices
- Remote visualization using Web Viewer feature
- Faceless HMI version with STM6 Gateway Box and Web Viewer feature for applications that do not need a full time operator screen
- Supports Cloud Services on Edge Box HMI (HMISTM6BOXIOT) due to the power of EcoStruxure Machine SCADA Expert software

Harmony STO7 — Compact color HMI



Supporting Software



EcoStruxure Operator Terminal Expert



Harmony STO7: W4.3"



- TFT color screen with 480 x 272 pixels
- Removable logo stickers
- Larger screen with full-size ratio in the 4.3" class
- 3 versions for various communication types

Harmony GTO — Standard HMI



Supporting Software



Vijeo Designer



Harmony GTO: 3.5", 5.7", W7", 7", 10", 12"

- Excellent brightness with TFT 65K colors
- Stainless steel panel for food and beverage applications
- Standard front and IP65 degree of protection
- Extended Temperature - up to 55 °C/131 °F
- Easy to install and sustainable offer
- Full range of international certifications
- No logo and full conformal coating versions available

Harmony STU — Cut-out free HMI



Supporting Software



Vijeo Designer



Harmony STU: 3.5", 5.7"



- Compact for space saving
- Innovative tool-free mounting via 22.5 mm/0.885 in. hole
- Ethernet port RJ45 10BASE-T/100BASE-TX
- Separately mounted via 3 m or 5 m cable with mounting adapter
- Modular design for easy maintenance

Harmony SCU — Cut-out free HMI controller



Supporting Software



EcoStruxure Machine Expert



Harmony SCU: 3.5", 5.7"



- Optimum all-in-one combination for HMI and Control
- Innovative tool-free mounting via 22.5 mm/0.885 in. hole
- Reduce machine assembly time and cost
- Space saving
- Embedded CANopen port for field networking
- Modular design for easy maintenance

Harmony ST6 — High-resolution and cost-efficient basic HMI



Harmony ST6 HMI panels range in sizes from 4" to 15" wide combining the exceptional quality of good graphics and stylish design. They are available in basic, modular, web and Edge Box. The ST6 and STM6 panels offer an improved user operation experience through an intuitive design powered by EcoStruxure Operator Terminal Expert software. The STW6 panels have a pre-installed browser that provides a ready-to-use agnostic terminal allowing all devices to be visualized within an HTML5 server. The Edge Box HMI, thanks to the power of EcoStruxure™ Machine SCADA Expert software, provides an affordable Box to get ready for Cloud Services EcoStruxure Machine brings together key technologies for product connectivity and on-premise edge control, and cloud technologies to provide analytics and digital services. EcoStruxure Machine helps you bring more innovation and added value to your customers throughout the entire machine life cycle. The Harmony ST6/STW6/STM6 and the Edge Box HMI versions meet IIoT challenges at the Connected Products level, by providing secure communication, connectivity, and efficiency to the required software and applications at the Edge Control level, thus opening up more business opportunities.

Product Description	Reference	Unit MRP [₹]
4" W basic operator terminal	HMIST6200	On Request
7" W basic operator terminal	HMIST6400	On Request
10" W basic operator terminal	HMIST6500	On Request
12" W basic operator terminal	HMIST6600	On Request
15" W basic operator terminal	HMIST6700	On Request
"4"W basic modular terminal"	HMISTM6200	On Request
"7"W basic modular terminal"	HMISTM6400	On Request
Basic HMI Gateway , STM6	HMISTM6BOX	On Request
"4"W basic Web terminal"	HMISTW6200	On Request
7" W basic Web terminal	HMISTW6400	On Request
10" W basic Web terminal	HMISTW6500	On Request
12" W basic Web terminal	HMISTW6600	On Request
15" W basic Web terminal	HMISTW6700	On Request
Basic HMI Edge Box,STM6	HMISTM6BOXIOT	On Request

Harmony STO7 - Compact color HMI



- Best-in-class display
- With screen quality based on ppi similar to Harmony GTU, the Harmony STO7●●
- 4.3" color screens support crisp-clear visualization and a high quality display.
- This enables you to create more attractive and distinguished applications for industry.

Product Description	Reference	Unit MRP [₹]
4.3" touch panel screen RS232C	HMISTO705	On Request
4.3" touch panel screen RS232C/485	HMISTO715	On Request
4.3" touch panel screen Ethernet	HMISTO735	On Request
RTC battery set	HMIZSRTC1	On Request

Harmony STU - Cut-out free HMI



- Harmony STU panels are compact open panels offering greater communication capabilities. The high resolution touch screens, clever mounting system, and HMI software make them ideal for machine manufacturer solutions in industry and infrastructure
- No panel cut-out is required to install a Harmony STU small panel. All you need to do is drill a hole measuring 22 mm in diameter - just like installing a push button. The front module (comprising the screen) is connected to the rear module (comprising the terminals and connectors) via this 22 mm drilled hole

Product Description	Reference	Unit MRP [₹]
Touch Panel Screen 3*5 Color	HMISTU655	On Request
Touch Panel Screen 5*7 Color	HMISTU855	On Request
STU 3in5 without marking on overlay	HMISTU655W	On Request
STU 5in7 without marking on overlay	HMISTU855W	On Request
STU 3in5 front module	HMIS65	On Request
STU 5in7 front module	HMIS85	On Request
STU rear module	HMIS5T	On Request

Please contact Customer Care Center for Stockable and Non stockable status of references.

NORMAL STOCK ITEMS

W.E.F. June 10th, 2026

Harmony GTO - Standard HMI



- Standard and Stainless HMI panels with 3.5" to 12.1" screen.
- Harmony GTO Standard HMI panels feature optimized information and communication technologies, which, depending on the model, include:
- High level of communication (embedded Ethernet, multilink, Web server and FTP,e-mail).
- External storage of data (SD memory card and USB memory stick) for storing production data and backing up applications.
- Management of peripherals: printers, etc.
- These panels offer an excellent level of technical performance designed Principally for use by OEM customers.
- The Harmony GTO range has been designed in accordance with numerous standards, certifications and requirements:
 - Standards: EN 61131-2, 61000-6-2 and UL508,
 - Certifications: C-tick, GOST-R, KCC Atex and UL Hazardous location (pending), Marine certifications (pending).
 - Operating temperature: up to 55°C
 - Degree of protection (according to IEC 60529):
 - IP 65 for standard version products
 - IP 67 for standard version products fitted with a cover for harsh environments.
 - IP 66K for "Stainless Steel" version products
- Resistance to high-pressure cleaning (conforming to DIN 40050-9): up to 10 bar for "Stainless Steel" version products.

Product Description	Reference	Unit MRP [₹]
3.5 Color Touch Panel QVGA-TFT	HMIGTO1300	On Request
3.5 Color Touch Panel QVGA-TFT	HMIGTO1310	On Request
5.7 Color Touch Panel QVGA-TFT	HMIGTO2300	On Request
5.7 Color Touch Panel QVGA-TFT	HMIGTO2310	On Request
5.7 Color Touch Panel QVGA Stainless	HMIGTO2315	On Request
7.0 Color Touch Panel WVGA-TFT	HMIGTO3510	On Request
7.5 Color Touch Panel VGA-TFT	HMIGTO4310	On Request
10.4 Color Touch Panel VGA-TFT.	HMIGTO5310	On Request
HMIGTO5310 Coated	HMIGTO5310FC	On Request
HMIGTO5310 coated and logo removed	HMIGTO5310FCW	On Request
HMIGTO5310 logo removed	HMIGTO5310FW	On Request
10.4 Color Touch Panel VGA Stainless	HMIGTO5315	On Request
12.1 Color Touch Panel SVGA-TFT	HMIGTO6310	On Request
HMIGTO6310 Coated	HMIGTO6310FC	On Request
12.1 Color Touch Panel SVGA Stainless	HMIGTO6315	On Request

Harmony SCU — Cut-out free HMI controller



The ultra-compact range of Harmony SCU HMI controllers are part of Schneider Electric's Flexible Machine Control concept, a key element in MachineStruxure™. The Harmony SCU HMI controllers offer brings together Human Machine Interface and control functions within in a single product. This reduces the amount of equipment required and the associated costs throughout the life cycle of the machine. The Harmony SCU integrate, as standard, all their functions. They benefit, in particular, from the same innovation as the Harmony STU panels range: Mounting via a 22 mm diameter hole (pushbutton type) which considerably simplifies installation.

Of modular design, this range comprises:

- 2 complete Harmony SCU products for the control of simple machines, comprising:
 - A 3.5" or 5.7" 65 k color TFT Screen module
 - A Controller module with 16 integrated digital inputs/10 integrated digital outputs
- 2 complete Harmony SCU products for the control of simple processes, comprising:
 - A 3.5" or 5.7" 65 k color TFT Screen module.
 - A Controller module with 8 integrated digital inputs/8 integrated digital outputs and 4 integrated analog inputs/2 integrated analog outputs

Product Description	Reference	Unit MRP [₹]
3.5 Small Controller Panel For Machine	HMISCU6A5	On Request
3.5 Small Controller Panel For Process	HMISCU6B5	On Request
5.7 Small Controller Panel For Machine.	HMISCU8A5	On Request
5.7 Small Controller Panel For Porcess	HMISCU8B5	On Request
Rear Module Small Controller Process	HMISBC	On Request
Rear Module Small Controller Machine	HMISAC	On Request

Please contact Customer Care Center for Stockable and Non stockable status of references.

NORMAL STOCK ITEMS

W.E.F. June 10th, 2026

Advanced HMI panels for performance machines

Harmony GTU — High performance modular HMI



Supporting Software



Harmony GTU: W7", 10", W10", 12, W12", 15", W15", W19"



EcoStruxure Operator Terminal Expert



Vijeo Designer

- 8 sizes of high-resolution displays ranging from 7" to 19", either with modern 16:9 or standard 4:3 ratio
- 3 boxes, two with Real Time OS and one with fully open Windows based
- Up to 2 separate Ethernet ports, serial communication ports, and field bus options suiting IoT
- Industrial multi-touch and fully coated offer
- All memory removable for PC-free box replacements
- Wireless LAN enabled display
- Easy to install with integrated mounting fastener and antidrop lock
- Multi-display capability with Open box using DVI interface or multi-display adapter

Harmony GTUX — eXtreme HMI



Supporting Software



Harmony GTUX: W7", W12", W15"



Vijeo Designer

- A wide temperature range from -30...+70 °C / -22 ...+158 °F
- Sunlight Readable: High brightness LCD (1000 cd/m²), anti-glare surface
- Robustness: UV Protection, conformal coated (fully coated)
- Dust and water proof (IP66F, IP67F and UL50E Type 4X (Outdoor use))
- Environmental standard: Class 1, Div. 2, ATEX/IECEX Zone 2/22
- Variety of interfaces including dual Ethernet ports
- Modular design with stainless front face
- Suitable for industry segments like Oil & gas, Water and Waste Water (WWW) management

Harmony GK — Keyboard HMI



Supporting Software



Harmony GK: 5.7", 10.4"



Vijeo Designer

- Fine control inputs even in severe environment
- Touch screen and keypad keys configurable simultaneously or separately
- Highly robust with operating temperatures up to 55 °C / 131 °F, reducing maintenance problems and time

Harmony GTU — High performance modular HMI



Harmony GTU are universal panels that include smartphone-like interface and Wireless technology. They offer unmatched comfort of use with no compromise on performance and openness.

Product Description	Reference	Unit MRP [₹]
7W Touch Advanced Display WVGA	HMIDT351	On Request
10.4 Touch Smart Display SVGA	HMIDT542	On Request
10W Touch Advanced Display WXGA	HMIDT551	On Request
12.1 Touch Smart Display XGA	HMIDT642	On Request
HMIDT642 Coated	HMIDT642FC	On Request
12W Touch Advanced Display WXGA	HMIDT651	On Request
15 Touch Smart Display XGA	HMIDT732	On Request
HMIDT732 Coated	HMIDT732FC	On Request
15W Touch Smart Display FWXGA	HMIDT752	On Request
19W Touch Smart Display FWXGA	HMIDT952	On Request
Standard BOX for Universal Panel	HMIG2U	On Request
Premium BOX for Universal Panel.	HMIG3U	On Request
HMIG3U Coated	HMIG3UFC	On Request
Open BOX Universal Panel	HMIG5U22	On Request

Harmony GTUX — eXtreme outdoor HMI panels for harsh outdoor environment



- Harmony GTUX is a modularly designed robust terminal suitable for harsh outdoor environments. Features like high brightness and UV protection to direct sunlight, protection against water and dust, and supporting a wide range of temperatures make it an ideal choice for direct outdoor operation in O&G, WWW, and MMM segments.
- Harmony eXtreme panels can be used in applications like smart energy generation (solar, wind turbine, biomass, hydropower genset, etc.), hoisting, compressor, pumping, and car charging/washing.

Product Description	Reference	Unit MRP [₹]
7W Touch eXtreme Display WVGA	HMIDT35X	On Request
12W Touch eXtreme Display WXGA	HMIDT65X	On Request
15W Touch eXtreme Display FWXGA	HMIDT75X	On Request
Extreme BOX	HMIG3X	On Request

Please contact Customer Care Center for Stockable and Non stockable status of references.

NORMAL STOCK ITEMS

W.E.F. June 10th, 2026

Harmony GK — Keyboard HMI



- Harmony HMI GK graphic terminals share technical characteristics with Harmony GTO to enhance the operator's experience. Ultra-flexible, with two screen sizes (5"7 and 10"4), the Harmony HMI GK can be configured and controlled to precisely match your requirements.
- Designed to operate in severe environments, the Harmony HMI GK offers you optimum control on the keypad, as well as on the touch screen. The latest design is consistent with the Harmony USB keypad (HMIZKB1), ideal for keypad control on small Harmony panels

Product Description	Reference	Unit MRP [₹]
5.7 Keypad Panel QVGA-TFT	HMIGK2310	On Request
10.4 Keypad Panel VGA-TFT	HMIGK5310	On Request

Easy Harmony ET6

Harmony ET6 - Essential touchscreen panels for simple machines



- Range from 7" to 15", Easy Harmony ET6 is a robust and cost-effective touch screen panel that provides refined display, quick touch response and Ethernet capability. The Easy Harmony ET6 is designed with the secure development life-cycle (SDL) process and enhanced the Cybersecurity with secure boot and encrypted transfer.
- Target Segments: Packaging, HVAC, Pumping, Metal Working, Pharmacy, and other miscellaneous sectors of activities

Product Description	Reference	Unit MRP [₹]
7"W Easy Touch Panel, Ethernet model	HMIET6400	On Request
10"W Easy Touch Panel, Ethernet model	HMIET6500	On Request
12"W Easy Touch Panel, Ethernet model	HMIET6600	On Request
15"W Easy Touch Panel, Ethernet model	HMIET6700	On Request

Please contact Customer Care Center for Stockable and Non stockable status of references.

NORMAL STOCK ITEMS

W.E.F. June 10th, 2026

Harmony Industrial PCs and Edge Box for line management

Harmony P6 Industrial PCs - Drive efficiency and productivity at the Edge of EcoStruxure



Supporting Software



Node-RED



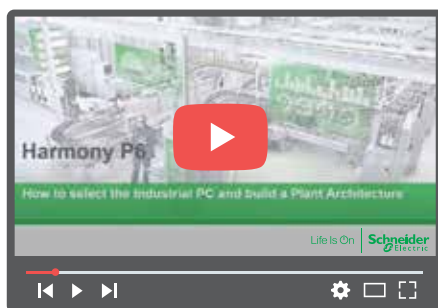
EcoStruxure Operator Terminal Expert



EcoStruxure Machine SCADA Expert



Harmony P6 Modular Box and Modular Display: 12", 15", W10", W12", W15", W19", W22"



How to select the Industrial PC and build a Plant Architecture Click to view the video

- HMIP6 ⁽¹⁾
 - Advanced Modular Box PC
 - Intel Core i5 up to 4.1 GHz or Intel Core i7 up to 4.4 GHz or Intel Celeron up to 2.0 GHz, UHD Graphics accelerator
 - 8 to 32 GB or 4 to 16 GB DDR4 RAM, 1x M.2 SSD SATA and 2x 2.5-inch SATA (HDD/SSD) storage slots
 - USB Type A (2x USB 2.0 and 2x USB 3.0), USB Type C (1x USB 3.0), 1x COM RS-232C, 2x RJ45 Ethernet, 1x Display port
 - 2x interface slots and optional extension module for 2x PCI/PCIe slots
 - Default TPM module for encryption
 - RAID HDD with Intel Rapid storage
 - Standard Modular Box PC
 - Intel Core i3 up to 3.9 GHz, UHD Graphics accelerator
 - 8 to 32 GB DDR4 RAM, 1x M.2 SSD SATA and 1x 2.5-inch SATA (HDD/SSD) storage slots
 - USB Type A (2x USB 2.0 and 2x USB 3.0), USB Type C (1x USB3.0), 1x COM RS-232C, 2x RJ45 Ethernet, 1x Display port
 - 2x interfaces slots
 - Default TPM module for encryption
- HMIDM6
 - 4:3 12" and 15" (XGA) color LCD resistive analog multi-touch (2 points) screen with 1x USB 2.0 (Type A), and front USB cover
 - 16:9 10" and 12" (WXGA)/15" (FWXGA)/19" and 21" (FHD) projected capacitive multi-touch (2 points) screen, 7H hardness, anti-scratch, 3 touch mode configuration
 - IP66, Nema 4X indoor front panel
 - All models are certified for CE, RCM, UL 61010-2-201, CSA C22.2 No. 61010-2-201, UL121201, and CSA C22.2 No. 213
 - All DC models are certified for IECEx/ATEX for use in Zone 2 gas/Zone 22 dust, DNV

Harmony FP6 — Industrial Flat Panel Monitors



Harmony HMIFP6 : 12", 15", W10", W12", W15", W19", W22"

- HMIFP6
 - 4:3 12" and 15" (XGA) color LCD resistive analog multi-touch (2 points) screen with 1x USB 2.0 (Type A), and front USB cover
 - 16:9 10" and 12" (WXGA)/15" (FWXGA)/19" and 22" (FHD) projected capacitive multi-touch (2 points) screen, 7H hardness, anti-scratch, 3 touch mode configuration IP66, Nema 4X indoor front panel
 - All models are certified for e, RCM, UL 61010-2-201, CSA C22.2 No. 61010-2-201, UL121201⁽⁴⁾, and CSA C22.2 No. 213⁽⁴⁾, IECEx/ATEX for use in Zone 2 gas/Zone 22 dust⁽⁴⁾

Product Description	Reference	Unit MRP [₹]
FP6, 10w WXGA, PCAP, DVI, DC	HMIFP6500WCD	On Request
12.1 XGA, Analog-Multi, DVI, DC	HMIFP6600TMD	On Request
FP6, 12w WXGA, PCAP, DVI, DC	HMIFP6600WCD	On Request
FP6, 15.0 XGA, Analog-Multi, DVI, DC	HMIFP6700TMD	On Request
FP6, 15w FWXGA, PCAP, DVI, DC	HMIFP6700WCD	On Request
FP6, 19w Full HD, PCAP, DVI, DC	HMIFP6800WCD	On Request
FP6, 22w Full HD, PCAP, DVI, DC	HMIFP6900WCD	On Request

(1) Available as Configured-to-order only and can be ordered using the online configurator.

(4) On the front panel when properly installed in an enclosure and not using the front panel USB port.



■ HMIPSA6

Harmony PSA6 is a compact and ultra-slim Industrial Panel PC offering a powerful, secure, and durable solution tailored to meet your industrial computing requirements.

- 13th Gen Core i5 CPU, 7th Gen Atom 4 cores • Windows 11 IoT Enterprise LTSC 2024
- Ultra-slim and lightweight design, FHD 15", 19"
- VESA mount compatible, PCAP glass top, easy to operate with gloves
- SDL compliant with IEC62443 standard, BitLocker, TPM
- Low power consumption, made of green materials, REACH and RoHS compliant
- Seamlessly supports a wide range of EcoStruxure software and connected devices: EcoStruxure Operator Terminal Expert, EcoStruxure Machine SCADA Expert, EcoStruxure Machine Expert Twin, AVEVA Edge Lite and more...

Product Description	Reference	Unit MRP
HMI Industrial Controller	HMIPSA65FD18W11	On Request
HMI Industrial Controller	HMIPSA65GD18W11	On Request
HMI Industrial Controller	HMIPSA6A7D18W11	On Request
HMI Industrial Controller	HMIPSA6AED18W11	On Request
HMI Industrial Controller	HMIPSA6AFD18W11	On Request

Please contact Customer Care Center for Stockable and Non stockable status of references.

NORMAL STOCK ITEMS

W.E.F. June 10th, 2026

EcoStruxure Operator Terminal Expert — Touchscreen configuration software



EcoStruxure Operator Terminal Expert



- Operate intuitively
 - Ability to go beyond the limitations of the physical screen size to improve productivity
 - Convert already created Landscape screens into Portrait screens for vertical scrolling and for screens that require many operation switches
- Reduce time to market
 - Efficient and intuitive engineering
 - For faster customization and modification
- Improve efficiency
 - High usability and image quality for the operator (experience design)
 - With Web Viewer feature, watch/operate the HMI screen remotely with mirroring function

EcoStruxure Machine SCADA Expert - Lite SCADA for line management



EcoStruxure Machine SCADA Expert



- Save time
 - Quick and easy to install directly on our iPCs
 - Save days of testing and commissioning thanks to a fully tested and validated association
 - Tailored information at a glance using BI-Dashboard template
- Save money
 - Get peace of mind and save time and resources with our single point of contact for Hardware/Software/Operating System support
 - Access SCADA level software, with all its benefits, at a competitive cost/features ratio
- Connectivity and data management
 - Includes 250+ native communication drivers
 - Monitor and control remotely your application with Mobile Access, using a tablet or smartphone

Note: For Harmony HMIP6, EcoStruxure Machine SCADA Expert Runtime preinstalled version is available as an option in the online configurator.

Vijeo Designer — Classic HMI configuration software



Vijeo Designer




- Multi-platform: from optimized panels to iPCs
- Multi-panel communication: automatic data sharing between up to 8 different panels
- Multi-language: 15 languages in runtime and 38 alphabets
- Multi-protocol: on COM and Ethernet ports
- Multi-access: local or remote display with WEB Gate, Vijeo Designer Air and Vijeo Designer Air Plus
- Multi-media: video/sound record/replay capability


EcoStruxure Operator Terminal Expert - Touchscreen configuration software



- EcoStruxure Operator Terminal Expert allows you to create and edit application screens that control automation systems for Harmony GTU (Premium and Open Box)/STO color/ST6/STM6 terminals, and Harmony industrial PCs (Panel and Box).
- EcoStruxure Operator Terminal Expert features a modern and simple-to-use user interface, easy-to-access functions and information, and a multi-platform working environment. It also shortens design time by providing pre-made navigation framework.

Product Description	Reference	Unit MRP 
EOTE, BT, Basic, Single, Sub, 1 Year	HMIEOTE BTB1SY	On Request
EOTE, BT, Prof, Single, Sub, 1 Year	HMIEOTE BTP1SY	On Request
EOTE, BT, Prof, Group, Sub, 1 Year	HMIEOTE BTP3SY	On Request
EOTE, BT, Prof, Team, Sub, 1 Year	HMIEOTE BTP10SY	On Request
EOTE, BT, Prof, Entity, Sub, 1 Year	HMIEOTE BTP100SY	On Request
EOTE, BT, Ent, Single, Sub, 1 Year	HMIEOTE BTE1SY	On Request
EOTE, BT, Ent, Group, Sub, 1 Year	HMIEOTE BTE3SY	On Request
EOTE, BT, Ent, Team, Sub, 1 Year	HMIEOTE BTE10SY	On Request
EOTE, BT, Ent, Entity, Sub, 1 Year	HMIEOTE BTE100SY	On Request
EOTE, BT, Basic, Single, Sub, 1 Month	HMIEOTE BTB1SM	On Request
EOTE, BT, Prof, Single, Sub, 1 Month	HMIEOTE BTP1SM	On Request
EOTE, BT, Ent, Single, Sub, 1 Month	HMIEOTE BTE1SM	On Request
EOTE, BT, Basic, Single, Perm	HMIEOTE BTB1P	On Request
EOTE, BT, Prof, Single, Perm	HMIEOTE BTP1P	On Request
EOTE, BT, Prof, Group, Perm	HMIEOTE BTP3P	On Request
EOTE, BT, Prof, Team, Perm	HMIEOTE BTP10P	On Request
EOTE, BT, Prof, Entity, Perm	HMIEOTE BTP100P	On Request
EOTE, RT, Single, Perm	HMIEOTE RT1P	On Request

Please contact Customer Care Center for Stockable and Non stockable status of references.

 NORMAL STOCK ITEMS

W.E.F. June 10th, 2026

EcoStruxure Machine SCADA Expert - Lite SCADA for line management



- EcoStruxure Machine SCADA Expert enables you to use the key features of Microsoft operating system and build a full-featured SCADA or HMI project for your industrial automation business.
- EcoStruxure Machine SCADA Expert is designed in a modern, ribbon-based Windows interface to provide an integrated and user-friendly development environment.
- EcoStruxure Machine SCADA Expert supports capabilities like scripting, animation, E-mail, recipes, security, tags database, multi-touch, alarms, trends, scalability, multilanguage, FDA traceability, PDF export, graphics and design tools, and so on.
- For applications ranging from complex machine control and monitoring to plant supervision and SCADA, EcoStruxure Machine SCADA Expert with Harmony iPC association makes industrial operations smooth and stress-free.

Product Description	Reference	Unit MRP [₹]
EMSE 3 Party 1.5K Tag RT License	HMIEMSE3PRT1KA	On Request
EMSE 3 Party 32K Tag RT License	HMIEMSE3PRT32KA	On Request
EMSE 3 Party 4K Tag RT License	HMIEMSE3PRT4KA	On Request
EMSE, RT, 3rd Party, 500 tag, Digital	HMIEMSE3PRT500A	On Request
EMSE 3 Party 64K Tag RT License	HMIEMSE3PRT64KA	On Request
EMSE, RT, 3P UP, 1.5k tag, Digital	HMIEMSE3PUG1KRTA	On Request
EMSE 3P Upgrade 32K RT	HMIEMSE3PUG32KRTA	On Request
EMSE 3P Upgrade 4K RT	HMIEMSE3PUG4KRTA	On Request
EMSE 3P Upgrade 64K RT	HMIEMSE3PUG64KRTA	On Request
EMSE 3P Version Up 1K RT	HMIEMSE3PVU1KRTA	On Request
EMSE 3P Version Up 32K RT	HMIEMSE3PVU32KRTA	On Request
EMSE 3P Version Up 4K RT	HMIEMSE3PVU4KRTA	On Request
EMSE 3P Version Up 64K RT	HMIEMSE3PVU64KRTA	On Request
EMSE 1.5K Tag BT License	HMIEMSEBT1KA	On Request
EMSE 32K Tag BT License	HMIEMSEBT32KA	On Request
EMSE 4K Tag BT License	HMIEMSEBT4KA	On Request
EMSE 500 Tag BT License	HMIEMSEBT500A	On Request
EMSE 64K Tag BT License	HMIEMSEBT64KA	On Request
EMSE 1.5K Tag RT License	HMIEMSEBT1KA	On Request
EMSE 32K Tag RT License	HMIEMSEBT32KA	On Request
EMSE 4K Tag RT License	HMIEMSEBT4KA	On Request
EMSE, RT, 500 tag, Digital	HMIEMSEBT500A	On Request
EMSE 64K Tag RT License	HMIEMSEBT64KA	On Request
EMSE 10 Thin Clients for Embedded	HMIEMSETC10EMBA	On Request
EMSE 10 Thin Clients for Windows	HMIEMSETC10WINA	On Request
EMSE Thin Client	HMIEMSETCA	On Request
EMSE Thin Client for Embedded, digital	HMIEMSETCEMBA	On Request
EMSE Import Wizard digital license	HMIEMSETKA	On Request
EMSE Upgrade 1.5K BT	HMIEMSEUG1KBTA	On Request
EMSE Upgrade 1.5K RT	HMIEMSEUG1KRTA	On Request
EMSE Upgrade 32K BT	HMIEMSEUG32KBTA	On Request
EMSE Upgrade 32K RT	HMIEMSEUG32KRTA	On Request
EMSE Upgrade 4K BT	HMIEMSEUG4KBTA	On Request
EMSE Upgrade 4K RT	HMIEMSEUG4KRTA	On Request
EMSE Upgrade 64K BT	HMIEMSEUG64KBTA	On Request
EMSE Upgrade 64K RT	HMIEMSEUG64KRTA	On Request
USB Hard key	HMIEMSEUSBL	On Request
EMSE Version Up 1.5K BT	HMIEMSEVU1KBTA	On Request
EMSE Version Up 1.5K RT	HMIEMSEVU1KRTA	On Request
EMSE Version Up 32K BT	HMIEMSEVU32KBTA	On Request
EMSE Version Up 32K RT	HMIEMSEVU32KRTA	On Request
EMSE Version Up 4K BT	HMIEMSEVU4KBTA	On Request
EMSE Version Up 4K RT	HMIEMSEVU4KRTA	On Request
EMSE Version Up 64K BT	HMIEMSEVU64KBTA	On Request
EMSE Version Up 64K RT	HMIEMSEVU64KRTA	On Request

Please contact Customer Care Center for Stockable and Non stockable status of references.

NORMAL STOCK ITEMS

W.E.F. June 10th, 2026

Vijeo Designer — Classic HMI configuration software



The cross-platform VijeoDesigner™ configuration software can be used to create operator dialogue applications for controlling automation systems for the following panels:

- Harmony STU (Vijeo Designer Limited Edition is sufficient)
- Harmony GTO
- Harmony GTU
- Harmony GTUX
- Harmony GK
- Magelis XBTGH portable
- Harmony Panel PCs and Box PCs (HMIBMP, HMIBMU, HMIPSP, HMIPSO, HMIPEP)
- Harmony P6

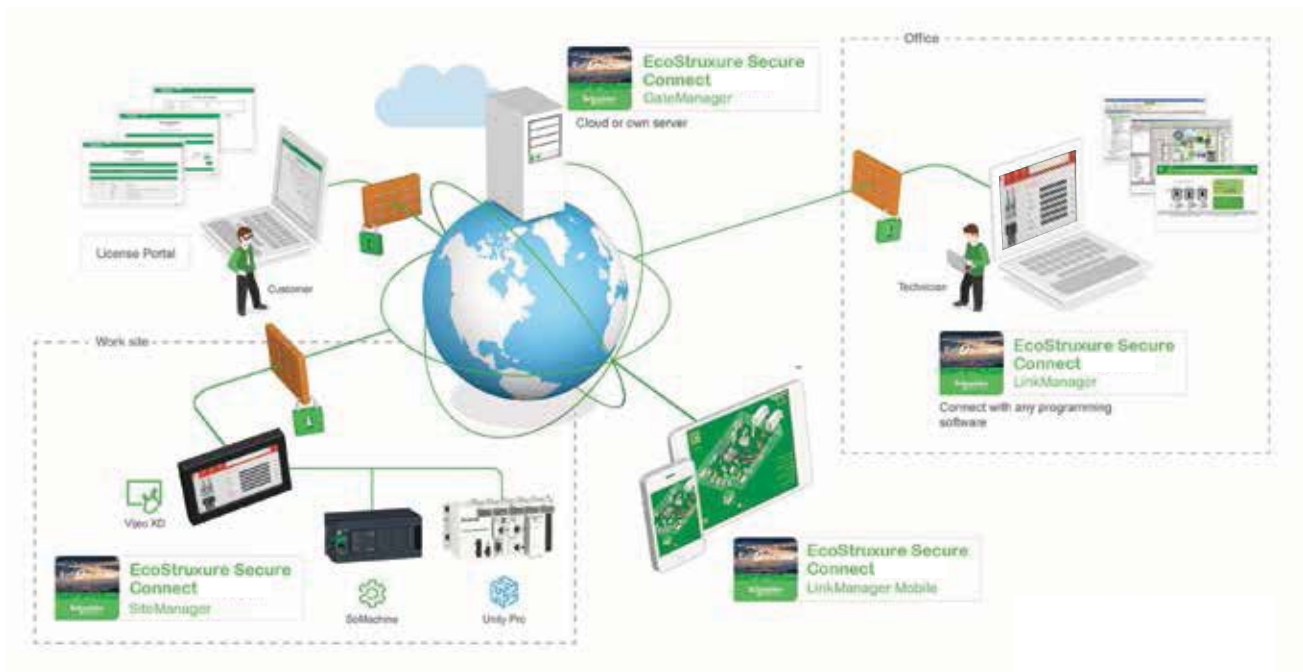
Product Description	Reference	Unit MRP [₹]
Vijeo Designer 6.3, HMI configuration software single license	VJDBTPRO1P	On Request
Vijeo Designer 6.3, HMI configuration software group license	VJDBTPRO3P	On Request
Vijeo Designer 6.3, HMI configuration software team license	VJDBTPRO10P	On Request
Vijeo Designer 6.3, HMI configuration software entity license	VJDBTPRO100P	On Request
Vijeo Designer 6.3, HMI configuration software single upgrade license	VJDUBTPRO1P	On Request
VJD Runtime, Vijeo Designer, Standard PC	VJDRTPROS1P	On Request
VJD Runtime, Vijeo designer, Harmony P6	VJDRTPROH1P	On Request

Please contact Customer Care Center for Stockable and Non stockable status of references.

NORMAL STOCK ITEMS

W.E.F. June 10th, 2026

EcoStruxure Secure Connect — Secure remote access solution



- Provides a secure connection between remote display units on the work site (via SiteManager Embedded) and computers or smart devices in the office (via LinkManager) over a secure central server (GateManager).
- With EcoStruxure Secure Connect, maintenance personnel can access Schneider Electric software and update it remotely and securely via the HMI, PLC, and other connected devices as if they were on site.
- Troubleshooting and repairs can be performed remotely upon request.

EcoStruxure Secure Connect - Secure remote access solution



EcoStruxure Secure Connect provides a secure connection between remote display units on the work site (via SiteManager Embedded) and computers or smart devices in the office (via LinkManager) over a secure central server (GateManager). With EcoStruxure Secure Connect, technicians and programmers can remotely access the Schneider Electric software and securely update it via the HMI, PLC, and other connected devices just as though they were present on site. Troubleshooting and repair can also be performed remotely upon request.

Product Description	Reference	Unit MRP [₹]
Vijeo Connect Link Manager License	VJOCNTLML	On Request
Vijeo Connect Link Manager Mobile Lic	VJOCNTLMM	On Request
Secure Connect Enterprise Pack	VJOCNTPACKENT	On Request
Secure Connect Essential Pack	VJOCNTPACKESS	On Request
Vijeo Connect Site Manager Basic License	VJOCNTSMBASIC	On Request
Vijeo Connect Site Manager Ext 10 Lic	VJOCNTSMEXT10	On Request
Vijeo Connect Site Manager Ext 5 Lic	VJOCNTSMEXT5	On Request
Vijeo Connect User statistics	VJOCNTSTAT	On Request
Vijeo Connect Gate Manager PremiumAccess	VJOCNTGMPREM	On Request



years strong & still innovating!

> Control > Protect > Power > Active

Innovative and connected solutions for motor starters

TeSys is an innovative motor control and management solution from the global market leader. TeSys offers connected, efficient products and solutions for switching and protection of motors and electrical loads in compliance with all major global electrical standards

TeSys Function Names

TeSys components are grouped by function name, for easier identification. These functions are related to motor, power, control and protection.

> TeSys Power:

Components for powering motors




> TeSys Control:

Components for controlling motors




> TeSys Protect:

Components for protecting motors



> TeSys Active:

Connected components for motor circuits





Start smart. Run smart. With TeSys motor controls.

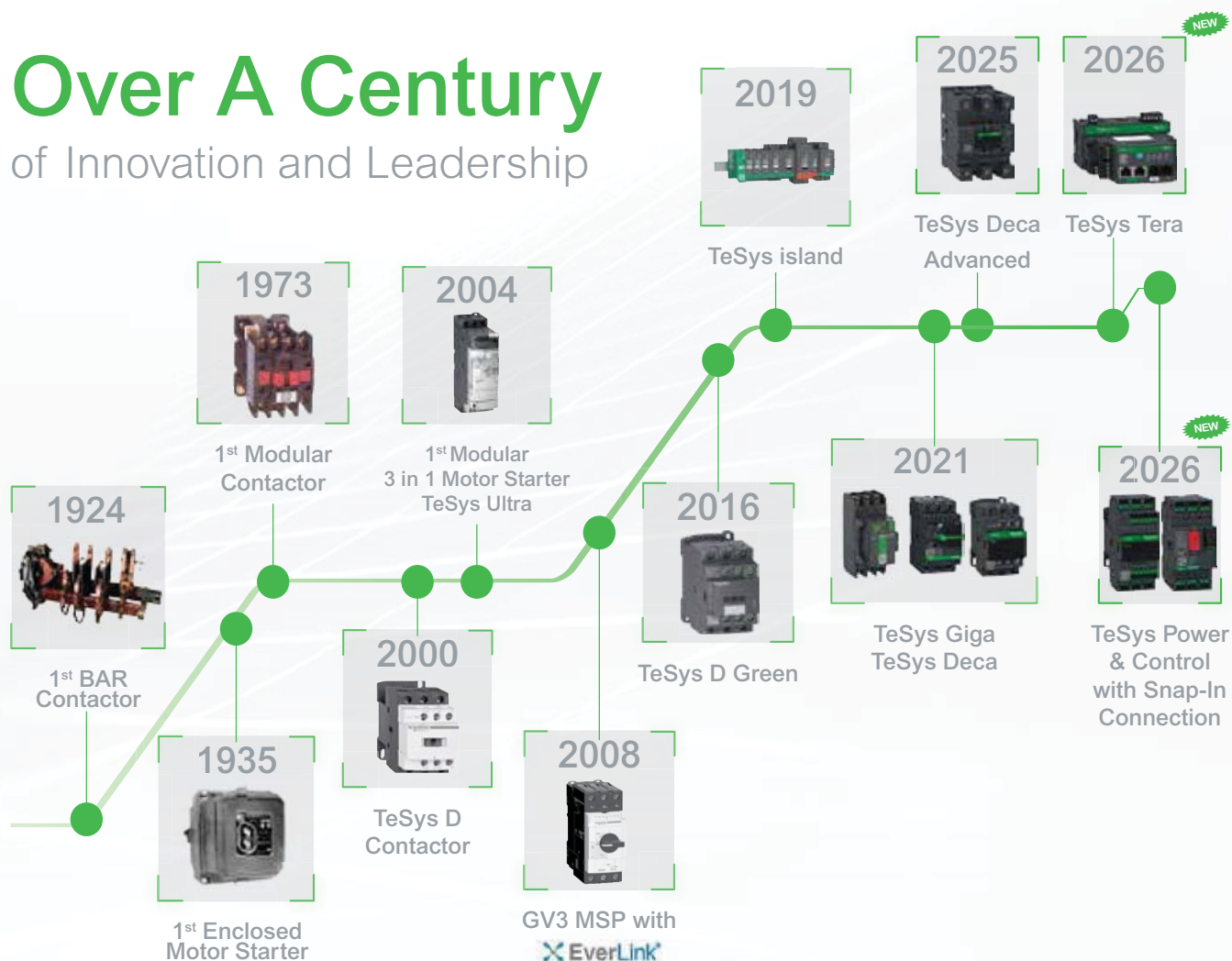
Stay smart with the world's best-selling motor control solutions from the inventor of the world's first contactor - Schneider Electric™.

For over a century, TeSys motor controls have driven the industry with innovations in motor protection, monitoring, and control.

It started with the introduction of the industry's first BAR contactor in 1924, and today, the legacy of innovation is built into every TeSys motor control device.

Best-in-class safety and reliability, plug-and-play architecture, and flexible functionality mean TeSys motor control solutions can meet your requirements across a wide range of applications, from the most common to the most advanced.

Over A Century of Innovation and Leadership



Superior safety for all industries

TeSys motor controls come with all of the isolation, protection and emergency handling you need to comply with international codes. High-contrast covers identify safety-critical devices to prevent inadvertent manual operation. Every TeSys contactor is both mechanically linked and equipped with mirror contacts for safety applications and wherever auxiliary contact state reliability is critical.



HVAC

Ensure 24/7 availability of your HVAC system with reliable products that can reach high ambient temperatures without derating.



Conveying

Decentralize the control cabinet of your conveyor line and benefit from up to 80% space reduction.



Genset

Make certain your generator starts even in the harshest conditions with robust TeSys solutions.



Pumping

Optimize single or multi-drive boosters for industry or infrastructure with energy and cost-effective solutions.



Packaging

Keep pace with the most demanding, high-end packing applications with solutions that can perform 30 million AC53a electrical cycles, like TeSys H.



Oil and Gas

Keep your employees and assets safe and improve uptime in onshore and offshore applications: pipeline operations: LNG and natural gas processing: and refining and petrochemical applications.



Water and Wastewater

Optimize the treatment and delivery of safer water by reducing energy usage and lowering operating costs.



Food and Beverage

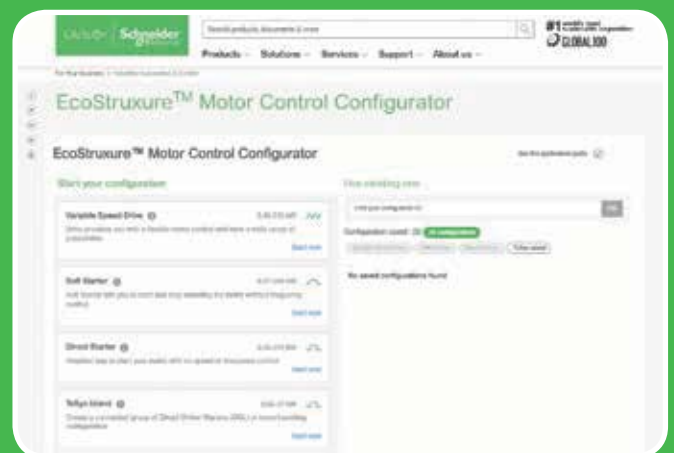
Serve your customers with environmentally friendly products to improve sustainability, efficiency, and flexibility, allowing you to adapt to changing customer habits.

Online selection tool

EcoStruxure™ Motor Control Configurator

For Direct-On-Line and Star-Delta starters, motor circuit breakers with advanced protection, motor management relays, configurations for total coordination, drives, and soft starters.

No matter what kind of starting method you need, our online EcoStruxure™ Motor Control Starter Configurator will help you to quickly and easily select the optimal combination of components to ensure maximized motor safety, protection, and uptime.



Scan or click on the QR code

TeSys Range

TeSys Component Series Names

Series names are now grouped as per the current ratings

- Series names group conventional components (circuit breakers, contactors, relays, overcurrent relays) by current rating ranges.
 - 0 to 16 A > **TeSys K Series**
 - 9 to 150 A > **TeSys 'Deca' Series**
 - 185 to 800 A > **TeSys 'Giga' Series**.
- TeSys advanced components have a specific classification.
 - 0 to 38 A All-in-one starters > **TeSys 'Ultra' Series**
 - 0 to 80 A Motor Control/Protection/Monitoring system > **TeSys 'island' Series**.

> TeSys K Series

The essential line for motors up to 7.5kW/16A direct on TeSys K series of Motor Starters



> TeSys Deca Series

The industrial standard for motors up to 75kW/150A direct on TeSys Deca series of Motor Starters



> TeSys Giga Series

For large motors up to 450kW/800A direct on TeSys Giga Series



> TeSys Ultra Series

The most compact totally coordinated solution for Motor Starters. For Direct On Line or Reversing Motor Control and Drive Protection upto 18.5kW/38 A on TeSys Ultra series



> TeSys Island Series

Digitally powered monitoring, control and protection of electrical motors up to 37kW/80 A on TeSys Island Series



TeSys Control

TeSys K

Control Relays - K Model (AC & DC Control)



- Conformance IEC, UL, CSA, CE Marking
- Inbuilt 4 auxiliary contacts
- 10A thermal rating
- Available with AC (50/60Hz Dual frequency), DC & DC low consumption coil options

No of Poles	AC Control Reference	Unit MRP [₹]				DC Control Reference ⁽⁴⁾	Unit MRP [₹]		
		B7 (24V)	F7 (110V)	M7 (220V)	N7 (415V)		BD (24V)	FD (110V)	MD (220V)
2NO + 2NC	CA2KN22*	3090	3090	3090	3090	CA3KN22**	4295	4295	4295
3NO + 1NC	CA2KN31*	3090	3090	3090	-	CA3KN31**	4295	4600	4295
4NO	CA2KN40*	3090	3090	3090	3685				

No of Poles	DC low consumption Reference ^{(1) (2) (3)}	Unit MRP [₹]		
		BW3 (24V)	EW3 (48V)	SW3 (72V)
2NO + 2NC	CA4KN22***	5260	6305	5260
3NO + 1NC	CA4KN31***	5260	6530	-
4NO	CA4KN40***	5260	-	-

For other coil voltage ratings regarding above, please contact Schneider Electric customer care.

* Reference to be completed by adding coil voltage code

(1) Compatible with PLC outputs

(2) Wide range coil (0.7...1.25Uc), suppressor fitted as standard

(3) 2 pole auxiliary contact block can be mounted additionally

(4) Optional in-built surge suppressor available

Power Contactors - K Model (3 Pole AC & DC Control)



- Conformance to IEC, UL, CSA
- Current Rating : 6A to 16A, AC-3 duty
- 1NO or 1NC inbuilt auxiliary contact
- Available in 3P & 4P version
- Available with AC (50/60Hz Dual frequency), DC & DC low consumption⁽⁵⁾ coil options

Motor Power kW) at 380/415V	Auxiliary Contacts	AC Control Reference	Unit MRP [₹]				DC Control Reference ⁽⁵⁾	Unit MRP [₹]		
			B7 (24V)	F7 (110V)	M7 (220V)	N7 (415V)		BD (24V)	FD (110V)	MD (220V)
2.2	1NC	LC1K0601*	2730	2730	2730	3320	LP1K0601**	4270	5165	4270
	1NO	LC1K0610*	2730	2730	2730	2730	LP1K0610**	4270	5165	4270
4	1NC	LC1K0901*	2855	2855	2855	3450	LP1K0901**	4645	4645	5000
	1NO	LC1K0910*	2855	2855	2855	2855	LP1K0910**	4645	4645	4645
5.5	1NC	LC1K1201*	3235	3235	3235	-	LP1K1201**	5380	5380	-
	1NO	LC1K1210*	3235	3235	3235	3895	LP1K1210**	5380	6510	-
7.5	1NC	LC1K1601*	3825	3825	3825	-	-	-	-	-
	1NO	LC1K1610*	3825	3825	3825	-	-	-	-	-

For other coil voltage ratings contactors, please contact Customer Care.

* Reference to be completed by adding coil voltage code

(5) For low consumption offer, please contact Customer Care

Reversing Contactors - K Model



- Conformance to IEC, UL, CSA, CE
- Current Rating : 6A to 16A, AC-3 duty
- 1NO or 1NC inbuilt auxiliary contact
- Available in 3P & 4P version
- Available with AC(50/60Hz Dual frequency), DC & DC low consumption⁽⁶⁾ coil options

Motor Power kW) at 380/415V	Auxiliary Contacts	AC Control Reference	Unit MRP [₹]	
			F7 (110V)	M7 (220V)
2.2	1 NC	LC2K0601*	9100	9100
	1 NO	LC2K0610*	9100	9100
4	1 NC	LC2K0901*	9710	9710
	1 NO	LC2K0910*	9710	9710
5.5	1 NC	LC2K1201*	10445	10445
	1 NO	LC2K1210*	10005	-
7.5	1 NO	LC2K1610*	11175	-

For other coil voltage ratings contactors, please contact Customer Care.

* Reference to be completed by adding coil voltage code

(6) For current rating and ref please contact Customer Care

For details on non standard references, technical parameters, accessories, compatibility, stockable and non stockable status please contact Customer Care

NORMAL STOCK ITEMS

W.E.F. June 10th, 2026

TeSys Control

TeSys K

Accessories - K Model

Description	Mounting	Contacts	Reference	Unit MRP [₹]
Auxiliary contact block	Front	2NC	LA1KN02	1515
	Front	1NO + 1NC	LA1KN11 <input checked="" type="checkbox"/>	1385
	Front	2NO	LA1KN20	1515
	Front	4NC	LA1KN04	2330
	Front	1NO + 3NC	LA1KN13	2330
	Front	2NO + 2NC	LA1KN22 <input checked="" type="checkbox"/>	2330
	Front	3NO + 1NC	LA1KN31	2330
	Front	4NO	LA1KN40	2330

Description	Control Voltage	Range	Reference	Unit MRP [₹]
On Delay Electronic Timer	24..48 V AC/DC	1..30S	LA2KT2E	7625

Description	Coil Voltage	Reference	Unit MRP [₹]
Surge Suppressor - RC Circuit	220..250V AC	LA4KA1U*	1995
Surge Suppressor - Varistor	130..250V AC/DC	LA4KE1UG*	1995
Surge Suppressor - Varistor	50..129V AC/DC	LA4KE1FC*	1995

* Lot size 5

(1) Front mounted with common point changeover contact

For details on non standard references, technical parameters, accessories, compatibility, stockable and non stockable status please contact Customer Care

NORMAL STOCK ITEMS

W.E.F. June 10th, 2026

TeSys Capacitor Duty Contactor


Capacitor Duty Contactor



Nominal Reactive Power 440V	Auxiliary Contacts	Reference	Unit MRP [₹]	
			M7 (220V)	F7 (110V)
LC1-D•K - with Damping Resistors & Block of Early Make poles				
12.5 kVar	1 NO + 2 NC	LC1DFK	8945	9200
16.7 kVar	1 NO + 2 NC	LC1DGK	12565	12565
21 kVar	1 NO + 2 NC	LC1DLK	14115	-
27 kVar	1 NO + 2 NC	LC1DMK	15480	15480
32 kVar	1 NO + 2 NC	LC1DPK	33725	33725
43 kVar	1 NO + 2 NC	LC1DTK	46460	46460
67 kVar	1 NO + 2 NC	LC1DWK12	52300	52300

For other coil voltage ratings contactors, please contact Customer Care.

* Reference to be completed by adding coil voltage code



Guide for the Design and Production of LV Power Factor Correction Cubicles

For complete information
on selection of capacitor
switching please refer to the
TeSys catalogue

For details on non standard references, technical parameters, accessories, compatibility, stockable and non stockable status please contact Customer Care

NORMAL STOCK ITEMS

W.E.F. June 10th, 2026

TeSys Control

TeSys Deca

The next-generation TeSys Deca series motor starters offer a reliable and robust solution for a faster machine time-to-market. It has a new modern look & feel and is designed to meet the requirements of Electro domestic applications. Ease of operation and reliability is guaranteed with the new multi-standard screws. Digital customer experience is enhanced with a QR embedded from product to packaging.

TeSys Deca Control Contactors (AC & DC Control)



- Conformance to IEC, UL, CSA
- 5 inbuilt auxiliary contacts, in just 2 variants
- Available with AC (50/60Hz Dual frequency), DC & DC low consumption coil options
- High Operating ambient temperature upto 60 Deg C
- Inbuilt surge suppressor for DC & DC low consumption

No of Poles	AC Control Reference	Unit MRP [₹]				DC Control Reference ⁽⁴⁾	Unit MRP [₹]		
		B7 (24V)	F7 (110V)	M7 (220V)	N7 (415V)		BD (24V)	FD (110V)	MD (220V)
3NO + 2NC	CAD32*	3310	3310	3310	3310	CAD32**	4960	4760	4760
5NO	CAD50*	3310	3310	3310	-	CAD50**	4760	4760	4760

No of Poles	DC low consumption Reference ^{(1) (2) (3)}	Unit MRP [₹]		
		BL (24V)	FL (110V)	ML (220V)
3NO + 2NC	CAD32***	6050	7135	10085
5NO	CAD50***	6050	-	-

For other coil voltage ratings contactors, please contact Customer Care.

* Reference to be completed by adding coil voltage code

(1) Compatible with PLC outputs

(2) Wide range coil (0.7...1.25Uc), suppressor fitted as standard

(3) 2 pole auxiliary block can be mounted

Power Contactors - Deca Model (3 Pole AC & DC Control)



- Conformance to IEC, UL, CSA
- Available with AC (50/60Hz Dual frequency), DC & DC low consumption coil options
- High Operating ambient temperature, no derating upto 60 Deg C
- Inbuilt 1NO + 1NC auxiliary contacts upto 150A
- High electrical and mechanical life
- Fuse-less Type 2 Co-ordination Charts available
- EverLink® terminal for 40, 50, 65 & 80A contactors
- Inbuilt surge suppressor in DC coil for 9-80A

AC-1 Rated Operational Current [Ie]	kW	AC-3 Duty			Auxiliary Contacts	AC Control Reference	Unit MRP [₹]		
		HP	A				M7 (220V)	N7 (415V)	F7 (110V)
25	4	5.5	9	1 NO + 1 NC	LC1D09*	3235	3235	3235	
25	5.5	7.5	12	1 NO + 1 NC	LC1D12*	3645	3645	3645	
32	9	12.5	18	1 NO + 1 NC	LC1D18*	4230	4230	4230	
40	11	15	25	1 NO + 1 NC	LC1D25*	5250	5250	5250	
50	15	20	32	1 NO + 1 NC	LC1D32*	10215	10215	10215	
50	18.5	25	38	1 NO + 1 NC	LC1D38*	14530	14530	14530	
60	22	30	40	1 NO + 1 NC	LC1D40A*	15545	15545	15545	
80	25	35	50	1 NO + 1 NC	LC1D50A*	20150	20150	20150	
80	37	50	65	1 NO + 1 NC	LC1D65A*	27960	27960	27960	
80	37	50	80	1 NO + 1 NC	LC1D80A	34950	34950	34950	
125	45	60	80	1 NO + 1 NC	LC1D80*	43210	43210	43210	
125	45	60	95	1 NO + 1 NC	LC1D95*	45005	45005	45005	

For other coil voltage ratings contactors, please contact Customer Care.

* Reference to be completed by adding coil voltage code

For details on non standard references, technical parameters, accessories, compatibility, stockable and non stockable status please contact Customer Care

NORMAL STOCK ITEMS

W.E.F. June 10th, 2026

TeSys Control

TeSys Deca

TeSys Deca Power Contactors (3 Pole DC Low Consumption)

Now available upto 80A with the TeSys Deca Advanced Low Consumption offer

AC-1 Rated Operational Current [Ie]	Motor Power (Long Life) AC3			Auxiliary Contacts	Reference	Unit MRP [₹] BL (24V)
	kW	HP	A			
25	4	5.5	9	1 NO + 1 NC	LC1D09**** <input checked="" type="checkbox"/>	5635
25	5.5	7.5	12	1 NO + 1 NC	LC1D12**** <input checked="" type="checkbox"/>	6315
32	9	12.5	18	1 NO + 1 NC	LC1D18**** <input checked="" type="checkbox"/>	9645
40	11	15	25	1 NO + 1 NC	LC1D25**** <input checked="" type="checkbox"/>	11750
50	15	20	32	1 NO + 1 NC	LC1D32**** <input checked="" type="checkbox"/>	20100

For other coil voltage ratings contactors, please contact Customer Care.

* Reference to be completed by adding coil voltage code

TeSys Deca Power Contactors (4 Pole AC & DC Control)



- Conformance to IEC, UL, CSA
- Available with AC (50/60Hz Dual frequency), DC & DC low consumption⁽¹⁾ coil options
- High Operating ambient temperature, no derating upto 60 deg C

[Ie] Rated Operational Current AC1	Poles Composition	AC control Reference	Unit MRP [₹] M7 (220V)	DC control Reference	Unit MRP [₹]		
					BD (24V)	FD (110V)	MD (220V)
20	4NO	-	-	LC1DT20**	6190	6190	6190
	2NO+2NC	-	-	LC1D098**	6735	6735	6735
25	4NO	-	-	LC1DT25**	7435	7435	7435
	2NO+2NC	-	-	LC1D128**	9705	9705	9705
32	4NO	-	-	LC1DT32**	8170	13850	9795
	2NO+2NC	-	-	LC1D188**	11050	13220	11050
40	4NO	-	-	LC1DT40**	12805	12805	12805
	2NO+2NC	-	-	LC1D258**	16880	16880	16880
60	2NO+2NC	-	-	LP1D40008**	33685	40370	33685
80	2NO+2NC	-	-	LP1D65008**	45285	45285	-
125	4NO	-	-	LP1D80004**	49060	58775	-
	2NO+2NC	-	-	LP1D80008**	56595	67805	56595

Note: Please contact Customer Care for 4 Pole AC coil contactor details

For current rating and ref please contact Customer Care

For other coil voltage ratings contactors, please contact Customer Care.

* Reference to be completed by adding coil voltage code

For details on non standard references, technical parameters, accessories, compatibility, stockable and non stockable status please contact Customer Care

NORMAL STOCK ITEMS

W.E.F. June 10th, 2026



TeSys Control Motor Switching Solutions with Fast and Reliable SNAP IN Connections up to 32 amp (AC-3/AC-3e)



Spring-type terminals are now upgraded to **SNAP IN** connections
- delivering a more robust, reliable, and user-friendly solution!

TeSys Deca Power Contactors



It's so **QUICK**
as one second

- Up to 92% time saving compared with other connection technology

TeSys Deca Control Contactors



TeSys Deca Motor Contactors SNAP IN Type

LC1D	09	A*	CAD	32	A*
Power Contactor TeSys Deca series, 3P	AC-3/AC-3e Rating 09: 09 amp 12: 12 amp 18: 18 amp 25: 25 amp 32: 32 amp	Main Terminal 3: Spring ↓ Getting Replaced with A: SNAP IN NEW	Control Contactor TeSys Deca series	No. of Poles 32: 3NO+2NC 50: 5NO	Main Terminal 3: Spring ↓ Getting Replaced with A: SNAP IN NEW

Note: * Reference to be completed by adding coil voltage code
For coil voltage ratings contactors, please contact the respective sales representative

For price details, please contact the respective sales representative.

Simplicity with just 1 click for 1 second

It's so **EASY** as one hole, one pusher, one click.

- No special tool skills needed.
- No wiring tool needed regardless of flexible, solid or fine-stranded conductors



Simplicity It's so **QUICK!**

- Electrical connection under one second
- Up to 92% faster than traditional technologies

Scalability **READY-TO-ROBOT!**

- The first contactor suitable for fully automatic mounting and wiring.

Scalability **Comprehensive solution!**

- Up to 32 amp (AC-3/AC-3e) motor switching solution thanks to extensive accessories

Simplicity It's so **EASY!**

- The world's first self-explanatory clamping technology. One hole, one pusher, one click.
- Solid and flexible wires with or without cable end can be connected without any tools.

Reliability It's so **SECURE!**

- Your peace of mind with every connection through, a clearly audible click and the pusher moves forwards.

Reliability **General benefits**


- Each connection has a testing point for diagnostics
- Maintenance-free clamping technology
- One-handed unwiring






Reliability from install to maintain

It's so SECURE

- Clear indication by a sound and visual feedback as confirmation to the electricians

		
<p>Delivery status</p>	<p>Wiring</p>	<p>Clamping</p>
<p>The device is supplied with a preloaded spring. The switching status of the preloaded terminal point is indicated by the position of the pusher.</p>	<p>The stripped wire can be easily and securely inserted into the terminal point without any further preparation.</p>	<p>When the wire touches the ground contact of the terminal, the spring of the clamping point is released and shoots the terminal. This changes the position of the pusher and a clear 'click' can be heard.</p>

Reliability benefits the whole customer journey

<p>Testing</p>	<p>Operation</p>	<p>Maintenance</p>
<p>Measuring point of each connection</p>	<p>Maintenance-free clamping technology</p>	<p>One-handed unwiring</p>
<p>Ideal for final acceptance tests as well as maintenance & service</p>  <p>Safety of Your Machines Depend on Smart Solutions</p>	<p>Robust against vibrations and shocks</p>  <p>Continuous pressure force</p>	<p>First reset all pushers. Then all wires can then be removed without using any force.</p> 



TeSys Deca Advanced

The Revolutionary Electronic Coil Contactor



Complete range in 4 frame sizes:

09-12-18A

25-32-38A

40-50-65-80A

115-150A **NEW**

 -80%

Up to 80% less energy consumption than a traditional electromechanical motor starter

10X Reduction
in references

Few set of references covering the complete voltage range for AC and DC

 -35%

Small in size & high current handling capacity

PLC Compatible

Direct connection to a PLC without the need for an interposing relay

SEMIF47

High uptime thanks to wide band coil with high resistance to voltage surges/SEMIF47 conform




Scan to see TeSys Deca Advanced under voltage performance.

TeSys Control

Deca Advanced Contactors

Introduction



TeSys Deca Advanced contactors



9...18 A



25...38 A



40...80 A



115...150 A

Power & switch

- 3 or 4 power poles
- 9 to 150 A (AC-3/AC-3e)
- 25 to 200 A (AC-1)
- Embedded 1 NO + 1 NC auxiliary contacts
- Patent EverLink main power terminals ⁽¹⁾

Efficient design

- Low consumption coils
- High rating within compact size
- Ready for IE3/IE4 high efficiency motor

Remote control

- 24V DC ⁽²⁾, 24...60 V, 48...130 V 100...250 V, 200...500 V AC/DC coils
- PLC direct control available ⁽³⁾
- High resistance to voltage fluctuation
- Embedded surge suppressor

Standards & Certifications

- Multiple standards
- International certifications

⁽¹⁾ for LC1D40A...150A

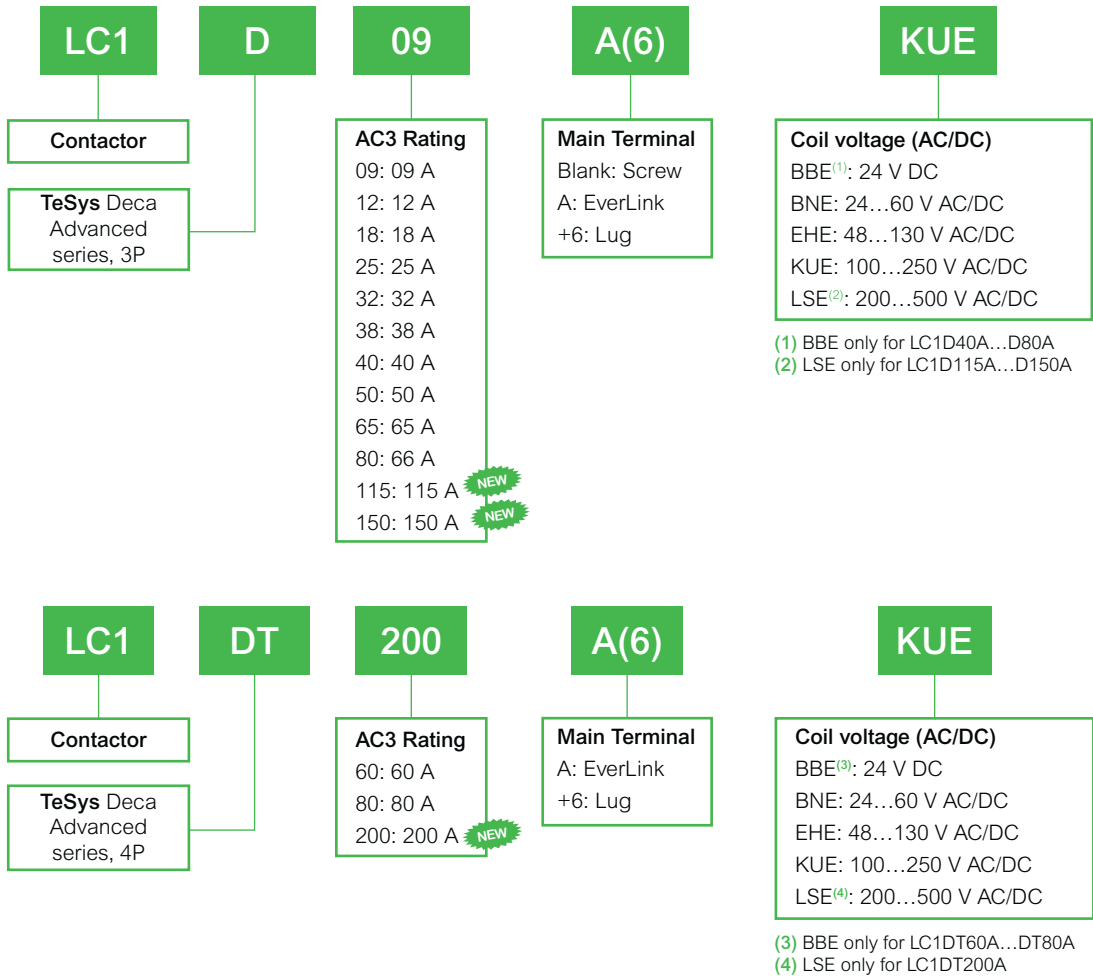
⁽²⁾ BBE coil for LC1D40A...80A for PLC direct input

⁽³⁾ BNE coil for LC1D09...38, BBE coil for LC1D40 A...80A

TeSys Control

Deca Advanced Contactors

TeSys Deca Advanced Contactors



TeSys Control

Deca Advanced Contactors

TeSys Deca Advanced Contactor (3 Pole AC/DC Universal Coil)



- Universal AC/DC coil from 24 - 250V
- Special low consumption offer from 40-80A
- Fuseless Type 2 Co-ordination charts available

The Revolutionary Electronic Coil Contactor

AC-1 Rated Operational Current [Ie]	AC3 Duty (Long Life)			Auxiliary Contacts	Reference	BBE (24V DC)	Unit MRP [₹]			
	kW	HP	A				BNE (24-60V AC/DC)	EHE (48-130V AC/DC)	KUE (100-250V AC/DC)	LSE (200-500V AC/DC)
25	4	5.5	9	1 NO + 1 NC	LC1D09	-	8500	8800	7500	-
25	5.5	7.5	12	1 NO + 1 NC	LC1D12	-	8200	6945	7200	-
32	9	12.5	18	1 NO + 1 NC	LC1D18	-	10000	9160	10000	-
40	11	15	25	1 NO + 1 NC	LC1D25	-	12500	10935	11400	-
50	15	20	32	1 NO + 1 NC	LC1D32	-	22220	22220	22220	-
50	18.5	25	38	1 NO + 1 NC	LC1D38	-	23980	28480	23980	-
60	22	30	40	1 NO + 1 NC	LC1D40A	25975	25975	25975	25975	-
80	25	35	50	1 NO + 1 NC	LC1D50A	32600	32600	32600	32600	-
80	37	50	65	1 NO + 1 NC	LC1D65A	36970	36970	36970	36970	-
80	37	50	80	1 NO + 1 NC	LC1D80A	44870	44870	44870	44870	-
200	59	80	115*	1 NO + 1 NC	LC1D115A NEW	-	57655	58365	58705	61560
200	80	110	150*	1 NO + 1 NC	LC1D150A NEW	-	61305	63075	59940	64295

For other coil voltage ratings contactors, please contact Customer Care.

* Reference to be completed by adding coil voltage code

TeSys Deca Advanced Power Contactors (4 Pole AC & DC Control)

[Ie] Rated Operational Current AC-1	Poles Composition	Auxiliary Contacts	AC & DC Control Reference	BBE (24V DC)	Unit MRP [₹]			
					BNE (24-60V AC/DC)	EHE (48-130V AC/DC)	KUE (100-250V AC/DC)	LSE (200-500V AC/DC)
60	4NO	1NO + 1NC	LC1DT60A	25565	31000	27325	27325	-
80	4NO	1NO + 1NC	LC1DT80A	38365	39800	39800	38365	-
200	4NO	1NO + 1NC	LC1DT200A NEW	-	71715	76620	76075	80075

Coil Voltage Code

Type	Voltage	24-60V AC/DC	48-130V AC/DC	100-250V AC/DC	200-500V AC/DC
AC/DC*	LC1D09 - D38, LC1D40A - 80A, LC1DT60A - 80A	BNE	EHE	KUE	
	LC1D115A - 150A NEW	BNE	EHE	KUE	LSE
24V DC Low Consumption*	LC1D40A - 80A, LC1DT60A - 80A	BBE (24V DC only)	-	-	

For other coil voltage ratings contactors, please contact Customer Care.

* Reference to be completed by adding coil voltage code

For details on non standard references, technical parameters, accessories, compatibility, stockable and non stockable status please contact Customer Care

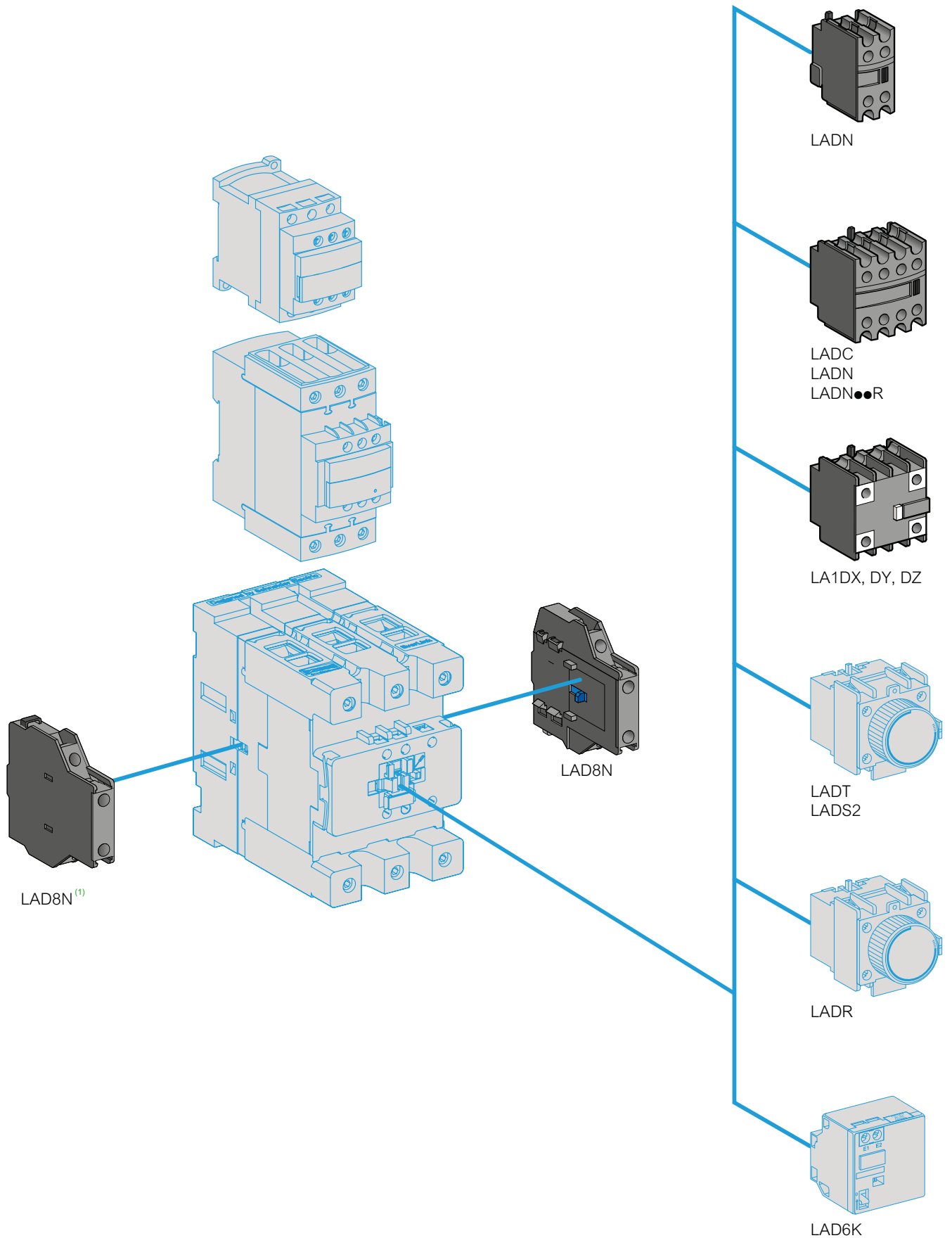
NORMAL STOCK ITEMS

W.E.F. June 10th, 2026

TeSys Control

Deca Advanced Contactors

Introduction



(1) No left side mounting on Deca Advanced contactors up to LC1D38.

TeSys Control

TeSys Deca

Description	For use with	Reference	Unit MRP [₹]
Power connection accessories			
Terminal block	For supply to one or more GV2 G busbar sets	GV1G09	4065
Set of 63A busbars for paralleling of contactors	2 contactors LC1D09...D18 or D25...D38	GV2G245	4000
	4 contactors LC1D09...D18 or D25...D38	GV2G445	6290
Set of 115A busbars for paralleling of contactors	2 contactors LC1D40A...D80A	GV3G264	7180
	3 contactors LC1D40A...D80A	GV3G364 ⁽¹⁾	3840
Set of S-shape busbars	For circuit breakers GV3P** & GV3L** and contactors LC1 D40A...D65A	GV3S	2875

**Not applicable for GV3P/GV3L 73A and 80A



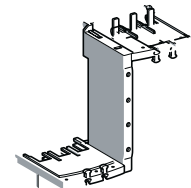
GV2G245



GV1G09

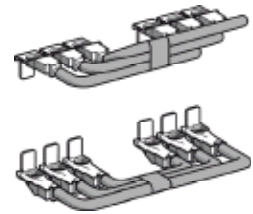
Description	For use with	Reference	Unit MRP [₹]
Mechanical interlock	LC1D09 to D38(1)	LAD9V2	1430
	LC1D40A to D65A(1)	LAD4CM	2905
	LC1D80 and D95 (for AC control voltage)	LA9D4002	6360
	LC1D80 and D95 (for DC control voltage)(2)	LA9D8002	9470

(1) With this set of busbars, any one contactor can be supplied directly by its EverLink® double cage power terminal block. The other two contactors are supplied by the busbar set. The 115A limitation is therefore applied to these two contactors.
 (2) With electrical interlock



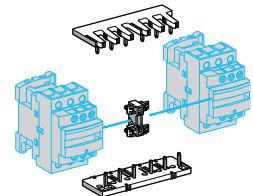
GV3S

Description	For use with	Reference	Unit MRP [₹]
Power Connection for Reversing			
Kit Comprising :	LC1D09 to D38	LAD9V5	1185
1. A set of parallel bars	LC1D09 to D38	LAD9V6	1485
2. A set of reverser bars.	LC1D40A to D80A	LA9D65A69	6170
	LC1D80 and D95 (for AC control voltage)	LA9D8069	13215
	LC1D80 and D95 (for DC control voltage)	LA9D8069	13215



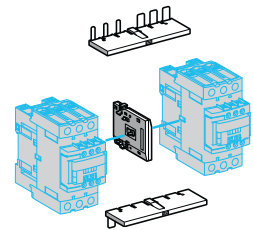
LA9 D8069

Description	For use with	Reference	Unit MRP [₹]
Reversing Kit			
Kit Comprising :			
1. A mechanical interlock LAD 9V2 with electrical interlocking LAD 9V1	LC1D09 to D38	LAD9R1V	2970
2. A set of power connections LAD 9V5 (parallel) and LAD 9V6 (reversing).			
Kit Comprising :			
1. A mechanical interlock LAD 9V2 without electrical interlocking	LC1D09 to D38	LAD9R1	2995
2. A set of power connections LAD 9V5 (parallel) and LAD 9V6 (reversing).			
Kit Comprising :			
1. A mechanical interlock LAD 4CM	LC1D40A to D80A	LAD9R3	7050
2. A set of power connections LA9 D65A69.			



LAD9R1

Description	For use with	Reference	Unit MRP [₹]
Star Delta Kit			
Time delay contact block LAD S2 (LC1D09...D80),	LC1D09 and D12	LAD91217	11150
Power circuit connections (LC1D09...D80),	LC1D18 to D32	LAD93217	14335
Hardware required for fixing the contactors onto the mounting plate (LC1D80)	LC1D40A and D50A	LAD9SD3	28970
	LC1D80	LA9D8017	32175



LAD9R3

Description	For use with	Reference	Unit MRP [₹]
EverLink® terminal block for independent mounting	LC1D40A to D80A	LAD96560	5390



LAD91217



LAD9SD3



LA9D8017



LAD96560

For details on non standard references, technical parameters, accessories, compatibility, stockable and non stockable status please contact Customer Care

✓ NORMAL STOCK ITEMS

W.E.F. June 10th, 2026

TeSys Control

TeSys Deca

Description	Time Delay Range	Timer Type	Reference	Unit MRP [₹]
On delay timer ^{(1) (2)}	15...30 s	on delay	LA4DT2U	10880
On delay timer ^{(1) (2)}	0.1...2 s	on delay	LA4DT0U	10880
On delay timer ^{(1) (2)}	25...500 s	on delay	LA4DFB	10015
Relay interface module - 24V DC ^{(1) (2)}	-	-	LA4DT4U	12180

(1) For LC1 D09...38A (3P, AC coils only) add mounting adaptor LAD4BB and for LC1 D40A...65A (3P, AC coils only), add mounting adaptor LAD4BB3.

(2) For LC1D80...150 (3P), direct mounting, for 100-250V AC Coils only.

Description	For use with	Reference	Unit MRP [₹]			
			B (24V) (AC/DC)	E (42/48V) (AC/DC)	F (110/127V) (AC/DC)	M (220/240V) (AC/DC)
TeSys Deca Model Mechanical Latch Blocks						
Front, Clip-on	LC1D09...D38 (a or c) LC1DT20...DT40 (a or c) LC1D40A...D65A (3P a or c) LC1DT60A and DT80A (4P a or c)	LAD6K10*	13065	13065	13065	13065
	LC1D80...D150 (3P a) LC1D80 and D115 (3 P c) LC1D80 (4 P a) LC1D80 and D115 (4 P a) LP1D80 and LC1D115 (4 P c)	LA6DK20*	13635	15300	15300	13635

* Reference to be completed by adding coil voltage code and recommended to check availability with Customer Care team

Spare Coils TeSys Deca Model

Product Compatibility	Reference
AC Coils	
CAD, LC1-D09...D38, DT20...40	LXD1*
LC1D40A, D50A, D65A & LC1DT60A, DT80A	LXD3*
D80 & D95 (3P & 4P)	LX1D6*
LC1-D115, D150	LX1D8*
DC Coils	
LC1-D80-D95	LX4D7**
LC1-D115, D150	LX4D8**

* Reference to be completed by adding coil voltage code and recommended to check availability with Customer Care team

Coil Voltage Code

Type	Voltage (V)	24	110	220	415
AC*	CAD, LC1-D09...D38, DT20...40, LC1 - D150, LC1D40A, D50A, D65A & LC1DT60A, DT80A, LC1D150 LC1D80, D95, D115	B7	F7	M7	N7

For details on non standard references, technical parameters, accessories, compatibility, stockable and non stockable status please contact Customer Care

NORMAL STOCK ITEMS

W.E.F. June 10th, 2026

Accessories

Description	For use With	Contacts	Reference	Unit MRP [₹]	
Add On Blocks					
Additional instantaneous auxiliary contact blocks	LC1D09 ...LC1D150*	Front Mounted 1NO + 1NC	LADN11	955	
		Front Mounted 2NO	LADN20 ✓	1045	
		Front Mounted 2NC	LADN02	1065	
		Front Mounted 2NO + 2NC	LADN22 ✓	1740	
		Front Mounted 4NC	LADN04	2555	
		Front Mounted 4NO	LADN40 ✓	1740	
		Front Mounted 1NO + 3NC	LADN13	1740	
		Front Mounted 3NO + 1NC	LADN31 ✓	1740	
		LC1D80..LC1D95	Front Mounted 1NO	LADN10	1150
			Front Mounted 1NC	LADN01	1065

Description	Contacts	Reference	Unit MRP [₹]
Add On Blocks			
Additional instantaneous auxiliary contact blocks	Side Mounted ⁽¹⁾ 1NO + 1NC	LAD8N11	3675
	Side Mounted ⁽¹⁾ 2NO	LAD8N20	3675
Pneumatic timer blocks front mounted	ON delay 1NO + 1NC 0.1..3s	LADT0	6895
	ON delay 1NO + 1NC 0.1..30s	LADT2	6895
	ON delay 1NO + 1NC 10..180s	LADT4	6895
	ON delay 1NO + 1NC 1..30s (2)	LADS2 ✓	7350
	OFF delay 1NO + 1NC 0.1 ..3s	LADR0	6895
	OFF delay 1NO + 1NC 0.1 ..30s	LADR2 ✓	6895
	OFF delay 1NO + 1NC 10..180s	LADR4	6895

(1) Suitable for mounting on TeSys Deca range AC Coil Contactors and Control Relays only

(2) With Switching time of 40 ms between opening of the NC contact and closing of the NO contact recommended for Star - Delta Starters

Accessories compatibility

Contactors		Instantaneous Auxiliary Contacts			Time delay Front Mounted		
Type	Number of Poles and Size	Side mounted	Front mounted	1 contact	2 contact	4 contacts	
AC & AC/DC	3P LC1D09...D38	1 on LH side	and	-	1	or 1	or 1
AC & AC/DC	3P LC1D40A...D80A	1 on LH or 1 on RH side	and	-	1	or 1	or 1
AC & AC/DC	3P LC1D80 and D95A (50/60 Hz)	1 on each side	or	2	and 1	or 1	or 1
AC & AC/DC	3P LC1D80 and D95A (50 or 60 Hz)	1 on each side	and	2	and 2	or 1	or 1
AC & AC/DC	3P LC1D115 and D150	1 on LH side	and	-	1	or 1	or 1
AC & AC/DC	4P LC1DT20...DT40	1 on LH side	and	-	1	or 1	or 1
AC & AC/DC	4P LC1DT60A and DT80A	1 on LH or 1 on RH side	and	-	1	or 1	or 1
AC & AC/DC	4P LC1D40008, D65008 and D80	1 on each side	or	1	or 1	or 1	or 1
AC & AC/DC	4P LC1D115	1 on each side	and	1	or 1	or 1	or 1
DC	3P LC1D09...D38	-		-	1	or 1	or 1
DC	3P LC1D40A...D80A	-		-	1	or 1	or 1
DC	3P LC1D80 and D95	-		1	or 1	or 1	or 1
DC	3P LC1D115 and D150	1 on LH side	and	-	1	or 1	or 1
DC	4P LC1DT20...DT40	-		-	1	or 1	or 1
DC	4P LC1DT60A and DT80A	-		-	1	or 1	or 1
DC	4P LC1D40008, D65008 and D80	-		2	and 1	or 1	or 1
DC	4P LC1D115	1 on each side		-	and 1	or 1	or 1
LC ⁽³⁾	3P LC1D09...D38	-		-	1	-	-
LC ⁽³⁾	3P LC1DT20...DT40	-		-	1	-	-

(3) LC : Low consumption

For details on non standard references, technical parameters, accessories, compatibility, stockable and non stockable status please contact Customer Care

✓ NORMAL STOCK ITEMS

W.E.F. June 10th, 2026

TeSys Control

TeSys Deca

Accessories

Product Compatibility	Fixing	Control Circuit Voltage	Suppressor Type	Reference	Unit MRP [₹]
Coil Suppressor Modules					
LC1D12...D25 (4P)	Screw	110...240V AC	RC Circuit AC	LA4DA1U	3355
	Screw	12...250V DC	Diode DC	LA4DC1U	3755
	Screw	24...48V AC	Varistor AC/DC	LAD4VE	3255
LC1D09...D38, LC2D09...D38, LC1DT20...DT40, LC2DT20...DT40 (3P)	Screw	24...48V AC 400Hz	RC Circuit AC	LAD4RCE	3255
	Screw	50...127V AC 200Hz	RC Circuit AC	LAD4RCG	2935
CAD	Screw	110...240V AC 100Hz	RC Circuit AC	LAD4RCU <input checked="" type="checkbox"/>	3255
	Screw	110...250V AC	Varistor AC/DC	LAD4VU	3255
LC1D80, LC1D95, LC2D80, LC2D95 (3P) LC2D80 (4P), LC1D40008, LC1D65008	Screw	24...250V DC	Diode DC	LA4DC3U	3355
	Screw	110...250V AC	Varistor AC/DC	LA4DE2U	3205
	Screw	24...48V AC 400Hz	RC Circuit AC	LA4DA2E	3205
	Screw	50...127V AC 200Hz	RC Circuit AC	LA4DA2G	5055
	Screw	110...240V AC 100Hz	RC Circuit AC	LA4DA2U	3355
	Screw	380...415V AC 150Hz	RC Circuit AC	LA4DA2N	5055
	Screw	24...48V DC	Varistor AC/DC	LA4DE3E	3355

For details on non standard references, technical parameters, accessories, compatibility, stockable and non stockable status please contact Customer Care

NORMAL STOCK ITEMS

W.E.F. June 10th, 2026

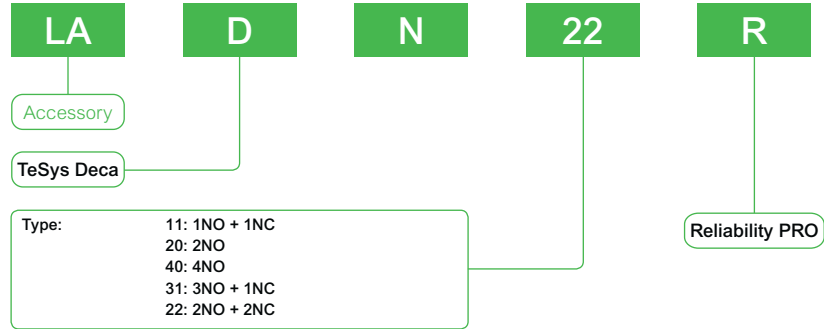
TeSys Control

TeSys Deca

Accessories

TeSys Deca auxiliary contact blocks for use in harsh industrial environment

Product references:
coding principle




Note: There are differences in NO/NC position between LADN••R and LADN••. Please refer to page A1/42 for wiring diagram details. This auxiliary module only supports the installation on contactors with standard power consumption.

Product core values

Dustproof, Ultra-fine grain silver contacts, Improved Reliability, 17 V/1 mA

New upgrade, with innovative design



- 20% stability increased on contacts**
Improves contact reliability between mobile and static contacts
- Fully sealed design benefits on reduced dust access**
Comprehensive blocking of dust and external pollution
- 5X granularity refinement on silver alloy**
Innovative binary alloy refinement process provides precise conduction for each operation
- 10⁻⁸ level on reliability** 
Capacity 17 V/1 mA

Target industries and applications

- For elevator, textile machinery and other harsh industrial applications
- For low voltage and low current high sensitive applications

Product variants:



LADN••R for harsh environment 17 V/1 mA

Description	Reference	Unit MRP [₹]
Auxiliary module 1NO + 1NC, screw terminals	LADN11R	1555
Auxiliary module 2NO, screw terminals	LADN20R	1575
Auxiliary module 2NO + 2NC, screw terminals	LADN22R	1855
Auxiliary module 3NO + 1NC, screw terminals	LADN31R	1855
Auxiliary module 4NO, screw terminals	LADN40R	1880

For details on non standard references, technical parameters, accessories, compatibility, stockable and non stockable status please contact Customer Care

NORMAL STOCK ITEMS

W.E.F. June 10th, 2026

TeSys Control

TeSys Deca

Modular marking system simplifies identification of standard contactors in the control panel to enhance visibility of the safety chain

Simple, customisable modular marking system

Standard TeSys Deca contactors

Easy-to-attach covers:



Auxiliary blocks with safety chain identification also available for more contact points:



Flexibility to customise contactors included in the safety chain during panel building



Simpler and faster maintenance with 100% visibility



Safety covers and auxiliary blocks prevent screwdriver contact with poles

Standard TeSys Ultra motor starters

Translucent labels to identify safety-chain devices:



Complete safety-chain identification system

TeSys Deca range

Retrofit contactor safety covers



LAD9ET1S
9A upto 65A



LAD9ET3S
80A to 95A



LAD9ET4S
110A to 150A



LADN22S
2NO + 2NC

Also available for CAD32/CAD50

TeSys Ultra range

Retrofit identification label



LU9ET1S

Built in Safety

TeSys Ultra motor starters are certified according to IEC 60947-4-1 for safety applications thanks to integrated mirror contact

Description	For use with	Reference	Unit MRP [₹]
Red Cover (For safety chain indication)	LC1D09...D65A and DT20 .. DT80A	LAD9ET1S	1370
Auxiliary Contact block with red front face- for safety chain indication	2NO + 2NC	LADN22S	1960

For details on non standard references, technical parameters, accessories, compatibility, stockable and non stockable status please contact Customer Care

NORMAL STOCK ITEMS

W.E.F. June 10th, 2026



TeSys Giga - Future Ready

A New Generation Series with Digital Innovation

TeSys Giga is new range of high-power contactors that supports industry requirements with process performance monitoring through data networks and online expert services.

Optimized Predictive Maintenance through-

- Continuous local and remote monitoring of contact wear
- Replaceable contacts (when necessary), facilitated by diagnostic visual indicator.

Unique Design-

- Innovative design and feature with compact size
- Ergonomic design & Flexibility in connections.
- Embedded auxiliary contact blocks
- Wideband electronic coils

TeSys Control

TeSys Giga

TeSys Giga High Power Contactors

Both "Standard" & "Advanced" versions available in 3 sizes, covering several ratings



Standard Version

Power & control

- 3 or 4 power poles
- 115 to 800A (AC-3)
- 200 to 1050A (AC-1)
- Embedded 1 NO + 1 NC auxiliary contacts
- Push-in type terminals for coils & control

Remote control

- 48-130V, 100-250V AC/DC coils
- Wide voltage range coils (direct coil control)
- Embedded surge-suppressor

Diagnostic

- Embedded wear diagnostic
- Embedded control voltages diagnostic
- Self diagnosis function
- Local alarm signaling (LED)



Advanced Version

Advanced diagnostic features along with standard version -

Diagnostic

- Remote wear diagnostic signaling kit (accessory)

Mounting

- Cable memory' adapter enables maintenance without removing power cables and busbar connections.

Remote control

- 24-48 V, 200-500 V AC/DC coils
- Digital control input (PLC output digital coil control)



Interlock location, with knock-out cover

On/Off switch for PLC input

Push-in type control terminals enabling quick wiring and assembly

Diagnosis LED for contact wear & voltage abnormality

Built-in 1 NO + 1 NC auxiliary contact block

Unique QR code providing quick access to complete product data

Mechanical indicator for contactor open and closed status

TeSys Control

TeSys Giga

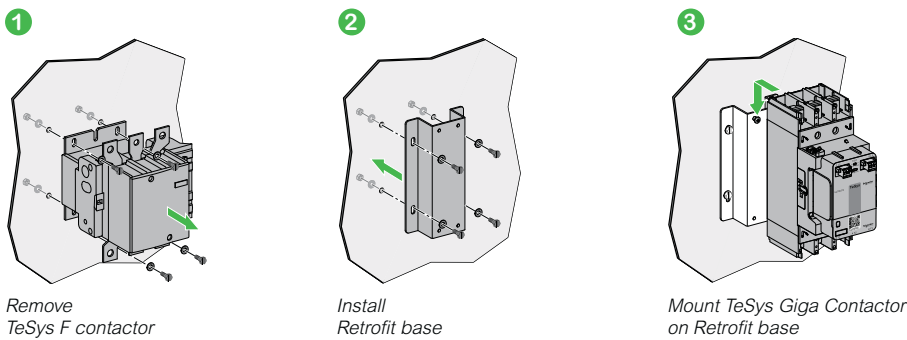
Quick & Easy Replacement of 3P TeSys F with TeSys Giga Contactors with Retrofit Bases



Description	Reference	Unit MRP [₹]
Substitutes LC1F115-225 with LC1G115-225	LA9GRFB1	9620
Substitutes LC1F265-500 with LC1G265-500	LA9GRFB2	11020
Substitutes LC1F630-800 with LC1G630-800	LA9GRFB3	21305



- Suitable for **3 pole contactors only**
- The bases come in two frame sizes.
- Upgrade your system with the new range of contactors in just 3 simple steps:



TeSys Giga Power Contactors (3 Pole AC/DC)

[Ie] Rated Operational Current AC-1	Motor Power (Long Life) AC-3		Standard version Reference	Unit MRP [₹]	
	kW (@115V)	A		EHEN (48-130 V)	KUEN (100-250 V)
250	55	115	LC1G115****	50710	52445
275	75	150	LC1G150****	66890	66890
305	90	185	LC1G185****	82890	82890
330	110	225	LC1G225****	89195	89195
385	132	265	LC1G265****	109635	109635
440	160	330	LC1G330****	132565	132565
550	200	400	LC1G400****	160225	160225
700	250	500	LC1G500****	222270	222270
1050	375	630	LC1G630****	343250	343250
1050	450	800	LC1G800****	416960	416960

TeSys Giga Power Contactors (4 Pole AC/DC)

[Ie] Rated Operational Current AC-1	Power Pole Composition	Standard version Reference	Unit MRP [₹]	
			EHEN (48-130 V)	KUEN (100-250 V)
250	4 NO	LC1G1154****	86270	86270
275	4 NO	LC1G1504****	102640	102640
305	4 NO	LC1G1854****	128255	128255
330	4 NO	LC1G2254****	150655	150655
385	4 NO	LC1G2654****	168440	168440
440	4 NO	LC1G3304****	196020	196020
550	4 NO	LC1G4004****	243610	243610
700	4 NO	LC1G5004****	359015	359015
1050	4 NO	LC1G6304****	412855	412855
1050	4 NO	LC1G8004****	495415	495415

Note:
 For ordering advanced version replace **N** with **A** in reference as EHEN/KUEN → EHEA/KUEA respectively.
 Example: LC1G1154 EHEN → LC1G1154 EHEA.
 For other coil voltage ratings contactors, please contact Customer Care.
 * Reference to be completed by adding coil voltage code

For details on non standard references, technical parameters, accessories, compatibility, stockable and non stockable status please contact Customer Care

✓ NORMAL STOCK ITEMS

W.E.F. June 10th, 2026

TeSys Control

TeSys Giga

Giga High power contactors – Power wiring accessories

Product references

Power Terminals

Spreader Kits



Description	Suitable for	Compatible with Contactors	Increase of Pole Pitch	Quantity Set of	Reference	Unit MRP [₹]
Spreader kits	3P	LC1G115...LC1G225	35 to 45 mm	3	LA9G3611	9090
	3P	LC1G265...LC1G500	45 to 70 mm	3	LA9G3612	9090
	4P	LC1G115...LC1G225	35 to 45 mm	4	LA9G4611	11365
	4P	LC1G265...LC1G500	45 to 70 mm	4	LA9G4612	13000

Terminal extensions for larger power connections



Description	Suitable for	Compatible with Contactors	Power Connection Size	Quantity Set of	Reference	Unit MRP [₹]
Terminal connections	3P	LC1G400...LC1G500	50 mm width	3	LA9G3613	12000
	3P	LC1G630...LC1G800	80 mm width	3	LA9G3614	60605
	4P	LC1G400...LC1G500	50 mm width	4	LA9G4613	14500
	4P	LC1G630...LC1G800	80 mm width	4	LA9G4614	88865

Power Terminal Accessories

Phase Separators



Description	Suitable for	Compatible with Contactors	Quantity Set of	Reference	Unit MRP [₹]
Phase separators ⁽¹⁾	3P	LC1G115...LC1G800	2	LA9G3801	2270
	4P	LC1G115...LC1G800	3	LA9G4801	2835
	3P – with 50/80 mm spreaders	LC1G400...LC1G800	2	LA9G3803 ⁽²⁾	2290
	4P – with 50/80 mm spreaders	LC1G400...LC1G800	3	LA9G4803 ⁽³⁾	2835

(1) Either phase separators or terminal shrouds can only be mounted. Phase separators or terminal shrouds are mandatory for operational voltage, $U_e \geq 690$ V.

(2) To be used with LA9G3613 and LA9G3614.

(3) To be used with LA9G4613 and LA9G4614.

For details on non standard references, technical parameters, accessories, compatibility, stockable and non stockable status please contact Customer Care

NORMAL STOCK ITEMS

W.E.F. June 10th, 2026

TeSys Control

TeSys Giga

Accessories

Description	Terminal Type	Position	Contacts	Reference	Unit MRP [₹]
Add On Blocks	Push In				
Auxiliary contact module	1st left or 1st right	Side Mounted ⁽¹⁾	1 NO+1NC	LAG8N113P	2445
	1st left or 1st right	Side Mounted	2 NO	LAG8N203P	3150
	2nd left or right	Side Mounted	1 NO+1NC	LAG8N113	2445
	2nd left or right	Side Mounted	2 NO	LAG8N203	3150

(1) Always supplied with TeSys Giga LC1G contactors, fitted to the right side lateral face.

Accessories

For Use With Contactor	Reference	Unit MRP [₹]
Mechanical interlock between contactors ⁽¹⁾		
Between Identical contactor frames	LA9G970	4425
Between LC1G(265-500) and LC1G(185-225)	LA9G971	4425
LC1G630 to LC1G800 and LC1G265 to LC1G500	LA9G972	On Request*

(1) Maximum 3 auxiliary contacts can be installed between 2 contactors with mechanical interlock kit.

Spare Control Module



- Wide band electronic control
- 24 V...500 V 50/60 Hz or DC control input
- Advanced and standard versions
- Accessible from the front for easy and quick replacement

Pole Composition	Control modules for Standard contactors	Reference	Unit MRP [₹]	
			EHEN (48-130V)	KUEN (100-250V)
3-Pole	LC1G115...LC1G225	LX1G3Q*	On Request	On Request
3-Pole	LC1G265...LC1G330	LX1G3R*	On Request	On Request
3-Pole	LC1G400...LC1G500	LX1G3S*	On Request	On Request
3-Pole	LC1G630...LC1G800	LX1G3T*	On Request	On Request
4-Pole	LC1G115...LC1G225	LX1G3Q*	On Request	On Request
4-Pole	LC1G265...LC1G330	LX1G3R*	On Request	On Request
4-Pole	LC1G400...LC1G500	LX1G3S*	On Request	On Request
4-Pole	LC1G630...LC1G800	LX1G3T*	On Request	On Request

For other coil voltage ratings regarding above, please contact Schneider Electric customer care.

* Reference to be completed by adding coil voltage code

For details on non standard references, technical parameters, accessories, compatibility, stockable and non stockable status please contact Customer Care








NORMAL STOCK ITEMS

W.E.F. June 10th, 2026

TeSys Protection Range

TeSys has the most rugged and reliable solution to manage motors

Please find a quick range overview below

	TeSys Power	TeSys Protect				TeSys Active		
Feature	Motor Protection Circuit Breakers	Overload Relays	Multi function Relays		TeSys Ultra	TeSys Tera	TeSys Island	
TeSys Range of Products	GV2P, GV4P GV3P, GV2ME	LR2K, LRD, LR9D, LR9F	LR9G	EOCR				
	 GV2P GV3P GV2ME	 LR2K LR9D LRD LR9F	 LR9G	 EOCR	 TeSys Ultra	 TeSys Tera	 TeSys Island	
Short circuit								
Causes of overheating								
Slight overload								
Locked rotor								
Ventilation fault With probes							With Probes	
Abnormal temperature rise							With Probes	
Shaft bearing seizure								
Insulation fault					With CBCT			
Long starting time Adjustable					Adjustable		Adjustable	
Heavy duty		LR9D only						
Voltage variation (Derived)								
Causes of phase variation								
Phase reversal								
Phase losses								
Phase imbalance								
Earth fault								
Historic fault, Pre-Alarming				Possible Pre alarm				



Protection Relays for Motor Safety

Providing motor safety tailored to your needs



TeSys Protect

TeSys K, TeSys Deca, TeSys F, TeSys Giga

Thermal Overload Relays - TeSys K Series (Direct Mounting)



- Conformance to IEC, UL, CSA, CE
- Range : 0.1A to 16A
- Direct & Independent mounting
- Trip class 10A

Thermal Protection Adjustment	For Use With	For Use With	Unit MRP [₹]
0.11...0.16		LR2K0301	4255
0.16...0.23		LR2K0302	4255
0.23...0.36		LR2K0303	4255
0.36...0.54		LR2K0304	4255
0.54...0.8		LR2K0305	4255
0.8...1.2		LR2K0306	4255
1.2...1.8	LC1K, LP1K, LP4K, LP2K, LC2K	LR2K0307	4255
1.8...2.6		LR2K0308	4255
2.6...3.7		LR2K0310	4255
3.7...5.5		LR2K0312	4255
5.5...8		LR2K0314	4255
8...11.5		LR2K0316	4255
10...14		LR2K0321	4400
12...16		LR2K0322	4400

*Note: Terminal Block for Clip-on Mounting LA7K0064

Thermal Overload Relays - TeSys Deca Series



- Conformance to IEC, UL, CSA
- Range : 0.1A to 104A
- Higher operating temperature
- Tripping class 10A & 20 available
- Direct mounting on contactor is possible upto 95A

Thermal Protection Adjustment Range	For Use With	Reference*	Unit MRP [₹]
LRD Model (Direct Mounting)			
0.1...0.16		LRD01	4305
0.16...0.25		LRD02	4305
0.25...0.4		LRD03	4305
0.4...0.63		LRD04	4305
0.63...1		LRD05 ✓	4305
1...1.6	GV2L03, LE03, LC1D09...LC1D38	LRD06 ✓	4305
1.6...2.5		LRD07 ✓	4305
2.5...4		LRD08 ✓	4305
4...6		LRD10 ✓	4305
5.5...8		LRD12 ✓	4305
7...10		LRD14 ✓	4830
9...13		LRD16 ✓	4830
12...18		LRD21 ✓	4970
16...24	GV2L22, LC1D25...D38	LRD22 ✓	4970
23...32	LC1D25...LC1D38, LC1D32	LRD32 ✓	7990
30...38	LC1D32, LC1D38	LRD35	7990
23...32	LC1D40A...D65a	LRD332	9000
23...32	LC1D80...LC1D95	LRD3353	8855
30...40	LC1D40A...D65a	LRD340	8855
30...40	LC1D80...LC1D95	LRD3355	8855
37...50	LC1D40A...D65a	LRD350 ✓	12140
37...50	LC1D80...LC1D95	LRD3357	14515
48...65	LC1D40A...D65a	LRD365	15570
62...80	LC1D80A	LRD380	16245
48...65	LC1D80...LC1D95	LRD3359	15570
63...80	LC1D80...LC1D95	LRD3363	16900
80...104	LC1D80, LC1D95	LRD3365	20860

Electronic Overload Relay - TeSys Deca Series



- Conformance to IEC, UL, CSA
- Range : 0.1A to 32A
- 5:1 Adjustment range
- High Operating Temperature
- Field selectable tripping class : 5,10, 20 & 30
- Type 1 & Type 2 Co-ordination chart available

Current Range	For Use With	Reference*	Unit MRP [₹]
0.1...0.5		LR9D01	19510
0.4...2.0	LC1D09 - 38A Direct Mounting	LR9D02	20030
1.6...8.0		LR9D08	20030
6.4...32		LR9D32	22420

*Note: For LR9D01 to LR9D32 - Terminal Block for Clip on Mounting LAD7B205.

Electronic Overload Relay - TeSys Giga Series



- Wide range of protection with only 4 references (28A to 630A)
- Switchable protection against ground fault and phase imbalance
- ON status and overload alarm signaling by LED
- Direct mounting of relay with contactors saving in panel space and installation time
- Selectable Trip class from 5E to class 30E to suit different application needs

Thermal Protection Adjustment Range	Reference	Unit MRP [₹]
28...115 A	LR9G115	35115
57...225 A	LR9G225	40970
125...500 A	LR9G500	48185
160...630 A	LR9G630*	on request

Separate Components for Relays

Description	For Use With	Reference	Unit MRP [₹]
Terminal block for clip-on mounting on 35 mm DIN Rail or screw fixing; for fixing centres	LRD01...35 & LR3D02...D35	LAD7B106	2030
	LRD33●●, LR3D33●●, LR2D35●●, LR3D35●●	LA7D3064	6405
EverLink® terminal block for independent mounting	LRD3●●, LR3D●●L & LR3D3●●	LAD96560	5390

*Note:

- The LRD relays can be used for AC or DC current up to 104A
- For long starting, Class 20 relays are available on request.
- Device for remote tripping and electrical reset is available on request.

For details on non standard references, technical parameters, accessories, compatibility, stockable and non stockable status please contact Customer Care

✓ NORMAL STOCK ITEMS

W.E.F. June 10th, 2026



- Reduced downtime
- Quick restoration
- Operational Safety
- Power Quality management



Electronic Overcurrent Relays

Digital EOCR

Protection

- Over Current-Definite & Inverse Time
- Under Current
- Phase Loss
- Phase Reversal
- Stall
- Jam
- Imbalance
- Earth Fault*

Diagnostic

- Trip Cause
- Fault History-3 Faults (Cause & Current Value)

Measurement

- Load Current
- Ground Current*
- Running Hours
- Load Current Bar Graph
- i-THD (Current Harmonic Distortion)

Other Features

- Modbus Communication*
- 4-20 mA output for Motor Current*
- Pre-Alarm Contact
- Suitable for 1 Φ & 3 Φ Motors
- Suitable for Low Frequency VFD Operation (10-100Hz)
- Available with Type-2

Analog EOCR

Protection

- Over current
- Phase loss
- Locked rotor

Other Features

- Easy installation, with DIN Rail and Panel Mounting compatibility
- Trip cause display
- Manual/Electrical reset
- Testing Provision through Test Button
- Suitable for 1 Φ & 3 Φ Motors

* In selected models

se.com/in

TeSys Protect EOCR

Digital EOCR





Digital EOCR Without Communication Current Range=0.5A-80A Control Voltage=100VAC-220VAC*					
Description	Display	Bottom Hole		Window Hole	
		Reference	Unit MRP [₹]	Reference	Unit MRP [₹]
Without Ground Fault Protection	Inbuilt	3DM2-WRDUHZ	35275	3DM2-WRDUWZ	35275
	Extended**	FDM2-WRDUHZ	38150	FDM2-WRDUWZ	38150
GF Protection with external CT	Inbuilt	3MZ2-WRAUHZ	35750	3MZ2-WRAUWZ	35750
	Inbuilt	3MZ2-WRCUHZ	35750	3MZ2-WRCUWZ	35750
	Extended**	FMZ2-WRAUHZ	42930	FMZ2-WRAUWZ	42930
	Extended**	FMZ2-WRCUHZ	42930	FMZ2-WRCUWZ	42930
GF Protection with inbuilt CT	Inbuilt	3BZ2-WRAUHZ	51900		
	Inbuilt	3BZ2-WRCUHZ	51900		
	Extended**	FBZ2-WRAUHZ	52735		
	Extended**	FBZ2-WRCUHZ	52735		


Digital EOCR with Modbus Communication Current Range=0.5A-80A Control Voltage=100VAC-220VAC*					
Description	Display	Bottom Hole		Window Hole	
		Reference	Unit MRP [₹]	Reference	Unit MRP [₹]
Without Ground Fault Protection	Inbuilt	I3DM-WRDUHZ	56680	I3DM-WRDUWZ	56680
	Extended**	IFDM-WRDUHZ	57045	IFDM-WRDUWZ	57045
GF Protection with external CT	Inbuilt	I3MZ-WRAUHZ	60275	I3MZ-WRAUWZ	60275
	Inbuilt	I3MZ-WRCUHZ	60275	I3MZ-WRCUWZ	60275
	Extended**	IFMZ-WRAUHZ	68275	IFMZ-WRAUWZ	68275
	Extended**	IFMZ-WRCUHZ	68275	IFMZ-WRCUWZ	68275
GF Protection with inbuilt CT	Inbuilt	I3BZ-WRAUHZ	69845		
	Inbuilt	I3BZ-WRCUHZ	69845		
	Extended**	IFBZ-WRAUHZ	70210		
	Extended**	IFBZ-WRCUHZ	70210		

* Replace **U** with **B** in above reference for Control Voltage =24 V DC
 ** Cable need to be purchased separately
 Contact Customer Care for 4-20mA Output EOCR references & prices

EOCR Accessories

Cable for Extended Display			
Description	Reference	Unit MRP [₹]	
 CABLE-RJ45 1 Meter	CABLE-RJ45-001	4115	
CABLE-RJ45 3 Meter	CABLE-RJ45-003	5375	

ZCT - Ground Fault Protection			
Description	Reference	Unit MRP [₹]	
 ZCT 35 M/M	ZCT-035-Z	11280	
ZCT 80 M/M	ZCT-080-Z	15200	
ZCT 120 M/M	ZCT-120-Z	25000	

External CT for range extension up to 400A				
Current Range	CT Ratio	Reference	Unit MRP [₹]	
 100A	100:5	3CT-H1-100-Z	8980	
150A	150:5	3CT-HH-150-Z	11120	
200A	200:5	3CT-H2-200-Z	12385	
300A	300:5	3CT-H3-300-Z	12920	
400A	400:5	3CT-H4-400-Z	15200	

Spare Display		
Description	Reference	Unit MRP [₹]
EOCR-PDMZ Display	EOCR-PDMZ	16850

For details on non standard references, technical parameters, accessories, compatibility, stockable and non stockable status please contact Customer Care

NORMAL STOCK ITEMS

W.E.F. June 10th, 2026

TeSys Protect

Analog EOCR

EOCR SS

- Without Display



Analog EOCR without Display			
Current Range (A)	Control Voltage	Reference	Unit MRP [₹]
0.5-6	24-240V AC/DC	EOCRSS-05S	11180
0.5-6	380-440V AC	EOCRSS-05W	9155
3-30	24-240V AC/DC	EOCRSS-30S	11180
3-30	380-440V AC	EOCRSS-30W	9155
5-60	24-240V AC/DC	EOCRSS-60S	11180
5-60	380-440V AC	EOCRSS-60W	9155

Note: 2 SPST output contacts
For 60A or higher, combine 05T Type and an external CT (secondary 5A) for use

EOCR SSD

- With Display (Operating Current & Trip Cause)



Analog EOCR with Display			
Current Range (A)	Control Voltage	Reference	Unit MRP [₹]
0.5-6	24-240V AC/DC	EOCRSSD-05S	16720
0.5-6	380-440V AC	EOCRSSD-05W	20595
3-30	24-240V AC/DC	EOCRSSD-30S	16720
3-30	380-440V AC	EOCRSSD-30W	17850
10-60	24-240V AC/DC	EOCRSSD-60S	16720
10-60	380-440V AC	EOCRSSD-60W	17850

Note: 2 SPST output contacts
For 60A or higher, combine 05T Type and an external CT (secondary 5A) for use

For details on non standard references, technical parameters, accessories, compatibility, stockable and non stockable status please contact Customer Care

NORMAL STOCK ITEMS

W.E.F. June 10th, 2026



TeSys Power

Circuit breakers for motor protection and control

TeSys Deca and TeSys Giga Circuit Breakers provide compact, reliable and efficient solutions:

- Isolation
- Protection against short circuits and overloads
- Conforming to global standards.(IEC/EN/UL/CSA)



se.com/in/TeSys

TeSys Power

Circuit Breakers for Motor Protection

Magnetic Circuit Breaker



- Conformance to IEC 60947 -1,-2,-4
- Magnetic circuit breakers range from 0.1-80 Amps
- High Breaking capacity up to 100kA
- Wide range of accessories

Breaking Capacity at 50Hz		Magnetic Protection Rating (A)	Reference	Unit MRP [₹]
690V	500V			
With Rocker Lever Control (Economy)*				
100 kA	100 kA	0.4	GV2LE03	9210
		0.63	GV2LE04	9210
		1	GV2LE05	9210
		1.6	GV2LE06	9210
3 kA	100 kA	2.5	GV2LE07	9210
		4	GV2LE08	9210
3 kA	50 kA	6.3	GV2LE10	9210
	10 kA	10	GV2LE14	9210
3 kA	6 kA	14	GV2LE16	9210
		18	GV2LE20	10690
3 kA	4 kA	25	GV2LE22	10690
		32	GV2LE32	18170
With Rotary Handle Control*				
100 kA	100 kA	0.4	GV2L03	10575
		0.63	GV2L04	10575
		1	GV2L05	10575
4 kA	100 kA	1.6	GV2L06	10575
		2.5	GV2L07	10575
		4	GV2L08	10575
		6.3	GV2L10	10575
		10	GV2L14	10575
4 kA	10 kA	14	GV2L16	10575
		18	GV2L20	10575
		25	GV2L22	10575
		32	GV2L32	10575
		40	GV3L40	29700
6 kA	12 kA	50	GV3L50	30395
		65	GV3L65	31065
		73	GV3L73	35115

Breaking Capacity at 415V 50Hz	Motor Power AC-3**		Thermal Protection Adjustment Range	Reference	Unit MRP [₹]
	kW	HP			
With Toggle Control					
50 kA	75	101	150	C16N3MA150	On Request
	110	147	220	C25N3MA220	On Request
	160	214	320	C40N31M320	On Request
	200	268	500	C63N31M500	On Request

Thermal Magnetic Circuit Breaker



- Conformance to IEC 60947 -1,-2,-4, conformity to International Standards - UL, CSA, CE
- Thermal magnetic circuit breakers range from 0.1-220 Amps
- High Breaking capacity up to 100kA
- Wide range of accessories
- S-shaped busbar for side-by-side connection with 40 - 65A Contactor

Breaking Capacity at 50Hz		Thermal Protection Adjustment Range	Reference	Unit MRP [₹]
690V	500V			
With Push Button Control (Economy)				
100 kA	100 kA	0.1 - 0.16	GV2ME01	9770
		0.16 - 0.25	GV2ME02	9770
		0.25 - 0.40	GV2ME03	9770
		0.40 - 0.63	GV2ME04	10410
		0.63 - 1.0	GV2ME05	10410
3 kA	100 kA	1.0 - 1.6	GV2ME06	10630
		1.6 - 2.5	GV2ME07	10630
		2.5 - 4	GV2ME08	11000
3 kA	50 kA	4 - 6.3	GV2ME10	11000
	10 kA	6 - 10	GV2ME14	11000
3 kA	6 kA	9 - 14	GV2ME16	12320
		13 - 18	GV2ME20	13270
3 kA	4 kA	17 - 23	GV2ME21	14165
		20 - 25	GV2ME22	14165
		24 - 32	GV2ME32	22950
With Rotary Handle Control				
100 kA	100 kA	0.1 - 0.16	GV2P01	9355
		0.16 - 0.25	GV2P02	9355
		0.25 - 0.40	GV2P03	9355
		0.40 - 0.63	GV2P04	10725
		0.63 - 1.0	GV2P05	10725
8 kA	100 kA	1.0 - 1.6	GV2P06	10725
		1.6 - 2.5	GV2P07	10725
6 kA	100 kA	2.5 - 4	GV2P08	11065
	50 kA	4 - 6.3	GV2P10	11065
4 kA	10 kA	6 - 10	GV2P14	11805
		9 - 14	GV2P16	14490
		13 - 18	GV2P20	16725
		17 - 23	GV2P21	16725
		20 - 25	GV2P22	16725
		24 - 32	GV2P32	28200
With Rotary Handle Control				
6 kA	12 kA	30...40	GV3P40	32970
		37...50	GV3P50	40875
		48...65	GV3P65	41925
		62...73	GV3P73	42845
With Direct Rotary Handle				
10 kA	50 kA	70...150	GV5P150H	77760
		100...220	GV5P220H	90705

It is recommended to check with Customer care team for selection, recommendation, and availability of stockable and non stockable references

✓ NORMAL STOCK ITEMS

W.E.F. June 10th, 2026



TeSys Power Motor Protection Solutions with Fast and Reliable SNAP IN Connections up to 15 kW

Spring-type terminals are now upgraded to **SNAP IN** connections - delivering a more robust, reliable, and user-friendly solution!



It's so QUICK as one second

- Up to 92% time saving compared with other connection technology

TeSys Deca Motor Circuit Breakers SNAP IN Type

GV2ME	01	A																
Range	AC-3/AC-3e Rating	Main Terminal 3: Spring ↓ Getting Replaced with A: SNAP IN NEW																
	<table border="0"> <tr> <td>01 : 0.1-0.16 amp</td> <td>10 : 4-6.3 amp</td> </tr> <tr> <td>02 : 0.16-0.25 amp</td> <td>14 : 6-10 amp</td> </tr> <tr> <td>03 : 0.25-0.40 amp</td> <td>16 : 9-14 amp</td> </tr> <tr> <td>04 : 0.40-0.63 amp</td> <td>20 : 13-18 amp</td> </tr> <tr> <td>05 : 0.63-1 amp</td> <td>21 : 17-23 amp</td> </tr> <tr> <td>06 : 1-1.6 amp</td> <td>22 : 20-25 amp</td> </tr> <tr> <td>07 : 1.6-2.5 amp</td> <td>32 : 24-32 amp</td> </tr> <tr> <td>08 : 2.5-4 amp</td> <td></td> </tr> </table>	01 : 0.1-0.16 amp	10 : 4-6.3 amp	02 : 0.16-0.25 amp	14 : 6-10 amp	03 : 0.25-0.40 amp	16 : 9-14 amp	04 : 0.40-0.63 amp	20 : 13-18 amp	05 : 0.63-1 amp	21 : 17-23 amp	06 : 1-1.6 amp	22 : 20-25 amp	07 : 1.6-2.5 amp	32 : 24-32 amp	08 : 2.5-4 amp		
01 : 0.1-0.16 amp	10 : 4-6.3 amp																	
02 : 0.16-0.25 amp	14 : 6-10 amp																	
03 : 0.25-0.40 amp	16 : 9-14 amp																	
04 : 0.40-0.63 amp	20 : 13-18 amp																	
05 : 0.63-1 amp	21 : 17-23 amp																	
06 : 1-1.6 amp	22 : 20-25 amp																	
07 : 1.6-2.5 amp	32 : 24-32 amp																	
08 : 2.5-4 amp																		

For price details, please contact the respective sales representative.

Simplicity with just 1 click for 1 second

It's so **EASY** as one hole, one pusher, one click.

- No special tool skills needed.
- No wiring tool needed regardless of flexible, solid or fine-stranded conductors



Simplicity It's so QUICK!

- Electrical connection under one second
- Up to 92% faster than traditional technologies

Simplicity It's so EASY!

- The world's first self-explanatory clamping technology. One hole, one pusher, one click.
- Solid and flexible wires with or without cable end can be connected without any tools.

Reliability It's so SECURE!

- Your peace of mind with every connection through, a clearly audible click and the pusher moves forwards.

Scalability READY-TO-ROBOT!

- The first motor circuit breaker suitable for fully automatic mounting and wiring.

Scalability Comprehensive solution!

- Up to 15 kW motor protection solution thanks to extensive accessories



Reliability General benefits

- Each connection has a testing point for diagnostics
- Maintenance-free clamping technology
- One-handed unwiring




Reliability from install to maintain

It's so SECURE

- Clear indication by a sound and visual feedback as confirmation to the electricians

		
<p>Delivery status</p>	<p>Wiring</p>	<p>Clamping</p>
<p>The device is supplied with a preloaded spring. The switching status of the preloaded terminal point is indicated by the position of the pusher.</p>	<p>The stripped wire can be easily and securely inserted into the terminal point without any further preparation.</p>	<p>When the wire touches the ground contact of the clamping point is released and shoots the terminal. This changes the position of the pusher and a clear 'click' can be heard.</p>

Reliability benefits the whole customer journey

<p>Testing</p>	<p>Operation</p>	<p>Maintenance</p>
<p>Measuring point of each connection</p>	<p>Maintenance-free clamping technology</p>	<p>One-handed unwiring</p>
<p>Ideal for final acceptance tests as well as maintenance & service</p>  <p>Safety of Your Machines Depend on Smart Solutions</p>	<p>Robust against vibrations and shocks</p>  <p>Continuous pressure force</p>	<p>First reset all pushers. Then all wires can then be removed without using any force.</p> 

Accessories for Motor Circuit Breakers

Description	Reference	Unit MRP [₹]	
For GV2			
Front contact NO or NC ⁽¹⁾	GVAE1	2060	
Front contact NO + NC	GVAE11 <input checked="" type="checkbox"/>	2510	
	GVAE20	2775	
Side contact NO + NC	GVAN11 <input checked="" type="checkbox"/>	3025	
	GVAN20	3025	
Fault signalling contact + 1NO contact ⁽²⁾	GVAD1010 <input checked="" type="checkbox"/>	3945	
Fault signalling contact + 1NC contact ⁽²⁾	GVAD1001	3945	
Short circuit signalling contact block 1 C/O	GVAM11	3770	
Under voltage trip	110 ... 115V 50Hz	GVAU115	8005
	220 ... 240V 50Hz	GVAU225	7205
	380 ... 400V 50Hz	GVAU385	7205
Shunt trip	110 ... 115V 50Hz	GVAS115	7205
	220 ... 240V 50Hz	GVAS225	7205
	380 ... 400V 50Hz	GVAS385	7205
Additive limiter for increasing breaking capacity to 100kA for GV2ME and GV2P.	GV1L3	11615	
Connection block - GV2 with contactor LC1-D09..D38	GV2AF3	1410	
Connection block - LS1 D32 or GV2 with Contactor LC1-K or LP1-K	GV2AF01	1530	
Empty enclosure for GV2ME - plastic	GV2MP02	6790	
	GV2MC02	7460	

- (1) Choice of NC or NO contact operation depending on which way round the reversible block is mounted.
 (2) The GV-AD is always mounted next to the circuit breaker.

Busbars

Connection Pitch	No. of Tapoff Points	Reference	Unit MRP [₹]
For GV2			
45 mm	2	GV2G245	4000
	4	GV2G445	6290
54 mm	2	GV2G254	3610
	3	GV2G354	4040
	4	GV2G454	5070
72 mm	5	GV2G554	5495
	4	GV2G472	6215

Description	Reference	Unit MRP [₹]
Accessories for Busbars		
Terminal block - to supply one or more 3-pole busbar GV2	GV2G05	7780
Protective end covers for unused busbar outlets	GV1G10	1370
Terminal block for connection from top	GV1G09	4065

Accessories for Motor Circuit Breakers

Description	Reference	Unit MRP [₹]
For GV2-P/GV2-L		
External operator - IP54, Black	GV2APN01 <input checked="" type="checkbox"/>	7145
External operator - IP54, Yellow/Red	GV2APN02	13305
For GV3P/GV3L		
Auxiliary Contacts		
Front contact: 1 NO (fault) + 1NC (Auxiliary)	GVAED011	2600
Front contact: 1 NO (fault) + 1NO (Auxiliary)	GVAED101	2860
Busbar		
3-pole, 3 tap, 64 mm pitch	GV3G364	3840
S-shape bus bar	GV3S	2875
External Operator		
IP54, Black	GV3APN01	8615

Note: All other accessories are same as of GV2.
 Busbars GV3G364 and GV3S are not compatible with GV3*73 and GV3*80.

Description	Operating Voltage	Reference	Unit MRP [₹]
For GV5 and GV6			
Clip-on connector - upto 150 A - 1.5..95 mm ²	-	GV7AC021	2515
Clip-on connector- upto 220 A - 1.5..185 mm ²	-	GV7AC022	3460
Front rotary handle GV7AP GV7R - black handle ⁽²⁾	-	GV7AP01	18200
Terminal shields IP405 ⁽¹⁾	-	GV7AC01	6470

- (1) Terminal shields cannot be used together with spreaders.
 (2) For mounting direct rotary handle on enclosure door.
 This accessory makes it possible to open the door if the device is closed and prevents the device from being closed if the door is open.

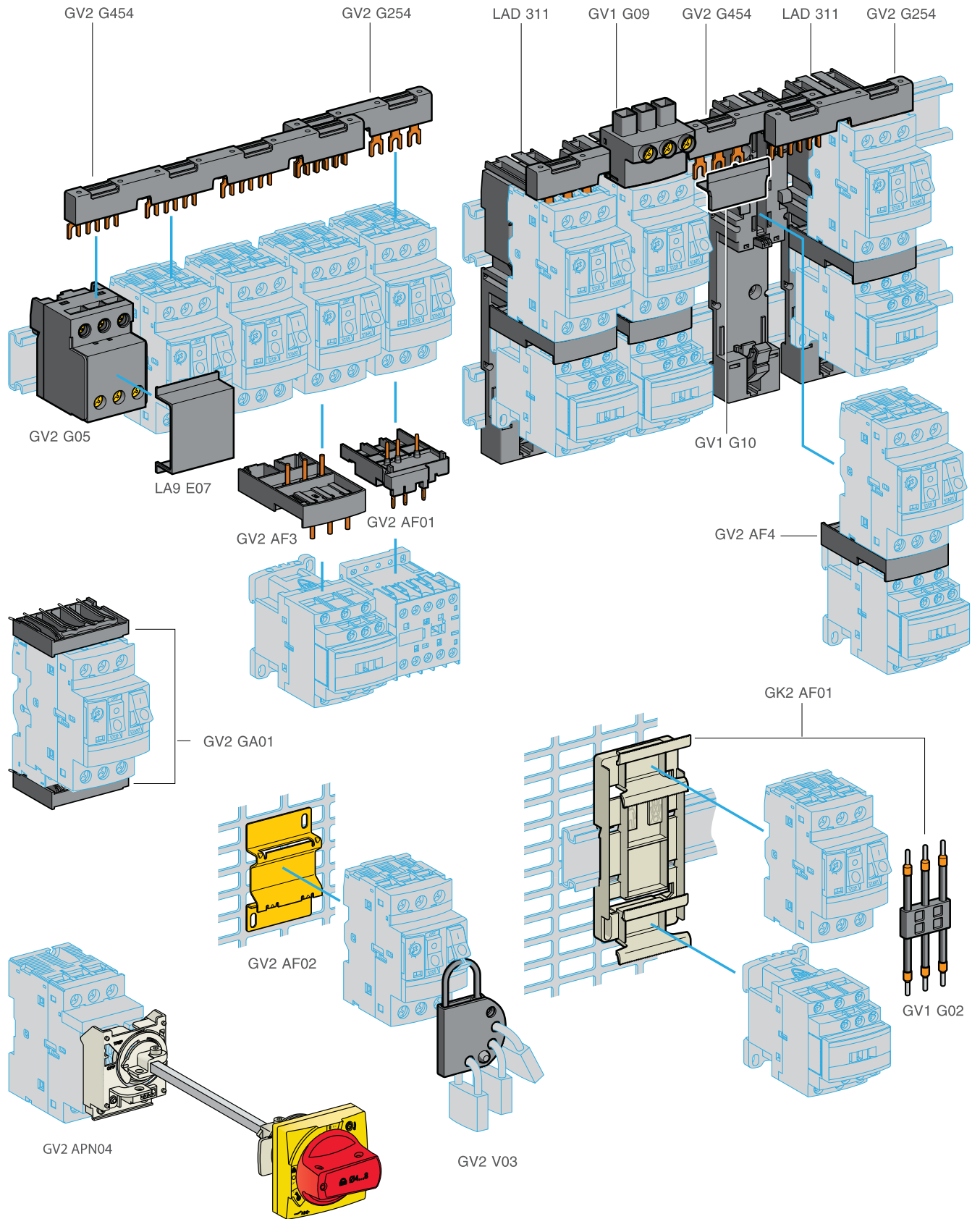
It is recommended to check with Customer care team for selection, recommendation, and availability of stockable and non stockable references

NORMAL STOCK ITEMS

W.E.F. June 10th, 2026

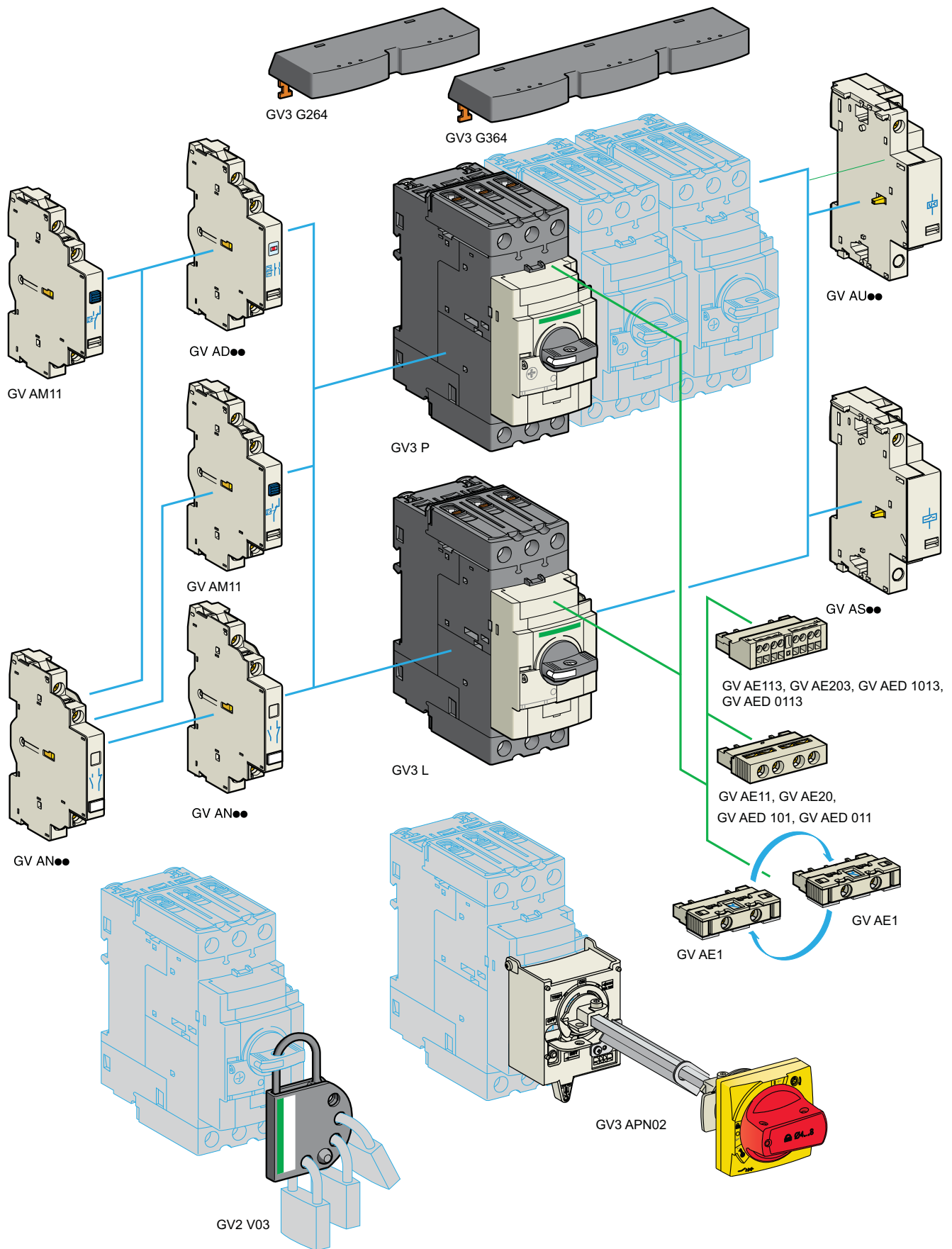
TeSys

Accessories compatibility



TeSys

Accessories compatibility



TeSys Control

TeSys Switches

Vario Switch Disconnectors

[Ithe] Conventional Thermal Current**	Poles Description	Rated Operational Power (AC-23)*	Reference	Unit MRP [₹]
Complete Enclosed Switches				
• Range 12 to 175A, IP 65 Sealable and Lockable				
10	3P	4 kW	VCF02GE	6955
16	3P	5.5 kW	VCF01GE	7565
20	3P	7.5 kW	VCF0GE	9205
25	3P	11 kW	VCF1GE	9865
32	3P	15 kW	VCF2GE	11560
50	3P	22 kW	VCF3GE	17870
63	3P	30 kW	VCF4GE	20910

* Rated Power at 690V
** Ith in enclosure

For Switch Type (Amps)	Mounting Arrangement	Ingress	Reference	Unit MRP [₹]
Operators (Padlockable)				
12 - 40	4 Screw Fixing	IP65	KCF1PZ	2020
63 - 80	4 Screw Fixing	IP65	KCF2PZ	2130
125 - 175	4 Screw Fixing	IP40	KCF3PZ	8625

Vario Switch Disconnectors

[Ithe] Conventional Thermal Current**	Poles Description	Reference	Unit MRP [₹]
Complete Switch with Padlockable Operator			
• Suitable for Front Mounting or Base Mounting			
12	3P	VCF02	4365
20	3P	VCF01	4750
25	3P	VCF0	5540
32	3P	VCF1	5800
40	3P	VCF2	7200
63	3P	VCF3	14775
80	3P	VCF4	12200
125	3P	VCF5	27965
175	3P	VCF6	33895
Switch Bodies			
12		V02	2845
20		V01	3285
25		V0	3900
32		V1	4750
40		V2	5800
63		V3	8090
80		V4	10630
125		V5	21565
175		V6	27535

Accessories

Description	For Use with Switch Bodies	Rating in A	Pole Composition	Earth Contact	Auxiliary Contacts	Reference	Unit MRP [₹]
Vario Add-on Modules (1)							
Main Pole Module	V02/VCF02	12	1P	-	-	VZ02	2035
	V01/VCF01	20	1P	-	-	VZ01	2070
	V0/VCF0	25	1P	-	-	VZ0	2215
	V1/VCF1	32	1P	-	-	VZ1	2155
	V2/VCF2	40	1P	-	-	VZ2	2315
	V3/VCF3	63	1P	-	-	VZ3	3005
	V4/VCF4	80	1P	-	-	VZ4	3005
Neutral Pole Module(2)	V02 / VCF02 to V2 / VCF2	-	1N	-	-	VZ11	2485
	V3 / VCF3 to V4 / VCF4	-	1N	-	-	VZ12	3320
	V5 / VCF5 to V6 / VCF6	-	1N	-	-	VZ13	6860
Earthing Module	V02 / VCF02 to V2 / VCF2	-	-	-	-	VZ14	2445
	V3 / VCF3 to V4 / VCF4	-	-	1	-	VZ15	2880
	V5 / VCF5 to V6 / VCF6	-	-	1	-	VZ16	4480
Auxiliary Contact Block Module	V02/ VCF02 to V6 / VCF6	-	-	-	1NO + 1NC	VZ7	2550
	V2/ VCF02 to V6 / VCF6	-	-	-	2NO	VZ20	2550

(1) For mounting option of modules, please refer to the technical catalogue.

(2) With early make and late break contacts

Description	For Use With	Reference	Unit MRP [₹]
Components for Door Interlocking			
Shaft extension - for Mini-VARIO and VARIO - V02..V2	V02...V2	VZ17	2445
	V02...V2	VZ30	2880
Shaft extension - for Mini-VARIO and VARIO - V3 V4 V5 V6	V3, V4, V5, V6	VZ18	2880
	V3, V4, V5, V6	VZ31	3285
Door interlock plate	VZ17 / VZ30	KZ32	845
	VZ18/31	KZ74	1445
Input Terminal Protection Shrouds			
Terminal Shrouds	V02 - V2	VZ8	830
	V3 - V4	VZ26	720
	V3 - V4	VZ9	860
	V5 - V6	VZ27	720
	V5 - V6	VZ10	1090
	V02 - V6	VZ28	1220
	V02 - V6	VZ29	995

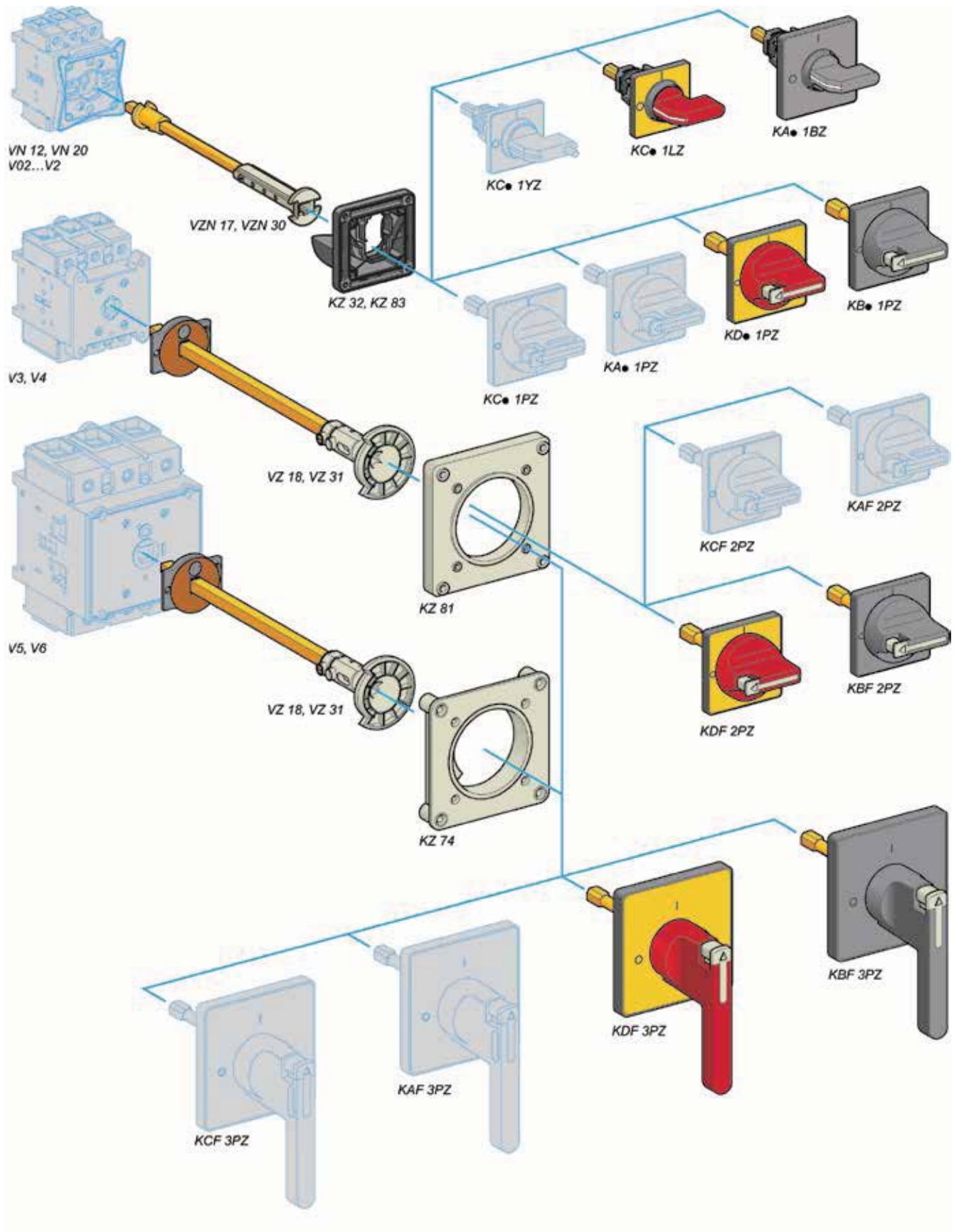
For details on non standard references, technical parameters, accessories, compatibility, stockable and non stockable status please contact Customer Care

NORMAL STOCK ITEMS

W.E.F. June 10th, 2026

TeSys Control

Accessories for Switches





Smarter Load Management with TeSys Island

The Key to Unprecedented Efficiency

Digital Load Manager

TeSys Island - the innovative & digital multifunctional load management solution up to 80A

Industry 4.0

Predictive Maintenance

Cyber Secure



TeSys Active

TeSys Island

• All-in-one Solution for Versatile & Flexible Load Management •

Motor Protection

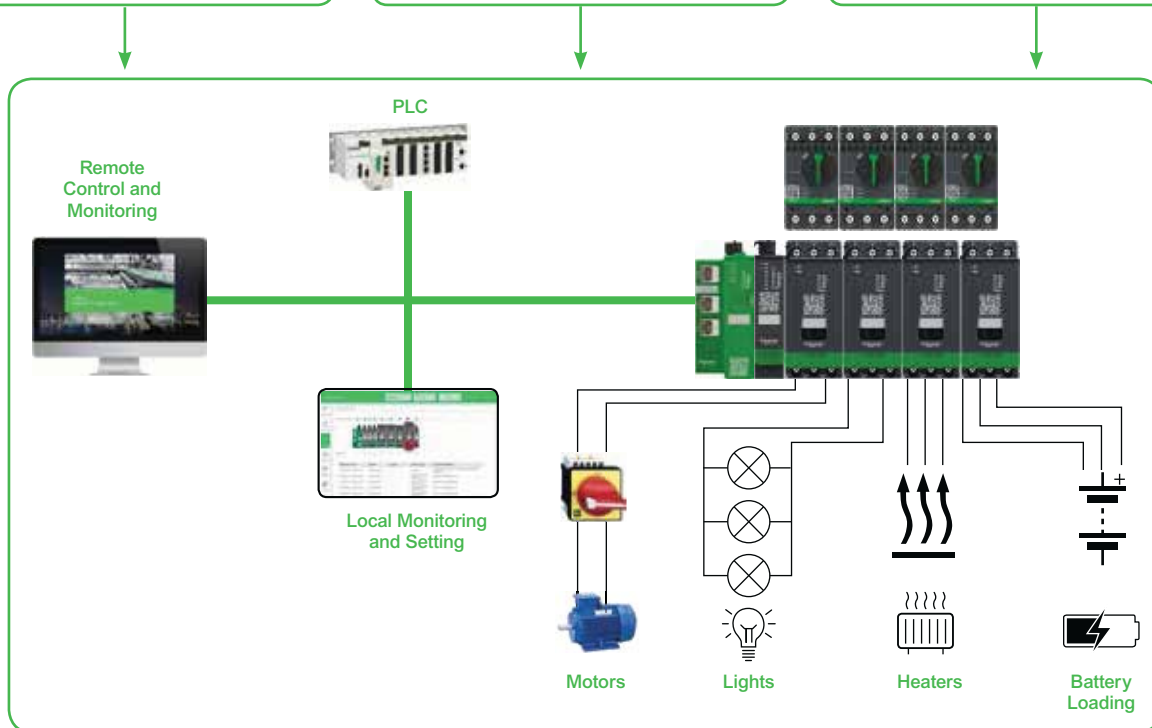
- Motor Overload
- Over/Under Current
- Jam/Stall
- Long Start
- Rapid Restart Lockout

Upstream Protection

- Phase Loss
- Phase Reversal
- Phase Unbalance
- Ground Current Detection

Analytics

- Health Diagnostic
- Energy Management
- Demand Management



Designation	Product Specification	Commercial Reference
TeSys island components		
Standard Starter	9A (AC-3)	TPRST009
Standard Starter	25A (AC-3)	TPRST025
Standard Starter	38A (AC-3)	TPRST038
Standard Starter	65A (AC-3)	TPRST065
Standard Starter	66A (AC-3) - 80A (AC-1)	TPRST080
SIL Starter	9A (AC-3)	TPRSS009
SIL Starter	25A (AC-3)	TPRSS025
SIL Starter	38A (AC-3)	TPRSS038
SIL Starter	65A (AC-3)	TPRSS065
SIL Starter	66A (AC-3) - 80A (AC-1)	TPRSS080
Power interface module	9A (AC-3)	TPRPM009
Power interface module	38A (AC-3)	TPRPM038
Power interface module	80A (AC-3)	TPRPM080
Voltage interface module		TPRVM001
SIL interface module		TPRSM001
Digital I/O module	(4 input - 2 output)	TPRDG4X2
Analog I/O module	(2 input -1 output)	TPRAN2X1
Bus Coupler	EtherNet/IP - Modbus TCP	TPRBCEIP
Bus Coupler	PROFINET	TPRBCPFN
Bus Coupler	PROFIBUS	TPRBCPFIB
Assembly and Wiring Kits		
Kit for reversing starter application	for 9, 25, 38A (size 1 and 2) starters	LAD9R1
Kit for reversing starter application	for 65, 80A (size 3) starters	LAD9R3
Jumper bar 3-pole for Star Delta application	for 9, 25, 38A (size 1 and 2) starters	LAD9P3
Kit for reversing starter application	for 65, 80 A (size 3) starters, a hazard sticker is provided	LAD9SD3S

*Architecture shown above is only for graphical representation

TeSys Control

Ultra motor starters

Introduction

From traditional solution



Ultra motor starter- All in one block for advance protection

Motor circuit breaker:
GV2L



Magnetic protection
> short-circuit protection

Contactor:
LC1D



Control
> Start /Stop

Status monitoring
> signaling
> alarm monitoring

Protection relay:
LRD



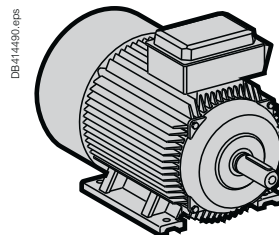
Thermal protection
> overload



Ultra motor starter
> All basic or advanced protection and control functions in one block

and more...

- > Overload indication and alarm
- > Status report, remote control via communication bus



✓ Ultra motor starters
can be used in
80 %
of motor protection and control applications.

TeSys Control

Ultra motor starters



- Total Coordinated Starter – 3 functions in a single device
- Compact Starter, DOL / RDOL upto 18.5kW (38A, AC-3) in 45mm width
- Direct connectivity to Modbus / Profibus / CANopen / DeviceNet
- Higher switching life - 15Million operations, 2Million AC-43 electrical life
- Breaking capacity upto 130kA



Power Base

For assembling components, ON/OFF operation and resetting.
 > 3 power bases:
 upto 12A and upto 38A
 > Direct starter and reversing starter models.

Control Unit

Performs all the electrical protection functions to cover main applications from 0 to 38A.

Some of these also provide advanced measurement, alarm and display functions.

4 simple function modules

Thermal overload alarm Indication of motor load
 Thermal overload signalling and manual reset
 Thermal overloaded signalling and automatic or remote reset.

4 communication modules

Profibus DP
 CANopen
 DeviceNet
 Modbus.

40%

“TeSys solutions allow us to reduce the size of our enclosure”
 says a panel builder from the water treatment sector

60%

“Late customization means that we can build 60% of the panels, even though the project design has not yet been completed”
 says an engineer in a food processing industry

Quick Selection

Select 1	+	Select 1	Optional	or	Optional	or	Optional																																																																																																																																																						
Base Power Unit Non-Reversing <table border="1"> <tr><td>LUB</td><td>120</td></tr> <tr><td>0... 12A with terminal</td><td>12</td></tr> <tr><td>0... 12A no terminal</td><td>120*</td></tr> <tr><td>0... 32A with terminal</td><td>32</td></tr> <tr><td>0... 32A no terminal</td><td>320*</td></tr> <tr><td>0... 38A with terminal</td><td>38</td></tr> <tr><td>0... 38A no terminal</td><td>380*</td></tr> </table> Reversing <table border="1"> <tr><td>LU2B</td><td>120</td><td>BL</td></tr> <tr><td>0... 12A with terminal</td><td>12</td><td></td></tr> <tr><td>0... 12A no terminal</td><td>120*</td><td></td></tr> <tr><td>0... 32A with terminal</td><td>32</td><td></td></tr> <tr><td>0... 32A no terminal</td><td>320*</td><td></td></tr> <tr><td>0... 38A with terminal</td><td>38</td><td></td></tr> <tr><td>0... 38A no terminal</td><td>380*</td><td></td></tr> <tr><td>24 V DC</td><td></td><td>BL</td></tr> <tr><td>24 V AC</td><td></td><td>B</td></tr> <tr><td>48...72 VAC or 48 VDC</td><td></td><td>ES</td></tr> <tr><td>110...240 VAC/DC</td><td></td><td>FU</td></tr> </table> *Prewired cables to be ordered separately	LUB	120	0... 12A with terminal	12	0... 12A no terminal	120*	0... 32A with terminal	32	0... 32A no terminal	320*	0... 38A with terminal	38	0... 38A no terminal	380*	LU2B	120	BL	0... 12A with terminal	12		0... 12A no terminal	120*		0... 32A with terminal	32		0... 32A no terminal	320*		0... 38A with terminal	38		0... 38A no terminal	380*		24 V DC		BL	24 V AC		B	48...72 VAC or 48 VDC		ES	110...240 VAC/DC		FU		Control Unit <table border="1"> <tr><td>LUC</td><td>B</td><td>X6</td><td>BL</td></tr> <tr><td>Class 10, 3Ph</td><td>B</td><td></td><td></td></tr> <tr><td>Class 10, 1Ph</td><td>C</td><td></td><td></td></tr> <tr><td>Class 20, 3Ph</td><td>D</td><td></td><td></td></tr> <tr><td>0.15 to 0.6 A</td><td></td><td>X6</td><td></td></tr> <tr><td>0.35 to 1.4 A</td><td></td><td>1X</td><td></td></tr> <tr><td>1.25 to 5 A</td><td></td><td>05</td><td></td></tr> <tr><td>3 to 12 A</td><td></td><td>12</td><td></td></tr> <tr><td>4.5 to 18 A</td><td></td><td>18</td><td></td></tr> <tr><td>8 to 38 A</td><td></td><td>38</td><td></td></tr> <tr><td>24V DC</td><td></td><td></td><td>BL</td></tr> <tr><td>24VAC</td><td></td><td></td><td>B</td></tr> <tr><td>48...72 VAC/48 VDC</td><td></td><td></td><td>ES</td></tr> <tr><td>110...24VAC/DC</td><td></td><td></td><td>FU</td></tr> </table>	LUC	B	X6	BL	Class 10, 3Ph	B			Class 10, 1Ph	C			Class 20, 3Ph	D			0.15 to 0.6 A		X6		0.35 to 1.4 A		1X		1.25 to 5 A		05		3 to 12 A		12		4.5 to 18 A		18		8 to 38 A		38		24V DC			BL	24VAC			B	48...72 VAC/48 VDC			ES	110...24VAC/DC			FU	Communication Module* <table border="1"> <tr><td>LULC</td><td>033</td></tr> <tr><td>Modbus Serial</td><td>033</td></tr> <tr><td>Profibus DP</td><td>07</td></tr> <tr><td>CANopen</td><td>08</td></tr> <tr><td>DeviceNet</td><td>09</td></tr> </table> Prewired Cables <table border="1"> <thead> <tr><th>Description</th><th>Reference</th></tr> </thead> <tbody> <tr><td>Prewired cable for non-reversing power base</td><td>LU9BN11C or LU9BN11L</td></tr> <tr><td>Prewired cable for reversing power base</td><td>LU9MRC or LU9MRL</td></tr> </tbody> </table>	LULC	033	Modbus Serial	033	Profibus DP	07	CANopen	08	DeviceNet	09	Description	Reference	Prewired cable for non-reversing power base	LU9BN11C or LU9BN11L	Prewired cable for reversing power base	LU9MRC or LU9MRL	Function Module <table border="1"> <tr><td>LUF</td><td>DH11</td></tr> <tr><td>Fault diff. with manual reset</td><td>DH11</td></tr> <tr><td>Fault diff. with auto reset</td><td>DA10</td></tr> <tr><td>Thermal overload pre-alarm</td><td>W10</td></tr> <tr><td>Motor load indication (4-20mA)</td><td>V2</td></tr> </table>	LUF	DH11	Fault diff. with manual reset	DH11	Fault diff. with auto reset	DA10	Thermal overload pre-alarm	W10	Motor load indication (4-20mA)	V2	Auxiliary Contacts Contactor auxiliary contacts <table border="1"> <tr><td>LUFN</td><td>11</td></tr> <tr><td>1NO + 1NC</td><td>11</td></tr> <tr><td>2NC</td><td>02</td></tr> <tr><td>2NO</td><td>20</td></tr> <tr><td>Side contacts 2NO</td><td>LUA8E20</td></tr> </table> Power auxiliary contacts (trip status) <table border="1"> <tr><td>LUA1C</td><td>20</td></tr> <tr><td>1NO + 1NC</td><td>11</td></tr> <tr><td>2NO</td><td>20</td></tr> </table>	LUFN	11	1NO + 1NC	11	2NC	02	2NO	20	Side contacts 2NO	LUA8E20	LUA1C	20	1NO + 1NC	11	2NO	20	Accessories <table border="1"> <thead> <tr><th>Description</th><th>Reference</th></tr> </thead> <tbody> <tr><td>Line spacer for UL508 Type E</td><td>LU9SPO</td></tr> <tr><td>Current limiter 130kA@460V</td><td>LUALB1</td></tr> </tbody> </table>	Description	Reference	Line spacer for UL508 Type E	LU9SPO	Current limiter 130kA@460V	LUALB1
LUB	120																																																																																																																																																												
0... 12A with terminal	12																																																																																																																																																												
0... 12A no terminal	120*																																																																																																																																																												
0... 32A with terminal	32																																																																																																																																																												
0... 32A no terminal	320*																																																																																																																																																												
0... 38A with terminal	38																																																																																																																																																												
0... 38A no terminal	380*																																																																																																																																																												
LU2B	120	BL																																																																																																																																																											
0... 12A with terminal	12																																																																																																																																																												
0... 12A no terminal	120*																																																																																																																																																												
0... 32A with terminal	32																																																																																																																																																												
0... 32A no terminal	320*																																																																																																																																																												
0... 38A with terminal	38																																																																																																																																																												
0... 38A no terminal	380*																																																																																																																																																												
24 V DC		BL																																																																																																																																																											
24 V AC		B																																																																																																																																																											
48...72 VAC or 48 VDC		ES																																																																																																																																																											
110...240 VAC/DC		FU																																																																																																																																																											
LUC	B	X6	BL																																																																																																																																																										
Class 10, 3Ph	B																																																																																																																																																												
Class 10, 1Ph	C																																																																																																																																																												
Class 20, 3Ph	D																																																																																																																																																												
0.15 to 0.6 A		X6																																																																																																																																																											
0.35 to 1.4 A		1X																																																																																																																																																											
1.25 to 5 A		05																																																																																																																																																											
3 to 12 A		12																																																																																																																																																											
4.5 to 18 A		18																																																																																																																																																											
8 to 38 A		38																																																																																																																																																											
24V DC			BL																																																																																																																																																										
24VAC			B																																																																																																																																																										
48...72 VAC/48 VDC			ES																																																																																																																																																										
110...24VAC/DC			FU																																																																																																																																																										
LULC	033																																																																																																																																																												
Modbus Serial	033																																																																																																																																																												
Profibus DP	07																																																																																																																																																												
CANopen	08																																																																																																																																																												
DeviceNet	09																																																																																																																																																												
Description	Reference																																																																																																																																																												
Prewired cable for non-reversing power base	LU9BN11C or LU9BN11L																																																																																																																																																												
Prewired cable for reversing power base	LU9MRC or LU9MRL																																																																																																																																																												
LUF	DH11																																																																																																																																																												
Fault diff. with manual reset	DH11																																																																																																																																																												
Fault diff. with auto reset	DA10																																																																																																																																																												
Thermal overload pre-alarm	W10																																																																																																																																																												
Motor load indication (4-20mA)	V2																																																																																																																																																												
LUFN	11																																																																																																																																																												
1NO + 1NC	11																																																																																																																																																												
2NC	02																																																																																																																																																												
2NO	20																																																																																																																																																												
Side contacts 2NO	LUA8E20																																																																																																																																																												
LUA1C	20																																																																																																																																																												
1NO + 1NC	11																																																																																																																																																												
2NO	20																																																																																																																																																												
Description	Reference																																																																																																																																																												
Line spacer for UL508 Type E	LU9SPO																																																																																																																																																												
Current limiter 130kA@460V	LUALB1																																																																																																																																																												

*Suitable with 24V DC starter variant only

Note: For prices please contact Customer Care



NEW



Wherever productivity is a concern, intelligence to Motor Control is the solution

Transform Your Conventional MCC into a Smart Powerhouse!

Upgrade to the Intelligent Motor Control Center (iMCC) with TeSys Tera – an advanced intelligent relay that brings next-level protection, real-time insights, and built-in smart features.



TeSys Tera NEW

Experience the enhanced intelligence of your Motor Management System with our new and advanced TeSys Tera.



Sustainable

Versatile

Efficient

Modular



Coming Soon



On-device programming

With direct-to-device connection, setup and configuration has **never been easier**



Modular

Lower installation time, Easy replacement & Reduced customer downtime



Enhanced efficiency

through advanced features such as **Load Shedding** and an **Auto Restart** function



Flexible

with pre-configured designs and **plug-and-play**



Connectivity

Supports integration with multiple industrial protocols Modbus, Profibus, Modbus TCP, EtherNet/IP, Profinet




More data, less downtime

Detailed diagnostics enables **predictive maintenance** to help you stay online more of the time

TeSys Active

Tera Motor Management System

Main Unit



Reference

LTMT	E	BD
------	---	----


Network Protocol

Ethernet IP / Modbus TCP/IP	E
Modbus	M
Profibus DP	P
ProfiNet	PN

Control Voltage

24 V DC	BD
110-240V AC/DC	FM

Sensor Module



Reference

LTMT	CT	3	T
------	----	---	---

Only current measurement

CT

Current and voltage measurement

CTV (60...690 V AC)

Current Range


0.3-3 A	3
2.5-25 A	25
7-70 A*	70
10-100 A**	100

Mounting

Horizontal	T
Vertical	L

*Not applicable for Horizontal CT
** Not applicable for Vertical CT

Expansion Module



Reference

LTMT	IN42	BD
------	------	----

Expansion Type

4DI+2DO	IN42
6DI	IN60
2AI+1AO	AN21
EF+2DI+2DO	ZCT22*
Temperature	PTC


Control Voltage

24 V DC	BD
110-240V AC/DC	FM

*Only applicable with Vertical CT's


TeSys Tera Accessories

Control Operator Unit




Description	Reference
Powered from LTMT Main Unit	LTMTCUF
Displays parameters, alarms and trip & controls the motor	
Provides the FDR (Fast Device Replacement) service with configuration backup	

Current Transformers



Primary [A]	Secondary [A]	Reference
100	1	LT6 CT1001
200	1	LT6 CT2001
400	1	LT6 CT4001
800	1	LT6 CT8001

Ground Fault CT's



Primary [A]	Internal Ø "d" [mm]	Reference
65	30	50437
85	50	50438
160	80	50439
250	120	50440
400	200	50441
630	300	50442

Connecting Cables

Description	Number and type of connectors	Length m	Reference
For connecting the Main Controller to the Sensor Module	2 x RJ11	0.15	LTMT9RJ1015
		0.2	LTMT9RJ102
		0.5	LTMT9RJ105
For connecting the Main Controller to the LTMTCUF Control Operator Unit	2 x RJ45	1	LTMT9CU10S
For connecting the Main Controller to the Expansion Module	2 x RJ45	3	LTMT9CU30S
		0.1	LTMT9RJ401
		1	LTMT9EX10

Description	Composition	Reference
Programming software SoMove	1 Program for each PC	On request
Connection cable for PC	USB to RJ45 cable	TCSMCNAM3M002P

ComPact NSX

Schneider Electric is proud to introduce the new generation of ComPact MCCBs. These breakers talk to you, wherever you are, in all transparency. New design complements new wireless connectivity capabilities with our latest wireless auxiliary contact.

ComPact Design



New signature design

- Schneider Electric green signature style for the entire ComPact range
- Estimated 40% reduction of wiring time for panel builders
- Experience easier installation thanks to a new ergonomic front-plate design
- Gain the confidence that all auxiliaries are on the right spot, and simply double check that you have the right coil rating
- Ergonomic new toggle for easier breaker manual operation

Wireless Auxiliary Contact



Wireless breaker status

- Plug & play technology for clear connection status (0 or 1, no half-way wired)
- Placed in the same position as the wired version, its LED light will give you direct indication in case of a tripping
- If you are away, your ComPact will send you an immediate notification via EcoStruxure Facility Expert for instance
- Wireless auxiliary accelerates overall wiring time: status communication is done very simply and commissioned wirelessly
- Communication architecture is fully EcoStruxure Power validated, with any application

Ready to meet the new face of ComPact?



Meet the new generation of ComPact™ circuit breakers with semi-transparent faceplate, screwless auxiliaries and remote monitoring features.

Learn about the benefits of the ComPact range here:
se.com/compact-nxs

EasyPact CVS

Fixed Thermal Magnetic Trip Unit (TMD)



- Ics = 100% Icu as per IEC 60947-2
- Suitable for Isolation
- Transparent Cover for trip unit as Standard
- Class II front face
- Single frame size 16-250A

Breaking Capacity as per IEC 60947-2	Rated Current	Three Pole Reference	Unit MRP [₹]	Four Pole Reference	Unit MRP [₹]
EasyPact CVS 100 to 630A Overload Setting (Ir) 0.7 - 1 x In					
36kA	16A	LV510330 <input checked="" type="checkbox"/>	18360	LV510340	22940
	25A	LV510331 <input checked="" type="checkbox"/>	18360	LV510341	22940
	32A	LV510332 <input checked="" type="checkbox"/>	18360	LV510342 <input checked="" type="checkbox"/>	22940
	40A	LV510333 <input checked="" type="checkbox"/>	18360	LV510343 <input checked="" type="checkbox"/>	22940
	50A	LV510334 <input checked="" type="checkbox"/>	18360	LV510344	22940
	63A	LV510335 <input checked="" type="checkbox"/>	18360	LV510345 <input checked="" type="checkbox"/>	22940
	80A	LV510336 <input checked="" type="checkbox"/>	18360	LV510346	22940
	100A	LV510337 <input checked="" type="checkbox"/>	18360	LV510347 <input checked="" type="checkbox"/>	22940
	125A	LV516332 <input checked="" type="checkbox"/>	20380	LV516342	25310
	160A	LV516333 <input checked="" type="checkbox"/>	27000	LV516343	32170
	200A	LV525332	38890	LV525342 <input checked="" type="checkbox"/>	48190
Breaking Capacity as per IEC 60947-2	Rated Current	Three Pole Reference	Unit MRP [₹]	Four Pole Reference	Unit MRP [₹]
36kA	250A	LV525333	43140	LV525343 <input checked="" type="checkbox"/>	53380
	320A	LV540305	58970	LV540308 <input checked="" type="checkbox"/>	73170
	400A	LV540306	59320	LV540309 <input checked="" type="checkbox"/>	73820
	500A	LV563305 <input checked="" type="checkbox"/>	67250	LV563308 <input checked="" type="checkbox"/>	85170
	630A	LV563307 <input checked="" type="checkbox"/>	77000	LV563310 <input checked="" type="checkbox"/>	97180

Please contact Customer Care Center for Stockable and Non stockable status of references.

NORMAL STOCK ITEMS

W.E.F. June 10th, 2026

EasyPact CVS

Auxiliary Contacts (Changeover) Multifunction

Description	Reference	Unit MRP [₹]
OF or SD or SDE or SDV	29450 <input checked="" type="checkbox"/>	1640
OF or SD or SDE or SDV low level	29452	1990
SDE adapter for trip unit TM or MA or ETS 2.3 #	LV429451 <input checked="" type="checkbox"/>	1520

To be considered alongwith SDE contact for MCCB with TMD/ETS 2.3/MA Trip Unit

Voltage Releases

Description	Shunt Release Reference	Unit MRP [₹]	Undervoltage Reference	Unit MRP [₹]
AC				
220-240 V 50/60 Hz	LV429387 <input checked="" type="checkbox"/>	4740	LV429407 <input checked="" type="checkbox"/>	5880

Installation Accessories

Description	Upto 100A only Reference	Unit MRP [₹]	160/250A Reference	Unit MRP [₹]	400/630A Reference	Unit MRP [₹]
Spreaders & Phase Barriers						
Spreaders (Set of 3) 3P	LV431563_IN <input checked="" type="checkbox"/>	940	LV431563 <input checked="" type="checkbox"/>	1230	32492 <input checked="" type="checkbox"/>	3300
Spreaders (Set of 4) 4P	LV431564_IN <input checked="" type="checkbox"/>	1270	LV431564 <input checked="" type="checkbox"/>	1630	32493 <input checked="" type="checkbox"/>	4130
Phase Barriers (Set of 6)	*		*		LV432570 <input checked="" type="checkbox"/>	1550

Rotary Handles

Description	100/160/250A Reference	Unit MRP [₹]	400/630A Reference	Unit MRP [₹]
Direct rotary handle				
Standard black handle	LV429337 <input checked="" type="checkbox"/>	2400	LV432597 <input checked="" type="checkbox"/>	3620
Extended rotary handle				
Standard extended rotary handle	LV429338_IN <input checked="" type="checkbox"/>	3300	LV432598_IN <input checked="" type="checkbox"/>	5870

Please contact Customer Care Center for Stockable and Non stockable status of references.

NORMAL STOCK ITEMS

W.E.F. June 10th, 2026

AC Miniature Circuit Breakers - xC60 - IS/IEC 60898-1



- Breaking Capacity as per IEC 60898 and IS/IEC 60898-1, $I_{cn} = 10kA$
- Can be used for DC application upto 60V per pole
- Higher Installation Life: Energy Limitation Class 3, Fast Closure Mechanism
- Ease, Speed and Flexibility of installation - Biconnect, Line-Load Reversible
- Field-fittable auxiliaries for advance protection and monitoring
- Positive Contact Indication for assurance of disconnection

[In] Rated Current (A)	1 Pole Reference	Unit MRP [₹]	2 Pole Reference	Unit MRP [₹]	3 Pole Reference	Unit MRP [₹]	4 Pole Reference	Unit MRP [₹]
Module Width**	1 mod		2 mod		3 mod		4 mod	
MOQ	12 Nos.		6 Nos.		4 Nos.		3 Nos.	
B curve								
6	A9N1P06BGN <input checked="" type="checkbox"/>	589	A9N2P06BGN <input checked="" type="checkbox"/>	1857	A9N3P06BGN <input checked="" type="checkbox"/>	3080	A9N4P06BGN	4276
10	A9N1P10BGN <input checked="" type="checkbox"/>	589	A9N2P10BGN <input checked="" type="checkbox"/>	1857	A9N3P10BGN <input checked="" type="checkbox"/>	3080	-	-
16	A9N1P16BGN <input checked="" type="checkbox"/>	589	A9N2P16BGN <input checked="" type="checkbox"/>	1857	A9N3P16BGN <input checked="" type="checkbox"/>	3080	A9N4P16BGN	4276
20	A9N1P20BGN <input checked="" type="checkbox"/>	589	A9N2P20BGN <input checked="" type="checkbox"/>	1857	A9N3P20BGN	3348	-	-
25	A9N1P25BGN <input checked="" type="checkbox"/>	589	A9N2P25BGN	2019	A9N3P25BGN <input checked="" type="checkbox"/>	3080	-	-
32	A9N1P32BGN <input checked="" type="checkbox"/>	589	A9N2P32BGN	2019	A9N3P32BGN <input checked="" type="checkbox"/>	3080	A9N4P32BGN	3934
40	A9N1P40BGN <input checked="" type="checkbox"/>	1277	A9N2P40BGN	4383	A9N3P40BGN	4569	A9N4P40BGN	5974
50	A9N1P50BGN	1393	-	-	A9N3P50BGN	4569	-	-
63	A9N1P63BGN <input checked="" type="checkbox"/>	1295	-	-	A9N3P63BGN <input checked="" type="checkbox"/>	4731	A9N4P63BGN	6029
C curve								
1	A9N1P01CGN <input checked="" type="checkbox"/>	902	A9N2P01CGN <input checked="" type="checkbox"/>	2570	A9N3P01CGN <input checked="" type="checkbox"/>	4057	A9N4P01CGN <input checked="" type="checkbox"/>	5106
2	A9N1P02CGN <input checked="" type="checkbox"/>	902	A9N2P02CGN	2570	A9N3P02CGN <input checked="" type="checkbox"/>	4057	A9N4P02CGN <input checked="" type="checkbox"/>	5106
3	A9N1P03CGN <input checked="" type="checkbox"/>	902	A9N2P03CGN <input checked="" type="checkbox"/>	2570	A9N3P03CGN <input checked="" type="checkbox"/>	4057	-	-
4	A9N1P04CGN <input checked="" type="checkbox"/>	902	A9N2P04CGN <input checked="" type="checkbox"/>	2570	A9N3P04CGN <input checked="" type="checkbox"/>	4057	A9N4P04CGN <input checked="" type="checkbox"/>	5106
6	A9N1P06CGN <input checked="" type="checkbox"/>	535	A9N2P06CGN <input checked="" type="checkbox"/>	1857	A9N3P06CGN <input checked="" type="checkbox"/>	3080	A9N4P06CGN <input checked="" type="checkbox"/>	4150
10	A9N1P10CGN <input checked="" type="checkbox"/>	535	A9N2P10CGN <input checked="" type="checkbox"/>	1857	A9N3P10CGN <input checked="" type="checkbox"/>	3080	A9N4P10CGN <input checked="" type="checkbox"/>	4150
16	A9N1P16CGN <input checked="" type="checkbox"/>	535	A9N2P16CGN <input checked="" type="checkbox"/>	1857	A9N3P16CGN <input checked="" type="checkbox"/>	3080	A9N4P16CGN <input checked="" type="checkbox"/>	4150
20	A9N1P20CGN <input checked="" type="checkbox"/>	535	A9N2P20CGN <input checked="" type="checkbox"/>	1857	A9N3P20CGN <input checked="" type="checkbox"/>	3080	A9N4P20CGN <input checked="" type="checkbox"/>	4150
25	A9N1P25CGN <input checked="" type="checkbox"/>	535	A9N2P25CGN <input checked="" type="checkbox"/>	1857	A9N3P25CGN <input checked="" type="checkbox"/>	3080	A9N4P25CGN <input checked="" type="checkbox"/>	4150
32	A9N1P32CGN <input checked="" type="checkbox"/>	535	A9N2P32CGN <input checked="" type="checkbox"/>	1857	A9N3P32CGN <input checked="" type="checkbox"/>	3080	A9N4P32CGN <input checked="" type="checkbox"/>	4150
40	A9N1P40CGN <input checked="" type="checkbox"/>	1277	A9N2P40CGN <input checked="" type="checkbox"/>	2989	A9N3P40CGN <input checked="" type="checkbox"/>	4691	A9N4P40CGN <input checked="" type="checkbox"/>	6029
50	A9N1P50CGN	1277	A9N2P50CGN	2989	A9N3P50CGN	4691	A9N4P50CGN	6029
63	A9N1P63CGN <input checked="" type="checkbox"/>	1295	A9N2P63CGN <input checked="" type="checkbox"/>	3014	A9N3P63CGN <input checked="" type="checkbox"/>	4846	A9N4P63CGN <input checked="" type="checkbox"/>	6279
D curve								
2	A9N1P02DGN <input checked="" type="checkbox"/>	911	A9N2P02DGN <input checked="" type="checkbox"/>	2598	-	-	-	-
3	A9N1P03DGN <input checked="" type="checkbox"/>	911	A9N2P03DGN	2824	A9N3P03DGN <input checked="" type="checkbox"/>	4119	-	-
4	A9N1P04DGN <input checked="" type="checkbox"/>	911	A9N2P04DGN <input checked="" type="checkbox"/>	2598	A9N3P04DGN <input checked="" type="checkbox"/>	4119	-	-
6	A9N1P06DGN <input checked="" type="checkbox"/>	768	A9N2P06DGN <input checked="" type="checkbox"/>	1946	A9N3P06DGN <input checked="" type="checkbox"/>	3244	-	-
10	A9N1P10DGN <input checked="" type="checkbox"/>	768	A9N2P10DGN <input checked="" type="checkbox"/>	1946	A9N3P10DGN <input checked="" type="checkbox"/>	3244	-	-
16	A9N1P16DGN <input checked="" type="checkbox"/>	768	A9N2P16DGN <input checked="" type="checkbox"/>	1946	A9N3P16DGN <input checked="" type="checkbox"/>	3244	A9N4P16DGN <input checked="" type="checkbox"/>	4303
20	A9N1P20DGN <input checked="" type="checkbox"/>	768	A9N2P20DGN <input checked="" type="checkbox"/>	1946	A9N3P20DGN <input checked="" type="checkbox"/>	3244	A9N4P20DGN <input checked="" type="checkbox"/>	4303
25	A9N1P25DGN <input checked="" type="checkbox"/>	768	A9N2P25DGN <input checked="" type="checkbox"/>	1946	A9N3P25DGN <input checked="" type="checkbox"/>	3244	A9N4P25DGN <input checked="" type="checkbox"/>	4303
32	A9N1P32DGN <input checked="" type="checkbox"/>	768	A9N2P32DGN <input checked="" type="checkbox"/>	1946	A9N3P32DGN <input checked="" type="checkbox"/>	3244	A9N4P32DGN <input checked="" type="checkbox"/>	4303
40	A9N1P40DGN <input checked="" type="checkbox"/>	1379	A9N2P40DGN <input checked="" type="checkbox"/>	3159	A9N3P40DGN <input checked="" type="checkbox"/>	4970	A9N4P40DGN <input checked="" type="checkbox"/>	6232
50	-	-	-	-	A9N3P50DGN	-	-	-
63	A9N1P63DGN <input checked="" type="checkbox"/>	1395	A9N2P63DGN <input checked="" type="checkbox"/>	3197	A9N3P63DGN <input checked="" type="checkbox"/>	5014	A9N4P63DGN <input checked="" type="checkbox"/>	6296

Please contact Customer Care Center for Stockable and Non stockable status of references.

NORMAL STOCK ITEMS

W.E.F. June 10th, 2026

AC Miniature Circuit Breakers - XC60 - IEC - 60947-2



- Breaking Capacity as per IEC 60947-2
 - Icu 15kA - B, C & D Curve: - 1A to 40A
 - Icu 10kA - B & C Curve: - 50 & 63A
 - Icu 6kA - D Curve: - 50 & 63A
- Can be used for DC application upto 60V per pole
- Higher system performance with optimized cost: Cascading*
- Increased System Continuity: Discrimination*
- Higher Installation Life: Energy Limitation Class 3, Fast Closure Mechanism
- Ease, Speed and Flexibility of installation - Biconnect, Line-Load Reversible
- Field-fittable auxiliaries for advance protection and monitoring
- Positive Contact Indication for assurance of disconnection

[In] Rated Current (A)	1 Pole Reference	Unit MRP [₹]	2 Pole Reference	Unit MRP [₹]	3 Pole Reference	Unit MRP [₹]	4 Pole Reference	Unit MRP [₹]
Module Width**	1 mod		2 mod		3 mod		4 mod	
MOQ	12 Nos.		6 Nos.		4 Nos.		3 Nos.	
B curve								
6	A9N1P06BIN ✓	661	A9N2P06BIN ✓	2078	A9N3P06BIN ✓	3449	-	-
10	A9N1P10BIN ✓	661	A9N2P10BIN ✓	2078	A9N3P10BIN ✓	3449	-	-
16	A9N1P16BIN ✓	661	A9N2P16BIN ✓	2078	A9N3P16BIN ✓	3449	-	-
20	A9N1P20BIN ✓	661	A9N2P20BIN ✓	2078	-	-	-	-
25	A9N1P25BIN ✓	661	-	-	A9N3P25BIN ✓	3449	-	-
32	A9N1P32BIN ✓	661	-	-	A9N3P32BIN ✓	3449	A9N4P32BIN ✓	4648
40	A9N1P40BIN ✓	1435	-	-	-	-	A9N4P40BIN ✓	6689
63	A9N1P63BIN ✓	1454	-	-	A9N3P63BIN ✓	5298	A9N4P63BIN ✓	6751
C curve								
1	A9N1P01CIN ✓	1014	A9N2P01CIN ✓	2879	A9N3P01CIN ✓	4543	A9N4P01CIN ✓	5716
2	A9N1P02CIN ✓	1014	A9N2P02CIN ✓	2879	A9N3P02CIN ✓	4543	A9N4P02CIN ✓	5716
3	A9N1P03CIN ✓	1014	A9N2P03CIN ✓	2879	A9N3P03CIN ✓	4543	-	-
4	A9N1P04CIN ✓	1014	A9N2P04CIN ✓	2879	A9N3P04CIN ✓	4543	A9N4P04CIN ✓	5716
6	A9N1P06CIN ✓	601	A9N2P06CIN ✓	2078	A9N3P06CIN ✓	3449	A9N4P06CIN ✓	4648
10	A9N1P10CIN ✓	601	A9N2P10CIN ✓	2078	A9N3P10CIN ✓	3449	A9N4P10CIN ✓	4648
16	A9N1P16CIN ✓	601	A9N2P16CIN ✓	2078	A9N3P16CIN ✓	3449	A9N4P16CIN ✓	4648
20	A9N1P20CIN ✓	601	A9N2P20CIN ✓	2078	A9N3P20CIN ✓	3449	A9N4P20CIN ✓	4648
25	A9N1P25CIN ✓	601	A9N2P25CIN ✓	2078	A9N3P25CIN ✓	3449	A9N4P25CIN ✓	4648
32	A9N1P32CIN ✓	601	A9N2P32CIN ✓	2078	A9N3P32CIN ✓	3449	A9N4P32CIN ✓	4648
40	A9N1P40CIN ✓	1435	A9N2P40CIN ✓	3346	A9N3P40CIN ✓	5251	A9N4P40CIN ✓	6751
50	A9N1P50CIN ✓	1435	A9N2P50CIN ✓	3346	A9N3P50CIN ✓	5251	A9N4P50CIN ✓	6751
63	A9N1P63CIN ✓	1454	A9N2P63CIN ✓	3378	A9N3P63CIN ✓	5426	A9N4P63CIN ✓	7031
D curve								
2	A9N1P02DIN ✓	1022	A9N2P02DIN ✓	2909	-	-	-	-
3	A9N1P03DIN ✓	1022	-	-	A9N3P03DIN ✓	4613	-	-
4	A9N1P04DIN ✓	1022	A9N2P04DIN ✓	2909	A9N3P04DIN ✓	4613	-	-
6	A9N1P06DIN ✓	863	A9N2P06DIN ✓	2180	A9N3P06DIN ✓	3634	-	-
10	A9N1P10DIN ✓	863	A9N2P10DIN ✓	2180	A9N3P10DIN ✓	3634	-	-
16	A9N1P16DIN ✓	863	A9N2P16DIN ✓	2180	A9N3P16DIN ✓	3634	A9N4P16DIN ✓	4819
20	A9N1P20DIN ✓	863	A9N2P20DIN ✓	2180	A9N3P20DIN ✓	3634	A9N4P20DIN ✓	4819
25	A9N1P25DIN ✓	863	A9N2P25DIN ✓	2180	A9N3P25DIN ✓	3634	A9N4P25DIN ✓	4819
32	A9N1P32DIN ✓	863	A9N2P32DIN ✓	2180	A9N3P32DIN ✓	3634	A9N4P32DIN ✓	4819
40	A9N1P40DIN ✓	1550	A9N2P40DIN ✓	3538	A9N3P40DIN ✓	5565	A9N4P40DIN ✓	6979
50	-	-	-	-	A9N3P50DIN ✓	5565	A9N4P50DIN ✓	6979
63	A9N1P63DIN ✓	1567	A9N2P63DIN ✓	3580	A9N3P63DIN ✓	5614	A9N4P63DIN ✓	7049

***Coming Soon

Please contact Customer Care Center for Stockable and Non stockable status of references.

✓ NORMAL STOCK ITEMS

W.E.F. June 10th, 2026

DC Miniature Circuit Breakers - C60H



- Specially designed MCB for enhanced protection in DC installation
- Magnetic Arc Chutes to quick break DC current in event of fault
- Breaking capacity 6kA as per IEC 60947-2
- Voltage Rating: 1P - 250 V DC & 2P - 500 V DC
- Impulse Voltage: 6 kV
- Higher Installation Life: Energy Limiting Class: 3

[In] Rated Current (A)	Module Width 18mm/ module	1 Pole Reference	Unit MRP [₹]	Module Width 18mm/ module	2 Pole Reference	Unit MRP [₹]
MOQ		12 Nos.			6 Nos.	
C60H-DC						
0.5	1	A9N61500	2420	2	A9N61520	5313
1	1	A9N61501 <input checked="" type="checkbox"/>	1765	2	A9N61521 <input checked="" type="checkbox"/>	3642
2	1	A9N61502 <input checked="" type="checkbox"/>	1765	2	A9N61522 <input checked="" type="checkbox"/>	3642
3	1	A9N61503 <input checked="" type="checkbox"/>	1765	2	A9N61523 <input checked="" type="checkbox"/>	3642
4	1	A9N61504 <input checked="" type="checkbox"/>	1765	2	A9N61524 <input checked="" type="checkbox"/>	3642
5	1	A9N61505	1765	2	A9N61525	3642
6	1	A9N61506 <input checked="" type="checkbox"/>	1449	2	A9N61526 <input checked="" type="checkbox"/>	2964
10	1	A9N61508 <input checked="" type="checkbox"/>	1449	2	A9N61528 <input checked="" type="checkbox"/>	2964
16	1	A9N61511 <input checked="" type="checkbox"/>	1449	2	A9N61531 <input checked="" type="checkbox"/>	2964
20	1	A9N61512 <input checked="" type="checkbox"/>	1449	2	A9N61532 <input checked="" type="checkbox"/>	2964
25	1	A9N61513 <input checked="" type="checkbox"/>	1449	2	A9N61533 <input checked="" type="checkbox"/>	2964
32	1	A9N61515 <input checked="" type="checkbox"/>	1671	2	A9N61535 <input checked="" type="checkbox"/>	2964
40	1	A9N61517 <input checked="" type="checkbox"/>	1987	2	A9N61537 <input checked="" type="checkbox"/>	4369
50	1	A9N61518 <input checked="" type="checkbox"/>	1987	2	A9N61538 <input checked="" type="checkbox"/>	4369
63	1	A9N61519 <input checked="" type="checkbox"/>	1987	2	A9N61539 <input checked="" type="checkbox"/>	4369

Special application MCBs



Solar Application – PV DC

- DC MCB for multi string PV installations
- Operating Voltage: 800V DC
- Current Rating up to 25A
- Complies to IEC / EN 60947-2



Rail Application* (including Rolling Stock)

- Shock & vibration resistant (IEC 61373) – Cat 1, Class B
- Complies to EN 45545 HL2
- Complies to IEC / EN 60947-2



UL MCB

- Type: UL1077, UL489
- Breaking Capacity of 10kA
- Complies to IEC 60947-2 / UL1077 / UL489 / CSA

Note:

Please contact nearest Schneider Electric sales office or Customer Care for Reference and prices of Application Specific MCBs

*Rail Application RCDs are also available on demand **18mm/module

Residual Current Devices (RCDs) - For Human and Fire Protection



**30
mA**

Use of **30mA RCDs** is now **mandatory** for all **domestic intallations** in India (NEC 2023)



Schneider Electric provides voltage independent RCDs which work on current sensing technology and provide protection from residual current even at extra low voltages (down to zero volts) and in case of break of neutral.

**SI
Type**

Schneider Electric offers SI RCD built to operate in electrically polluted or installation in aggressive environments:

- Flourescent / Variable lighting with Electronic ballast
- Powerful IT / Telecom equipment / Air conditioning
- Severe Atmosphere - High lighting risk / Swimming pools

* for Measures relating to Safety and Electric supply

AC Residual Current Circuit Breakers - xID



- Complies to IEC/EN 61008-1 and IS 12640
- AC Type
- Selective range available for time based discrimination
- Easy Monitoring: Earth fault indication and Test Button on front face
- Mandatory to use OF-S auxiliary to add any indication or tripping auxiliary

[In] Rated Current (A)	Earth-Leakage Sensitivity (mA)	Module Width 18mm/module	2 Pole Reference	Unit MRP [₹]	Module Width 18mm/module	4 Pole Reference	Unit MRP [₹]
25	30	2	A9N16201	6964	4	A9N16251	9774
	100	2	A9N16203	7729	4	A9N16253	10388
	300	2	A9N16202	7964	4	A9N16252	10694
40	30	2	A9N16204	8198	4	A9N16254	9621
	100	2	A9N16205	8838	4	A9N16255	10445
	300	2	A9N16206	9269	4	A9N16256	10848
63	30	2	A9N16208	9871	4	A9N16258	11141
	100	2	A9N16209	10615	4	A9N16259	12340
	300	2	A9N16210	10829	4	A9N16260	12398
80	30	2	A9N16212	16593	4	A9N16261	19654
	100	2	A9N16213	16870	4	A9N16262	19970
	300	2	-	-	4	A9N16263	20078

AC Residual Current Circuit Breakers (RCCBs) - iID



- Complies to IEC 61008-1
- AC Type
- Degree of pollution: 3 (suitable for industrial environment)
- Electrical ON/OFF indication by using OFSP auxiliary

Poles Description	[In] Rated Current (A)	Earth-Leakage Sensitivity (mA)	Module Width 18mm/module	Reference	Unit MRP [₹]
4P	100	30	4	**A9R11491	On Request
		100	4	**A9R12491	On Request
		30	4	A9R11492	On Request
	125	100	4	A9R12492	On Request
		300	4	A9R14492	On Request

Note: **For 100A RCCB Auxiliary kindly contact Customer Care

AC Residual Current Breaker Overload (RCBO) - DPN N Vigì



- Complies to IEC/EN 61009
- AC Type Tripping characteristics - C curve
- Overvoltage category (IEC 60364): IV
- Suitable for indication & tripping auxiliaries

Poles Description	[In] Rated Current (A)	Earth-Leakage Sensitivity (mA)	Module Width 18mm/module	Reference	Unit MRP [₹]
1P+N	6	30	2	A9N19661	10751
		300	2	A9N19681	10920
	10	30	2	A9N19663	10751
		300	2	A9N19683	10920
	16	30	2	A9N19665	10751
		300	2	A9N19685	10920
	20	30	2	A9N19666	10751
		300	2	A9N19686	10920
	25	30	2	A9N19667	10751
		300	2	A9N19687	10920
	32	30	2	A9N19668	10751
		300	2	A9N19688	10920
	40	30	2	A9N19669	13603
		300	2	A9N19689	13839

Note: Application specific RCDs also available with 10mA, 500mA and 1000mA sensitivities

Please contact nearest Schneider Electric Sales Office or Customer Care Center for Reference and Prices

Please contact Customer Care Center for Stockable and Non stockable status of references.

NORMAL STOCK ITEMS

W.E.F. June 10th, 2026

SI Type Residual Current Circuit Breakers (RCCBs) - xID SI



- Complies to IEC/EN 61008-1
- SI RCDs offer enhanced immunity against Electrical Disturbances; Polluted and Corrosive environments - Guaranteed performance in harsh operating conditions
- Ensures continuity of supply in networks with:
 - Transient overvoltages
 - Loads generating HF leakage current i.e. harmonics
 - Loads generating continuous leakage current
- Ensures tripping on genuine earth fault in networks with:
 - Pulsating DC components
 - HF applications which "Blinds" (non-tripping) the conventional RCDs

[In] Rated Current (A)	Earth-Leakage Sensitivity (mA)	Module Width 18mm/module	2 Pole Reference	Unit MRP [₹]	Module Width 18mm/module	4 Pole Reference	Unit MRP [₹]
25	30	2	A9N16234	15552	4	A9N16321	17333
40	30	2	A9N16237	16334	4	A9N16324	17880
63	30	2	A9N16240	16804	4	A9N16327	18358
63	300	2	A9N16246	16931	4	-	-

Vigi Block for xC60 (Add-on RCD Module, 2 & 4 Pole)



- Flexibility to use MCB of any tripping curve to suit applications, ensuring best 3 in 1 protection
- No auxiliary supply required
- AC Class protection
- Degree of pollution: 3 (suitable for industrial environment)
- Immune to nuisance tripping due to transient over voltages

[In] Rated Current (A)	Earth-Leakage Sensitivity (mA)	Module Width 18mm/module	2 Pole Reference	Unit MRP [₹]	Module Width 18mm/module	4 Pole Reference	Unit MRP [₹]
25	30	1.5	A9N26581	12873	3	A9N26595	16244
	100	1.5	A9N26582	14169	3	A9N26596	14425
	300	1.5	A9N26583	14980	3	A9N26597	15525
63	30	2	A9N26611	15574	3.5	A9N26643	15631
	100	2	A9N26612	16493	3.5	A9N26644	16386
	300	2	-	-	3.5	A9N26645	16988

Note: Vigi Block for High Rating up to 125A (C120) and High Breaking Capacity (NG125) available on demand

SI Type Residual Current Breaker Overload (RCBO) - DPN N Vigi SI



- Complies to IEC/EN 61009
- Ensures continuity of supply in networks with:
 - Transient overvoltages
 - Loads generating HF leakage current i.e. harmonics
 - Loads generating continuous leakage current
- Ensures tripping on genuine earth fault in networks with :
 - Pulsating DC components
 - HF applications which "Blinds" (non-tripping) the conventional RCDs

Poles Description	[In] Rated Current (A)	Earth-Leakage Sensitivity (mA)	Module Width 18mm/module	Reference	Unit MRP [₹]
1P+N	6	30	2	A9N19631	22260
	10	30	2	A9N19632	22260
	16	30	2	A9N19634	22260
		300	2	A9N19644	22260
	25	30	2	A9N19636	22260
	32	30	2	A9N19637	22260
	40	30	2	A9N19638	26358
		300	2	A9N19648	29331

*For Prices, please contact nearest Schneider Electric Sales Office or Customer Care Center are Center for Reference and Prices

Please contact Customer Care Center for Stockable and Non stockable status of references.

NORMAL STOCK ITEMS

W.E.F. June 10th, 2026

Acti 9 Active AFDD

Make active safety your new standard

- Integrated arc fault protection for prevention against electrically ignited fires
- AFDD complies to IEC/EN 62606
- RCD complies to IEC/EN 61009-2-1
- Protection Against Series & Parallel Arc

Acti9 iCV40N VigiARC Active, 30 mA, A-SI type



- Ensures tripping on genuine earth fault in networks with :
 - Pulsating DC components
 - HF applications which “Blinds” (non-tripping) the conventional RCDs
- Available in C Curve Configuration

Poles Description	[In] Rated Current (A)	Earth-Leakage Sensitivity (mA)	Module Width 18mm/module	Reference	Unit LP [₹]
1P+N	6	30	2	A9TDNC606	On Request
	10	30	2	A9TDNC610	On Request
	16	30	2	A9TDNC616	On Request
	25	30	2	A9TDNC625	On Request
	32	30	2	A9TDNC632	On Request
	40	30	2	A9TDNC640	On Request

Acti9 iCV40H VigiARC Active, 30 mA, A-SI type




- Ensures tripping on genuine earth fault in networks with :
 - Pulsating DC components
 - HF applications which “Blinds” (non-tripping) the conventional RCDs
- Available in C Curve Configuration
- Seamless connectivity with Wiser 2.0 & ecostruxre through Panel server

Poles Description	[In] Rated Current (A)	Earth-Leakage Sensitivity (mA)	Module Width 18mm/module	Reference	Unit LP [₹]
1P+N	6	30	2	A9TDND606	On Request
	10	30	2	A9TDND610	On Request
	16	30	2	A9TDND616	On Request
	20	30	2	A9TDND620	On Request
	25	30	2	A9TDND625	On Request
	32	30	2	A9TDND632	On Request

Common Auxiliaries for xC60 / RCDs Range

- Field-fittable auxiliaries (clip fitted) mounted on left side with maximum width of 54mm
- Order: Tripping Auxiliaries (MN first) followed by Indication Auxiliaries (SD first)



Type	Module Width 18mm/module	Reference	Unit MRP [₹]
Indication Auxiliaries			
Acti9 A9N iOF bottom wiring 0.1-6A aux	0.5	A9N26904	1659
Acti9 A9N SD bottom wiring 0.1-6A aux	0.5	A9N26907	2184
Acti9 A9N OF/SD+OF top/bt wir 0.1-6A aux	0.5	A9N26909	2649
Acti9 A9A iOF bottom wiring 0.1-6A aux	0.5	A9A26904	1653
Acti9 A9A iOF/SD+OF t&b wire 0.1-6A aux	0.5	A9A26909	2814
OF+SD24 auxiliary contact (ComReady)	0.5	A9N26899	4755
Protection Auxiliaries – Trip Indication on front face			
MN Under-voltage Release 220-240V AC	1	A9N26960	7867
MSU Over-voltage Release 275V AC	1	A9N26500	8871
Tripping Auxiliaries – Trip Indication on front face			
MX + OF Shunt Release 110-415V AC: for Remote tripping of Circuit Breaker	1	A9N26946	4873
MX + OF Shunt Release 12-24V AC/DC: for Remote tripping of Circuit Breaker	1	A9N26948	4873
Auxiliary Switch for RCCBs – Mandatory for use of Auxiliaries with RCCBs			
Auxiliary switch for RCCB up to 80A (OF-S)	0.5	A9N26923	11201
Auxiliary switch for RCCBs 125A (OFSP)	0.5	A9N16940	4595

Accessories



Type	Description	Reference	Unit MRP [₹]
Rotary Handle*	Breaker Switching Sub-Assembly	27046	8627
Rotary Handle*	Extended, Disconnectable handle	27047	4356
Padlock** (bag of 2)		26970	1759
Aluminum cable terminal**		27060	1035
Spacer		A9N27062	410

* for xC60, C120, DPN N Vigi, C60H-DC, xSW - Multi poles only

Note:

For all above Reference MOQ = 1

Please contact Customer Care Center for Stockable and Non stockable status of references.

NORMAL STOCK ITEMS

W.E.F. June 10th, 2026

Protection Against Lightning Strikes And Switching Surges



For all low voltage switchboards and electrical enclosures:

Comprehensive range

- To ensure the protection of equipment connected to:
- Low voltage networks,
- Telecommunications networks,
- Computer networks.
- Easy to implement and use.
- Compatibility with all earthing systems (TT, TNS, TNC, IT).
- Technical and aesthetic consistency

Continuity of service and certified safety

Schneider Electric certified coordination between the surge arrester and its disconnection circuit breaker.

Compliance with standards: IEC/EN 61643-11.



More and more electrical equipment today is sensitive to overvoltages caused by lightning.



90%

of power outlets supply equipment incorporating electronic devices.



iQuick PRD “built-in” technology surge arresters, a Schneider Electric innovation, incorporate their own disconnection circuit breaker: easy to choose and simple to install for greater effectiveness.



Up to **30%** of installation time saved.

Surge Arresters - Type 1+ 2

- Complies to EN/IEC 61643 -11
- Withdraw able type: Easy Replacement
- Inbuilt SPD health Indicator: Also available with remote signaling
- For protection against Direct lightning surge, Indirect lightning surge, Switching surge
- Iimp up to 25kA & Imax upto 40kA
- **Always use a Back-up MCB with your SPD**
- Maximum Operating Voltage [Uc]: 350V

Surge Arresters - Type 1

Type	Pole Description	Module Width 18mm/module	Reference	Unit MRP [₹]
PRD1 Master	1P	2	16360	-
	1P + N	4	16361	-
	3P + N	8	16363	64107

Surge Arresters - Type 1+ 2



Type	Pole Description	Module Width 18mm/module	Reference	Unit MRP [₹]
PRD1 25r	1P	2	16329	26716
	1P + N	4	16330	47016
	3P	6	16331	75511
	3P + N	8	16332	93819

Surge Arresters iPRD - Type 2 (Withdrawable type) (TT, TN-S, TN-C Systems)



- Complies to IEC 61643-11/2011 T2 and EN 61643-11
- For protection against Indirect lightning surge and Switching surge
- Inbuilt health Indicator
- Response time < 25ns
- I_{max} (8/20 s): 65/40/15/8kA
- Maximum Operating Voltage [Uc]: 340V
- Level of protection, Up: 1.0 - 2.0 kV
- Remote indication contact with 8r/20r/40r/65r
- **Always use a Back-up MCB with your SPD**

Type	Rated Voltage (V)	Pole Description	Module Width 18mm/module	Reference	Unit MRP [₹]
iPRD8	230	1P	1	A9L08100	6545
	230	1P+N	2	A9L08500	12484
	230/400	3P	3	A9L08300	16849
	230/400	3P+N	4	A9L08600	25432
iPRD8r	230	1P+N	2	A9L08501	14966
	230/400	3P+N	4	A9L08601	30519
iPRD20	230	1P	1	A9L20100	7335
	230	1P+N	2	A9L20500	15692
	230/400	3P	3	A9L20300	20088
	230/400	3P+N	4	A9L20600	28401
iPRD20r	230	1P+N	2	A9L20501	18385
	230/400	3P+N	4	A9L20601	34728
iPRD40	230	1P	1	A9L40100	9107
	230	1P+N	2	A9L40500	18074
	230/400	3P	3	A9L40300	25943
	230/400	3P+N	4	A9L40600	36176
iPRD40r	230	1P	1	A9L40101	10196
	230	1P+N	2	A9L40501	23300
	230/400	3P	3	A9L40301	34913
	230/400	3P+N	4	A9L40601	43418
iPRD65r	230	1P	1	A9L65101	13631
	230	1P+N	2	A9L65501	29696
	230/400	3P	3	A9L65301	38751
	230/400	3P+N	4	A9L65601	50282

Please contact Customer Care Center for Stockable and Non stockable status of references.

NORMAL STOCK ITEMS

W.E.F. June 10th, 2026

Spare Cartridges for iPRD



- Spare Cartridges for iPRD8r, iPRD20r, iPRD40r and iPRD65r
- End of life indication available on front face
- These Cartridges are not compatible with Old SPD range (A9L16...)**

Type	Spare Cartridges for	Reference	Unit MRP [₹]
iPRD 65-350	iPRD65r	A9L65102	8533
iPRD 40-350	iPRD40, iPRD40r	A9L40102	6894
iPRD 20-350	iPRD20, iPRD20r	A9L20102	5262
iPRD Neutral	All products (1P+N, 3P+N)	A9L00002	7046
C1 Master-350	PRD1 Master	16314	-
C1 25-350	PRD1	16315	9471
C1 Neutral-350	PRD1 25r, PRD1 Master	16317	11377

iQuick PRD - Type 2 with inbuilt MCB



- Compact SPD with in-built back up MCB - saving on space, MCB selection, wiring time
- Complies to EN/IEC 61643-11
- Withdrawable Type - Cost Efficient - Allows damaged Cartridges to be replaced without having to replace entire SPD
- Inbuilt SPD Health Indicator on front face of device; Remote signaling functionality also available
- Incoming Protection: iQuick PRD 40r (High Risk level) and iQuick PRD 20r (Moderate Risk level)
- Secondary Protection: iQuick PRD 8r is cascade mounted with incoming surge arresters

Type	Pole Description	Module Width 18mm/module	Reference	Unit MRP [₹]
iQuick PRD 8r	1P+N	4	A9L16298	18798
	3P	6.5	A9L16299	30401
	3P+N	7.5	A9L16300	37828
iQuick PRD 20r	1P+N	4	A9L16295	23178
	3P	6.5	A9L16296	36495
	3P+N	7.5	A9L16297	45395
Quick PRD 40r	1P+N	4	A9L16292	28990
	3P	6.5	A9L16293	43432
	3P+N	7.5	A9L16294	53977

Note: Spare / Replacement Cartridges available - For Reference and prices contact nearest sales office or customer care

Photovoltaic Surge Arresters



- Protection for photovoltaic panels and the DC input to the inverter from overvoltages due to a lightning strike
- Type 2 surge arresters
- Should be installed in switchboard inside the building. If switchboard is located outside, it must be weatherproof
- Withdrawable surge arrester allows damaged Cartridges to be replaced quickly
- Inbuilt SPD Health Indicator on front face of device; Remote signaling functionality also available

Type	U (cpv) Maximum Operating Voltage (V)	Module Width 18mm/module	Reference	Unit MRP [₹]
iPRD 40r	800	3	A9L40271	14294
	1000	3	A9L40281	17496

Note: Spare / Replacement Cartridges available - For Reference and prices contact nearest sales office or customer care

Note:

For all above Reference MOQ = 1
Please contact Customer Care Center for Stockable and Non stockable status of references.

NORMAL STOCK ITEMS

W.E.F. June 10th, 2026

Surge Arresters for Communication Networks



- Analogue telephone line protection: iPRC surge arrester wired in series to the private installation input, protects the telephones, the modems (including ADSL) etc
- Protection for 2 low-current lines without common potential or 4 lines with common reference potential
- iPRI protects measuring instrument and PLC sensor inputs and the DC power supply inputs up to 53 V and AC power supply inputs up to 37 V

Type	[Ue] Operational Voltage (V)	Module Width 18mm/module	Reference	Unit MRP [₹]
PRI	48 V DC	1	A9L16339	25494
PRC	130 V AC	1	A9L16337	15284

Isolator - xSW



- Complies to IEC/EN 60947-3
- Switching duty: AC - 22A
- Impulse Voltage
 - Upto 80 - 4kV
 - 100 & 125A - 6kV

Poles Description	[In] Rated Current (A)	Module Width 18mm/module	MOQ	Reference	Unit MRP [₹]
2	40	2	6	A9S2P040	1457
	63	2	6	A9S2P063	1925
3	40	3	4	A9S3P040	2545
	63	3	4	A9S3P063	2981
4	40	4	3	A9S4P040	3221
	63	4	3	A9S4P063	3507
	100	4	3	A9S4P100	5868
	125	4	3	A9S4P125	6485

Selector Switch - iSSW



- Complies to IEC 60947-5-1 and IEC 60669-1
- Rating 20A, 250V AC
- Electrical life (AC22): 30,000 cycles
- Connection: tunnel terminals cables up to 10 sq. mm

No. of positions	Poles Description	Contacts	Module Width 18mm/module	MOQ	Reference	Unit MRP [₹]
2	1	1 C/O	1	12	A9E18070	2539
	2	2 C/O	2	6	A9E18071	3490
	2	1NO + 1NC	1	12	A9E18072	2035
3	1	1 C/O	1	12	A9E18073	2330
	2	2 C/O	2	6	A9E18074	4212

iRO Buzzers



- Audible indication in housing and the tertiary sector
- Sound level of 70dBA at a distance of 60cm

Voltage	Module Width 18mm/module	Reference	Unit MRP [₹]
230V AC	1	A9A15322	2995

Please contact Customer Care Center for Stockable and Non stockable status of references.

NORMAL STOCK ITEMS

W.E.F. June 10th, 2026

iCT Contactors



- Complies to IEC 1095, E N 61095
- 4 operating modes switch on front face :
 - Automatic mode
 - Temporary "ON" mode
 - Permanent "ON" mode
 - Shutdown
- Mechanical contact position Indicator
- Safe installation maintenance: lock the contactor in ON position
- Silent operation (20dB) for entire range

Type	Rating (A)	No. of Contacts	Module Width 18mm/module	Reference	Unit MRP [₹]
1P	25	1NO	1	A9C20731	3588
	16	2NO	1	A9C22712	3692
2P	25	2NO	1	A9C20732	4498
	40	2NO	2	A9C20842	9507
	63	2NO	2	A9C20862	9652
3P	25	3NO	2	A9C20833	5689
	40	3NO	2	A9C20843	12629
	63	3NO	3	A9C20863	13726
4P	25	4NO	2	A9C20834	5957
	40	4NO	2	A9C20844	14711
	63	4NO	3	A9C20864	15520
	63	2NO + 2NC	3	A9C20868	17940

Note: 100A Contactor in 2P / 4P - available on request

iTL Impulse Relays



- Complies to IEC/EN 60669-2-2
- Safe maintenance: disconnection of remote control by selector switch
- Manual Controls on front face: 0-I toggle
- Mechanical contact position Indicator
- Maximum 5 operations/min. and 100 switching operations/day
- Degree of pollution: 3 (suitable for industrial environment)

Type	Rating (A)	Control Voltage	No. of Contacts	Module Width	Reference	Unit MRP [₹]
1P	16	230-240 VAC	1NO	1	A9C30811	2414
	32	230-240 VAC	1NO	1	A9C30831	3039
2P	16	230-240 VAC	2NO	1	A9C30812	3815
4P	16	230-240 VAC	4NO	2	A9C30814	7374

iIL Indicator Lights



- Complies to IEC 60947-5-1
- Indicator light with LED technology
- Service life 100,000 hours with constant luminous efficiency

Type	Colour	Module Width 18mm/module	Reference	Unit MRP [₹]
Single Indicator light	Red	1	A9E18320	2520
	Green	1	A9E18321	2520
	Blue	1	A9E18323	2520
	Orange	1	A9E18324	2520
3 phase voltage presence light	Red/Red/Red	1	A9E18327	7416
Single Push Button (1 NO+ 1NC)	Grey	1	A9E18033	3362

Note: For all above Reference MOQ = 1

Please contact Customer Care Center for Stockable and Non stockable status of references.

NORMAL STOCK ITEMS

W.E.F. June 10th, 2026

Communication Auxiliaries



Description	Module Width	Reference	Unit MRP [₹]
OF+SD24	0.5	A9N26899	4755
iACT24	1	A9C15924	31654
iATL24	1	A9C15424	23712

Reflex iC60 - Integrated Control & Overcurrent Protection Device



- All in One Solution: MCB + Contactor + Impulse Relay + Auxiliary
- 10kA Breaking capacity as per IEC/EN 60947-2
- Ti24 interface: Connection to PLC, Smartlink
- 3 operating modes to cater to a variety of applications
- Safe lock down with Integrated Padlocking
- Simplified maintenance: Front face Indicator allows better reliability

[In] Rated Current (A)	2 Pole Reference	Unit MRP [₹]	3 Pole Reference	Unit MRP [₹]	4 Pole Reference	Unit MRP [₹]
Module Width **	4.5 mod		5.5 mod		6.5 mod	
B Curve						
10	A9C61210	76697	-	-	-	-
C Curve						
10	A9C62210	81436	A9C62310	87220	-	-
16	A9C62216	81436	A9C62316	84206	A9C62416	87625
25	A9C62225	77548	A9C62325	82547	-	-
40	A9C62240	81676	-	-	A9C62440	95796
63	-	-	-	-	A9C62463	98290

Note: **18mm/module



Schneider Electric India Pvt. Ltd.

Corporate Office: 15th Floor, DT-4 Downtown, DLF Phase 3, Sector 25A, Gurugram, Haryana - 122002

Ahmedabad

Schneider Electric India (P) Ltd.
1506-1507, 15th Floor Shapth-5
Opp.Karnavati Club, SG Highway,
Ahmedabad, Gujarat - 380015
Tel.: 079-66826701

Bengaluru

Schneider Electric India (P) Ltd.
No. 3/1, JP Techno Park
Mezzanine Floor, Millers Tank Bund
Road, Vasanth Nagar
Bengaluru - 560052
Tel.: 080-71481351

Bhubaneswar

Schneider Electric India (P) Ltd.
Workloop Co-Working in the property
Office No. 316, Esplanade One Mall
Rasulgarh, Bhubaneswar - 751010

Chennai

Schneider Electric India (P) Ltd.
No: 29, 2nd Floor,
Bannari Amman Towers, B-Block
Dr. Radhakrishnan Road, Mylapore
Chennai - 600 004
Tel.:044-71912000

Cochin

Schneider Electric India (P) Ltd.
Alapatt Properties Private Limited
(Trade Name: Centre A)
Main Door Number: 66/4971
(Old Door Number: 40/6584-H)
7th Floor Alapatt Heritage Building
MG Road Kochi - 682035

Coimbatore

Schneider Electric India Pvt. Ltd.
Mikro Grafeo Services Pvt Ltd.,
Elysium Tower, #21, A.T.T
Colony, Near Honda Office,
Coimbatore, Tamil Nadu - 641018

Hyderabad

Schneider Electric Pvt. Ltd.
4B-4th Floor, Gumidelli Towers,
Prakash Nagar, Begumpet,
Hyderabad - 500016

Indore

Schneider Electric India (P) Ltd.
219, Dhan Trident Building
Vijay Nagar, A.B.Road
Indore - 452001

Jaipur

Schneider Electric India (P) Ltd.
Jaipur Business Centre 309
3rd Floor, Sangam Tower 190
Church Road, Jaipur - 302001
Tel.: 0141-2374810

Kolkata

Schneider Electric (I) Pvt. Ltd.
BN3, Salt Lake, Sector V,
Kolkata - 700091

Lucknow

Schneider Electric India (P) Ltd.
Summit, Plot No. TCG 3/3
6th Floor, 604A/B/C, Vibhuti Khand
Gomti Nagar, Lucknow
Uttar Pradesh - 226010
Tel.: 0522-3500334

Ludhiana

Schneider Electric India (P) Ltd.
SCO 23, 2nd Floor,
Chandigarh Road, Sector 32
Ludhiana, Punjab -141010
Tel.: 0161- 5203011

Mohali

Schneider Electric India (P) Ltd.
2nd Floor, Tower-A
Bestech Business Tower
Mega Information & Technology Park
Industrial Plot No.1, Phase IX
(Expansion), Mohali - 160059
Tel.: 0172-7198200

Mumbai

Schneider Electric India Pvt. Ltd.
L&T Business Park, Tower B,
7th Floor, TC-II, Gate No.5,
Saki Vihar Road, Powai,
Mumbai - 400072

Nagpur

Schneider Electric India (P) Ltd.
6, Vasant Vihar Complex
W.H.C Road, Shankar Nagar
Nagpur - 440010
Tel.: 0712-2558581

Nashik

Schneider Electric India (P) Ltd.
401, 4th Floor, Rishi Raj Towers
Jehan Circle, Gangapur Road
Nashik - 422013
Tel.: 0253-2344333

New Delhi

Schneider Electric India (P) Ltd.
C-56, Mayapuri Industrial Area, Phase-2
New Delhi - 110064
Tel.: 011-61317400

Pune

Schneider Electric India (P) Ltd.
Amar Caliber, CTS No 911, BMCC Road,
OFF F.C. Road, Deccan Gymkhana,
Shivaji Nagar, Pune - 411007
Tel.: 020-67492500

Vadodara

Schneider Electric India (P) Ltd.
Notus IT Park, 10th Floor, Block-D
Sarabhai Campus, Vadiwadi
Vadodara, Gujarat - 390017

Vishakhapatnam

Schneider Electric India (P) Ltd.
D.N.10-1-43, 1st Floor
Ratnam's Business Centre,
Siripuram Fort, C.B.M.Compound
Visakhapatnam - 530016
Tel.: 0891-6675500

Customer Care Centre

Monday-Saturday, 9 a.m. to 8 p.m.

Toll-free numbers: 1800 419 4272, 1800 103 0011

Email: customercare.in@schneider-electric.com

For more information, visit our website at: www.se.com/in

- All Prices are in Indian Rupees
- Prices are subject to change without prior notice
- Product evolution is a continuous process and Schneider Electric reserves the right to modify/withdraw any product at any time without prior notice
- Prices charged will be as prevailing on the date of dispatch
- Invoice Amount = (MRP – less Applicable discount) + Applicable GST %
- Tax incidence on invoices is basis applicable GST rates
- Invoice amount not to exceed MRP
- Product pictures shown are for illustration purpose only; actual product may vary
- Kindly refer product datasheet for detailed specification
- SE recommends to procure products from our authorized sellers only, list of our authorized sellers can be found on <https://www.se.com/in/en/work/support/locator/partner-map/>

Distributor