



 PriceList




Switching and Controlling Products

With effect from June 10th, 2026



se.com/in

Advancing
Energy Tech

Easy TeSys	
> Easy TeSys Power Contactors (3 Pole)	08
> Easy TeSys Power Contactors (4 Pole)	09
> Easy TeSys Contactor Accessories	10
> Easy TeSys Thermal Overload Relay	12
> Easy TeSys Circuit Breaker for Motor Protection	13
TeSys Control	
> TeSys K Control Relays	18
> TeSys K Power Contactors	18
> TeSys K Accessories	19
> TeSys Capacitor Duty Contactor	20
> TeSys Deca Control Relays	21
> TeSys Deca Power Contactors (3 Pole).....	21
> TeSys Deca Power Contactors (4 Pole).....	22
> TeSys Deca Advanced Contactor (3 Pole) 	29
> TeSys Deca Advanced Contactor (4 Pole) 	29
> TeSys Deca Accessories.....	31
> TeSys Giga Power Contactors.....	39
> TeSys Giga Accessories	40
TeSys Protect	
> TeSys Overload Relay	44
> Electronic Over Current Relay.....	46
TeSys Power	
> TeSys Motor Circuit Breakers	49
> Circuit Breakers for Motor Protection Accessories	53
TeSys Switches	
> TeSys Switches.....	56
TeSys Active	
> TeSys Island	58
> TeSys U	60
> iMCC Relay.....	62
> TeSys Tera 	63



Easy TeSys

Powering Simplicity in
Control Solutions

Easy TeSys provides you **Essential** control and protection for your applications.



www.se.com/in

Schneider
Electric

Easy TeSys

The Easy choice for simplicity and flexibility

- 3 Pole and 4 Pole Power Contactor
- Control Relays
- Thermal Overload Relay
- Circuit Breaker for Motor Protection
- Accessories

A2L certified
upto 50A
for HVAC
applications



HVAC



GenSet



Pumps



Textile



Material
Handling



Packaging



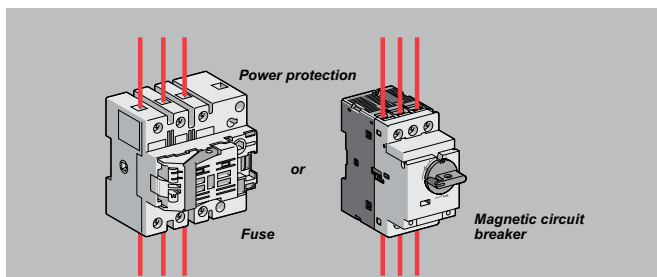
Easy TeSys Range (Available with Type-2 Coordination)

NEW

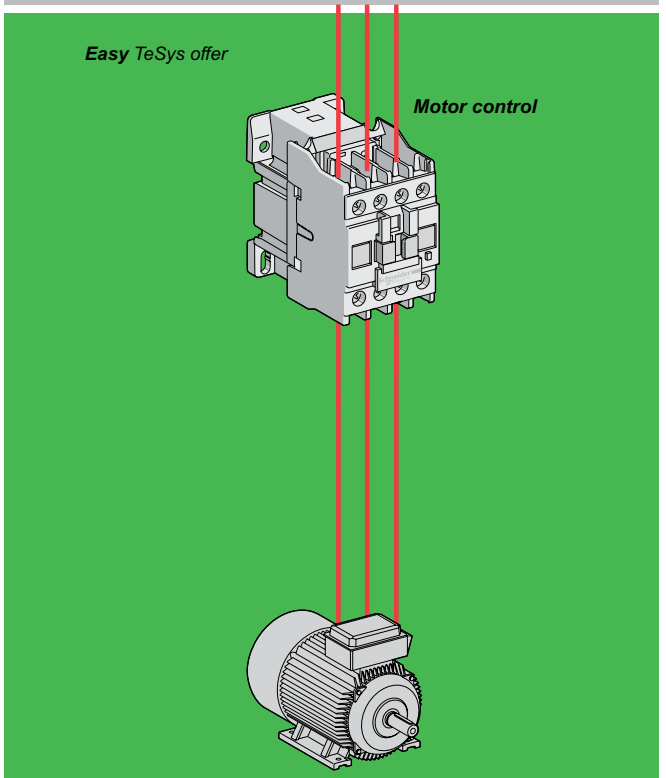
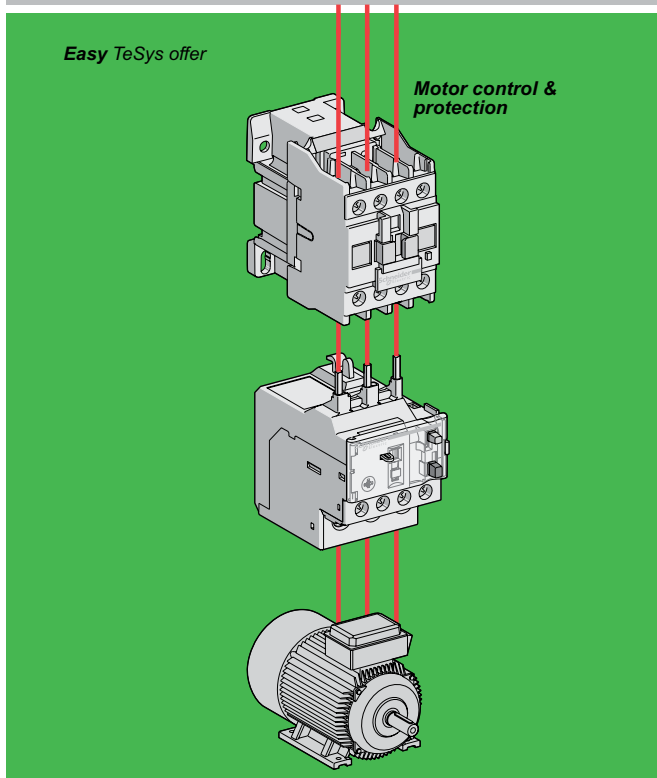
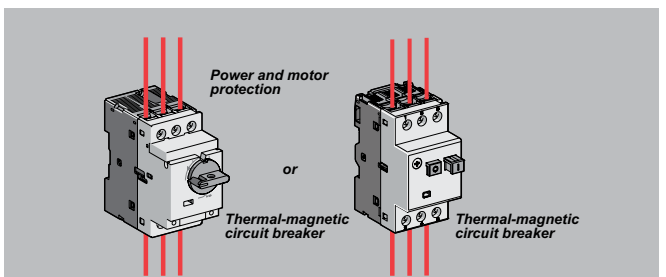
Designed for the essential

Two principles to build your starter solution

2-components solution (Thermal-magnetic circuit breaker + Contactor)



3-components solution (Magnetic circuit breaker or fuse + Contactor + TOR)



To build the essential solutions
in an easy and simple way

Power Contactors LC1E (3 Pole AC Control)



- Conformance to IEC 60947-4-1, CE Marking
- Current Rating: 6A to 630A, AC-3 Rating
- **Type-2 coordination available with Fuse & MPCB upto 15kW**

Frame	[Ie] Rated operational current		Motor Power at 415V, 3Ph, 50Hz		Auxiliary Contacts		Reference	Unit MRP [₹]	
	AC-1	AC-3	HP	kW	NO	NC		M7 (220V)	N5 (415V)
FRAME-1	20 A	6 A	3	2.2	-	1	LC1E0601* <input checked="" type="checkbox"/>	2345	2765
	20 A	6 A	3	2.2	1	-	LC1E0610* <input checked="" type="checkbox"/>	2345	2765
	25 A	9 A	5.5	4	-	1	LC1E0901* <input checked="" type="checkbox"/>	2405	2405
	25 A	9 A	5.5	4	1	-	LC1E0910* <input checked="" type="checkbox"/>	2405	2405
	25 A	12 A	7.5	5.5	-	1	LC1E1201* <input checked="" type="checkbox"/>	2750	2750
	25 A	12 A	7.5	5.5	1	-	LC1E1210* <input checked="" type="checkbox"/>	2750	2750
	32 A	18 A	12	9	-	1	LC1E1801* <input checked="" type="checkbox"/>	3170	3170
	32 A	18 A	12	9	1	-	LC1E1810* <input checked="" type="checkbox"/>	3170	3170
	36 A	25 A	15	11	-	1	LC1E2501* <input checked="" type="checkbox"/>	4315	5105
	36 A	25 A	15	11	1	-	LC1E2510* <input checked="" type="checkbox"/>	4315	4315
FRAME-2	50 A	32 A	20	15	-	1	LC1E3201* <input checked="" type="checkbox"/>	9045	10700
	50 A	32 A	20	15	1	-	LC1E3210* <input checked="" type="checkbox"/>	9045	9045
	50 A	38 A	25	18.5	-	1	LC1E3801* <input checked="" type="checkbox"/>	10550	12645
	50 A	38 A	25	18.5	1	-	LC1E3810* <input checked="" type="checkbox"/>	10550	10550
	50 A	40 A	29	22	-	1	LC1E40B01* <input checked="" type="checkbox"/>	11405	-
FRAME-3	50 A	40 A	29	22	1	1	LC1E40* <input checked="" type="checkbox"/>	14160	14160
	70 A	50 A	34	25/30	1	1	LC1E50* <input checked="" type="checkbox"/>	17230	17230
	80 A	65 A	50	37	1	1	LC1E65* <input checked="" type="checkbox"/>	23345	23345
FRAME-4	110 A	80 A	60	45	1	1	LC1E80* <input checked="" type="checkbox"/>	30365	30365
	120 A	95 A	60	45	1	1	LC1E95* <input checked="" type="checkbox"/>	36385	36385

Frame	[Ie] Rated operational current		Motor Power at 415V, 3Ph, 50Hz		Auxiliary Contacts		Reference	Unit MRP [₹]			
	AC-1	AC-3	HP	kW	NO	NC		M7 (220V)	N5 (415)	M5 (220V)	N7 (415)
FRAME-5	150 A	120 A	75	55	1	1	LC1E120*	-	-	43345	-
	200 A	160 A	120	90	1	1	LC1E160*	-	57235	57235	-
FRAME-6	250 A	200 A	150	110	-	-	LC1E200*	-	78785	78785	-
	300 A	250 A	175	132	-	-	LC1E250*	-	122705	103820	-
FRAME-7	320 A	300 A	215	160	-	-	LC1E300*	-	127815	127815	-
	500 A	400 A	295	220	-	-	LC1E400*	159505	-	-	186710
FRAME-8	700 A	500 A	375	280	-	-	LC1E500*	224675	-	-	-
FRAME-9	1000 A	630 A	500	375	-	-	LC1E630*	316045	-	-	373375

For other coil voltage ratings contactors, please contact Customer Care.

* Reference to be completed by adding coil voltage code

Easy TeSys 3P Power Contactors 06 – 95A, 24V DC Coil



- Power Contactors – 6A to 95A, Control Voltage- 24V DC (launched and commercialized)
- Fully tested, approved, and certified by national, international, and third-party organizations. ISO 9001 ISO 14000
- Conformance to IEC 60947-4-1, CE Marking

Power Contactors LC1E (3 Pole DC Control)

Frame	[Ie] Rated operational current		Motor Power at 415V, 3Ph, 50Hz		Auxiliary Contacts		Reference	Unit MRP [₹] BD
	AC-1	AC-3	HP	kW	NO	NC		
FRAME-1	20 A	6 A	3	2.2	-	1	LC1E0601* ✓	4270
	20 A	6 A	3	2.2	1	-	LC1E0610* ✓	4270
	25 A	9 A	5.5	4	-	1	LC1E0901* ✓	4270
	25 A	9 A	5.5	4	1	-	LC1E0910* ✓	4270
	25 A	12 A	7.5	5.5	-	1	LC1E1201* ✓	4420
	25 A	12 A	7.5	5.5	1	-	LC1E1210* ✓	4420
	32 A	18 A	12	9	-	1	LC1E1801* ✓	5155
	32 A	18 A	12	9	1	-	LC1E1810* ✓	5155
	36A	25 A	15	11	-	1	LC1E2501* ✓	7075
	36A	25 A	15	11	1	-	LC1E2510* ✓	7075
FRAME-2	50 A	32 A	20	15	-	1	LC1E3201* ✓	15470
	50 A	32 A	20	15	1	-	LC1E3210* ✓	15470
	50 A	38 A	25	18.5	-	1	LC1E3801* ✓	17680
	50 A	38 A	25	18.5	1	-	LC1E3810* ✓	17680
FRAME-3	60A	40 A	29	22	1	1	LC1E40** ✓	28635
	70 A	50 A	34	25/30	1	1	LC1E50**	28940
	80 A	65 A	50	37	1	1	LC1E65** ✓	30275
FRAME-4	110 A	80 A	60	45	1	1	LC1E80** ✓	39050
	120 A	95 A	60	45	1	1	LC1E95** ✓	42655

Power Contactors - Easy TeSys (4 Pole AC Control)



- Conformance to IEC 60947-4-1, CE Marking
- Current Rating: 20A to 125A, AC-1 rating
- Available in 4NO and 2NO+2NC Power Pole combination
- Wide Band Coil for all ratings in 220 & 415V AC

Frame	AC-1 Rated operational current [Ie]	Power Poles	Reference	Unit MRP [₹]		
				F7 (110V)	M5WB (220V)	N5WB (415V)
FRAME-1	20	4NO	LC1E06004*IN	3385	2845	-
	25	4NO	LC1E09004*IN	3580	3015	3580
	32	4NO	LC1E12004*IN	-	3140	-
	40	4NO	LC1E18004*IN	3915	3915	3915
FRAME-2	50	4NO	LC1E25004*IN	-	5600	4960
	55	4NO	LC1E32004*IN	-	8380	-
	60	4NO	LC1E38004*IN	9800	9800	9800
FRAME-3	75	4NO	LC1E40004*IN	18475	15270	18475
	85	4NO	LC1E65004*IN	24985	20655	20655
FRAME-4	110	4NO	LC1E80004*IN	31645	26170	-
	125	4NO	LC1E95004*	35690	29500	-

For details on non standard references, technical parameters, accessories, compatibility, stockable and non stockable status please contact Customer Care

✓ NORMAL STOCK ITEMS

W.E.F. June 10th, 2026

Frame	AC-1 Rated operational current [Ie]	Power Poles	Reference	Unit MRP [₹]		
				F7 (110V)	M5WB (220V)	N5WB (415V)
FRAME-1	20	2NO + 2NC	LC1E06008*IN	-	3400	-
	25	2NO + 2NC	LC1E09008*IN	3660	3660	3660
	32	2NO + 2NC	LC1E12008*IN	4665	3915	-
	40	2NO + 2NC	LC1E18008*IN	3945	3945	-
FRAME-2	50	2NO + 2NC	LC1E25008*IN	7050	7050	8380
	55	2NO + 2NC	LC1E32008*IN	-	-	-
	60	2NO + 2NC	LC1E38008*IN	13845	13845	-
FRAME-3	75	2NO + 2NC	LC1E40008*IN	-	20525	24820
	85	2NO + 2NC	LC1E65008*IN	25655	25655	-
FRAME-4	110	2NO + 2NC	LC1E80008*IN	-	36435	-

For other coil voltage ratings contactors, please contact Customer Care.

* Reference to be completed by adding coil voltage code

Control Relays - CAE,

Conformance to IEC60947-5-1, CE Marking

Auxiliary Contacts		Reference	Unit MRP [₹]			
NO	NC		B5	F5	M5	N5
4	0	CAE40*	2815	2360	2360	2360
3	1	CAE31*	2815	2815	2360	2815
2	2	CAE22*	2815	2360	2360	2815

* Reference to be completed by adding coil voltage code and recommended to check availability with Customer Care team

Spare Coil for Contactors

Contactor	Reference
4 Pole Contactors	
LC1E0600*.... LC1E1800*	LAEX1T**
LC1E2500*.... LC1E3800*	LAEX2T**
LC1E4000*....LC1E9500*	LAEX4T**

Control Contactors

CAE*	LAEX12**
------	----------

* Reference to be completed by adding coil voltage code and recommended to check availability with Customer Care team

Accessories - For Easy TeSys Contactors

Description	For Use with	Mounting	Contacts	Reference	Unit MRP [₹]
Auxiliary contact block	LC1E06..E630 & LC1E0600..E9500	FRONT	1NO+1NC	LAEN11 <input checked="" type="checkbox"/>	720
		FRONT	2NO	LAEN20 <input checked="" type="checkbox"/>	720
		FRONT	2NC	LAEN02 <input checked="" type="checkbox"/>	850
		FRONT	2NO+2NC	LAEN22 <input checked="" type="checkbox"/>	1310
		FRONT	4NO	LAEN40 <input checked="" type="checkbox"/>	1310
Star delta timer	LC1E25..E630			LAETSD <input checked="" type="checkbox"/>	5940

Description	For Use with	Coil Voltage	Reference	Unit MRP [₹]
Surge suppressor*	LC1E06...E95	24..48V AC	LAERCE	4500
	LC1E06...E95	110..240V AC	LAERCU	1700

*For higher rating contactors, contact Customer Care

Description	For Use with	Reference	Unit MRP [₹]
Mechanical Interlock	LC1E06..E65 & LC1E0600*..E3800*	LAEM1	1495
	LC1E80/E95 & LC1E4000*...LC1E9500*	LAEM4	4845
	LC1E120..E160	LAEM5	9025
	LC1E200/E250	LAEM6	9210

*Reference to be completed by adding coil voltage

For details on non standard references, technical parameters, accessories, compatibility, stockable and non stockable status please contact Customer Care

NORMAL STOCK ITEMS

W.E.F. June 10th, 2026

3 Pole Accessories Compatibility

Contactor	Built in contacts	LAEN●●	LAETSD	LAERC●	LAEM
LC1E06	1 NO or 1NC	1	-		
LC1E09					
LC1E12					
LC1E18					
LC1E25					
LC1E32	1 or 1			1 ⁽¹⁾	1
LC1E38					
LC1E40					
LC1E65					
LC1E80					
LC1E95	-	2 or 0	1 or 1		
LC1E120					
LC1E160					
LC1E200					
LC1E250					
LC1E300	-	2 or 0	1 or 1		
LC1E400					
LC1E500					
LC1E630					

(1) Suppressor LAERC. to be used for contactor with AC supply; for DC supply, suppressor had been embedded.

4 Pole Accessories Compatibility

Contactor	LAEN●●	LAETSD	LAERC●
LC1E06			
LC1E09			
LC1E12			
LC1E18			
LC1E25			
LC1E32	1 or 1		1
LC1E38			
LC1E40			
LC1E50			
LC1E65			
LC1E80			
LC1E95			

Control Relay Accessories Compatibility

Control Relay	LAEN*	LAERC
CAE	1 of LAEN11 or LAEN20 or LAEN02 or LAEN22	1


Easy TeSys

The performance you need

Circuit breaker

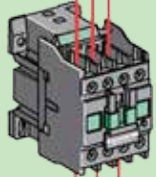
Choose from:

- Easy TeSys GZ1E
- TeSys GV



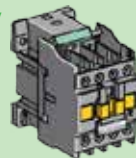
Contactor

- Easy TeSys



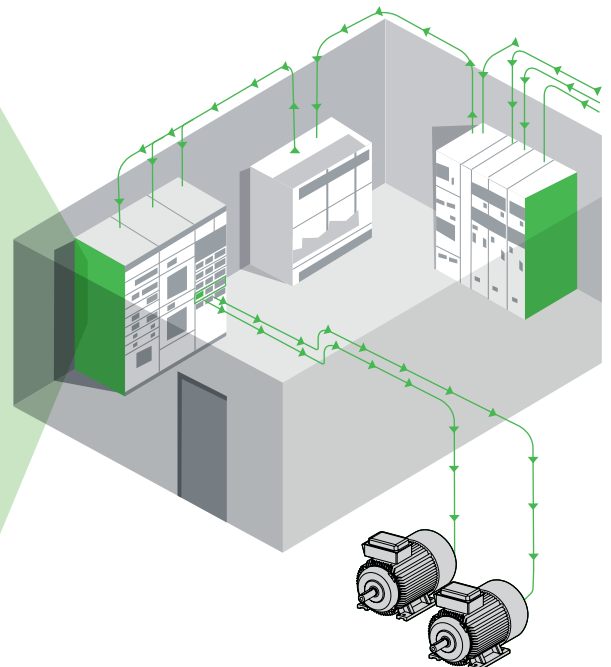
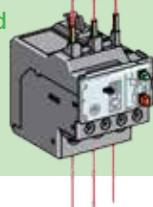
Control Relay

- Easy TeSys



Thermal overload relay (TOR)

- Easy TeSys



For details on non standard references, technical parameters, accessories, compatibility, stockable and non stockable status please contact Customer Care

NORMAL STOCK ITEMS

W.E.F. June 10th, 2026

Thermal Overload Relay - Easy TeSys



- Conformance to IEC 60947-4-1, CE Marking
- Range : 0.1A to 630A
- Tripping Class : 10A
- Direct & Independent mounting

Thermal Protection Adjustment Range	For Use with Contactor	Reference	Unit MRP [₹]
LRE			
0.25...0.4	E06...E38	LRE03	3755
0.4...0.63	E06...E38	LRE04	3755
0.63...1	E06...E38	LRE05 <input checked="" type="checkbox"/>	3755
1...1.6	E06...E38	LRE06 <input checked="" type="checkbox"/>	3755
1.6...2.5	E06...E38	LRE07 <input checked="" type="checkbox"/>	3755
2.5...4	E06...E38	LRE08 <input checked="" type="checkbox"/>	3755
4...6	E06...E38	LRE10 <input checked="" type="checkbox"/>	3755
5.5...8	E09...E38	LRE12 <input checked="" type="checkbox"/>	3755
7...10	E09...E38	LRE14 <input checked="" type="checkbox"/>	3755
9...13	E12...E38	LRE16 <input checked="" type="checkbox"/>	3755
12...18	E18...E38	LRE21 <input checked="" type="checkbox"/>	4165
16...24	E25...E38	LRE22 <input checked="" type="checkbox"/>	4620
23...32	E25...E38	LRE32 <input checked="" type="checkbox"/>	6430
30...38	E38	LRE35 <input checked="" type="checkbox"/>	7245
17...25	E40...E95	LRE322	8170
23...32	E40...E95	LRE353	8170
30...40	E40...E95	LRE355	8170
37...50	E50...E95	LRE357 <input checked="" type="checkbox"/>	8170
48...65	E65...E95	LRE359	10725

Thermal Protection Adjustment Range	For Use with Contactor	Reference	Unit MRP [₹]
LRE			
55...70	E80...E95	LRE361	12705
63...80	E80...E95	LRE363	13265
80...104	E95	LRE365	13265
51...81	E120...E300	LRE480	24830
62...99	E120...E300	LRE481	24830
84...135	E120...E300	LRE482	24830
124...198	E160...E300	LRE483	24830
146...234	E200...E300	LRE484	24830
174...279	E250...E300	LRE485	24830
208...333	E300	LRE486	27060
258...414	E300...E400	LRE487	32930

Accessories for Relay

Accessory	For Relay	Reference	Unit MRP [₹]
Separate Mounting Block	LRE01...LRE35	LAEB1	1340
	LRE322...LRE365	LAEB3	3100

For details on non standard references, technical parameters, accessories, compatibility, stockable and non stockable status please contact Customer Care

NORMAL STOCK ITEMS

W.E.F. June 10th, 2026

Circuit Breaker for Motor Protection - GZ1E - Pushbutton control



- Conformance to IEC60947-1,-2,-4, CE Marking
- Range : 0.1A to 32A
- Breaking Capacity upto 100KA

Motor Protection Circuit Breaker - Easy TeSys

Breaking Capacity at 50 Hz		Thermal Protection Adjustment Range (A)	Reference	Unit MRP [₹]
690 V	500 V			
GZ1-E Thermal Magnetic - With Pushbutton Control				
100 kA	100 kA	0.1 - 0.16	GZ1E01	7135
		0.16 - 0.25	GZ1E02	7135
		0.25 - 0.40	GZ1E03	7135
		0.40 - 0.63	GZ1E04	8305
		0.63 - 1.0	GZ1E05	8305
2 kA	100 kA	1.0 - 1.6	GZ1E06	8145
		1.6 - 2.5	GZ1E07	8145
2 kA	30 kA	2.5 - 4	GZ1E08	8455
		4 - 6.3	GZ1E10	8455
2 kA	8 kA	6 - 10	GZ1E14	9015
		9 - 14	GZ1E16	10155
		13 - 18	GZ1E20	11045
2 kA	5 kA	17 - 23	GZ1E21	11645
		20 - 25	GZ1E22	12230
		24 - 32	GZ1E32	20880

Breaking Capacity at 50 Hz		Magnetic Protection (A)	Reference	Unit MRP [₹]
690 V	500 V			
GZ1-LE Magnetic- With Pushbutton Control				
100 kA	100 kA	1	GZ1LE05	5210
		1.6	GZ1LE06	5210
2 kA	100 kA	2.5	GZ1LE07	5210
		4	GZ1LE08	5210
2 kA	38 kA	6.3	GZ1LE10	5210
		8 kA	GZ1LE14	5210
2 kA	5 kA	14	GZ1LE16	5630
		18	GZ1LE20	5630
2 kA	3 kA	25	GZ1LE22	5630
		32	GZ1LE32	6675

Accessories - Easy TeSys Circuit Breaker for Motor Protection

Description	Mounting	Contacts	Reference	Unit MRP [₹]
Auxillary Contact Block	LH side Mounted	1NO+1NC	GZ1AN11	1335
		2NO	GZ1AN20	1730

Electric Trips

Description	Mounting	Range	Reference	Unit MRP [₹]
Undervoltage	RH Side Mounted	380...400 V (50 Hz)	GZ1AU385	5910
Shunt trip		220...240 V (50 Hz)	GZ1AS225	8560

For details on non standard references, technical parameters, accessories, compatibility, stockable and non stockable status please contact Customer Care

NORMAL STOCK ITEMS

W.E.F. June 10th, 2026



years strong & still innovating!

> Control > Protect > Power > Active

Innovative and connected solutions for motor starters

TeSys is an innovative motor control and management solution from the global market leader. TeSys offers connected, efficient products and solutions for switching and protection of motors and electrical loads in compliance with all major global electrical standards

TeSys Function Names

TeSys components are grouped by function name, for easier identification. These functions are related to motor, power, control and protection.

> TeSys Power:

Components for powering motors




> TeSys Control:

Components for controlling motors




> TeSys Protect:

Components for protecting motors



> TeSys Active:

Connected components for motor circuits





Start smart. Run smart. With TeSys motor controls.

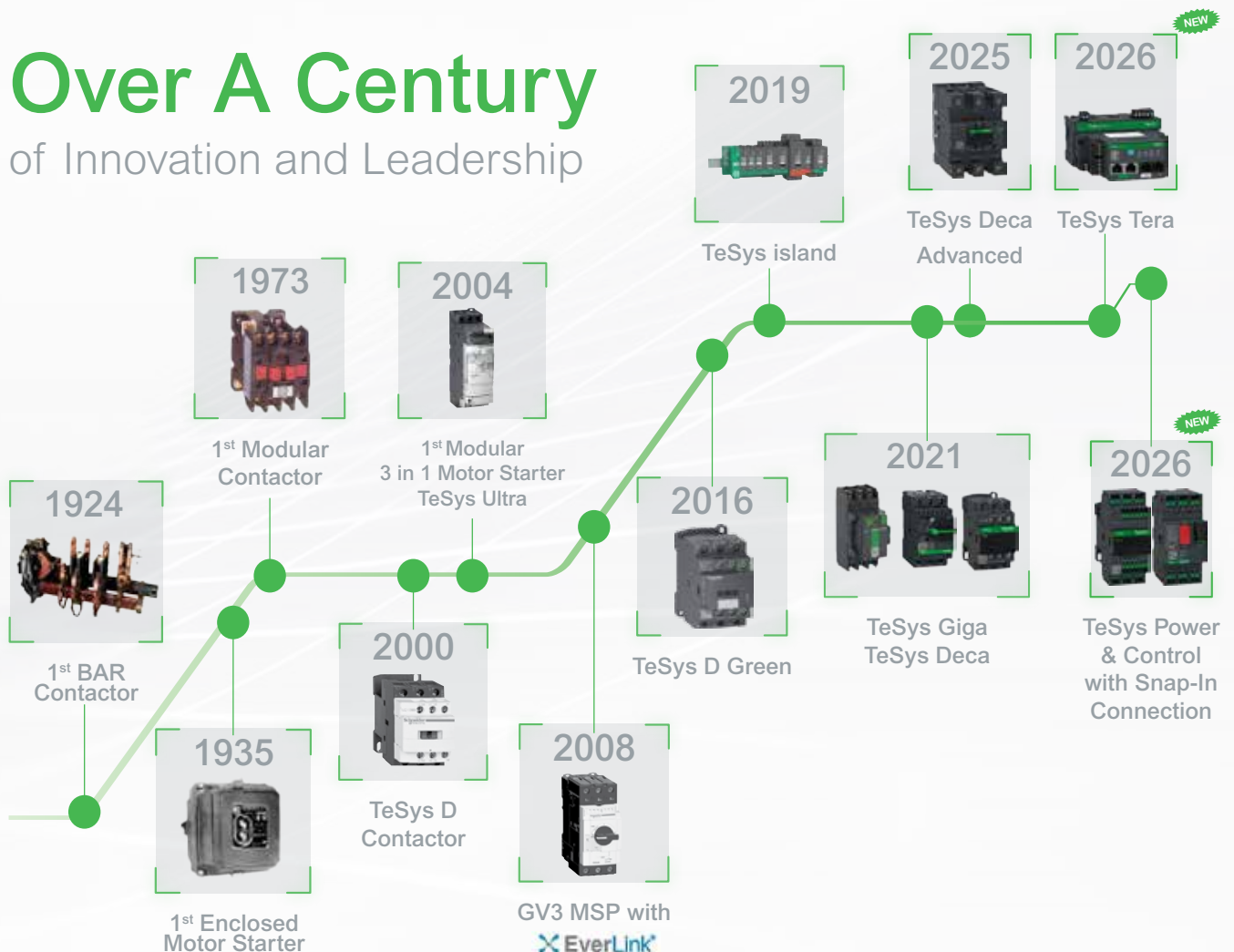
Stay smart with the world's best-selling motor control solutions from the inventor of the world's first contactor - Schneider Electric™.

For over a century, TeSys motor controls have driven the industry with innovations in motor protection, monitoring, and control.

It started with the introduction of the industry's first BAR contactor in 1924, and today, the legacy of innovation is built into every TeSys motor control device.

Best-in-class safety and reliability, plug-and-play architecture, and flexible functionality mean TeSys motor control solutions can meet your requirements across a wide range of applications, from the most common to the most advanced.

Over A Century of Innovation and Leadership



Superior safety for all industries

TeSys motor controls come with all of the isolation, protection and emergency handling you need to comply with international codes. High-contrast covers identify safety-critical devices to prevent inadvertent manual operation. Every TeSys contactor is both mechanically linked and equipped with mirror contacts for safety applications and wherever auxiliary contact state reliability is critical.



HVAC

Ensure 24/7 availability of your HVAC system with reliable products that can reach high ambient temperatures without derating.



Conveying

Decentralize the control cabinet of your conveyor line and benefit from up to 80% space reduction.



Genset

Make certain your generator starts even in the harshest conditions with robust TeSys solutions.



Pumping

Optimize single or multi-drive boosters for industry or infrastructure with energy and cost-effective solutions.



Packaging

Keep pace with the most demanding, high-end packing applications with solutions that can perform 30 million AC53a electrical cycles, like TeSys H.



Oil and Gas

Keep your employees and assets safe and improve uptime in onshore and offshore applications: pipeline operations: LNG and natural gas processing: and refining and petrochemical applications.



Water and Wastewater

Optimize the treatment and delivery of safer water by reducing energy usage and lowering operating costs.



Food and Beverage

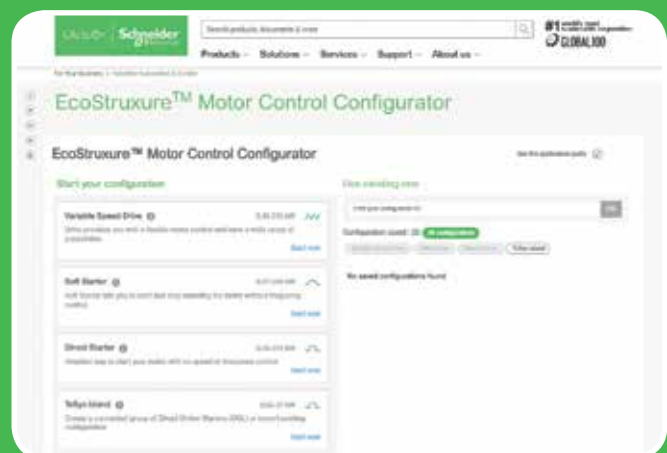
Serve your customers with environmentally friendly products to improve sustainability, efficiency, and flexibility, allowing you to adapt to changing customer habits.

Online selection tool

EcoStruxure™ Motor Control Configurator

For Direct-On-Line and Star-Delta starters, motor circuit breakers with advanced protection, motor management relays, configurations for total coordination, drives, and soft starters.

No matter what kind of starting method you need, our online EcoStruxure™ Motor Control Starter Configurator will help you to quickly and easily select the optimal combination of components to ensure maximized motor safety, protection, and uptime.



Scan or click on
the QR code

TeSys Range

TeSys Component Series Names

Series names are now grouped as per the current ratings

- Series names group conventional components (circuit breakers, contactors, relays, overcurrent relays) by current rating ranges.
 - 0 to 16 A > **TeSys K Series**
 - 9 to 150 A > **TeSys 'Deca' Series**
 - 185 to 800 A > **TeSys 'Giga' Series**.
- TeSys advanced components have a specific classification.
 - 0 to 38 A All-in-one starters > **TeSys 'Ultra' Series**
 - 0 to 80 A Motor Control/Protection/Monitoring system > **TeSys 'island' Series**.

> TeSys K Series

The essential line for motors up to 7.5kW/16A direct on TeSys K series of Motor Starters



> TeSys Deca Series

The industrial standard for motors up to 75kW/150A direct on TeSys Deca series of Motor Starters



> TeSys Giga Series

For large motors up to 450kW/800A direct on TeSys Giga Series



> TeSys Ultra Series

The most compact totally coordinated solution for Motor Starters. For Direct On Line or Reversing Motor Control and Drive Protection upto 18.5kW/38 A on TeSys Ultra series



> TeSys Island Series

Digitally powered monitoring, control and protection of electrical motors up to 37kW/80 A on TeSys Island Series



TeSys Control

TeSys K

Control Relays - K Model (AC & DC Control)



- Conformance IEC, UL, CSA, CE Marking
- Inbuilt 4 auxiliary contacts
- 10A thermal rating
- Available with AC (50/60Hz Dual frequency), DC & DC low consumption coil options

No of Poles	AC Control Reference	Unit MRP [₹]				DC Control Reference ⁽⁴⁾	Unit MRP [₹]		
		B7 (24V)	F7 (110V)	M7 (220V)	N7 (415V)		BD (24V)	FD (110V)	MD (220V)
2NO + 2NC	CA2KN22*	3090	3090	3090	3090	CA3KN22**	4295	4295	4295
3NO + 1NC	CA2KN31*	3090	3090	3090	-	CA3KN31**	4295	4600	4295
4NO	CA2KN40*	3090	3090	3090	3685				

No of Poles	DC low consumption Reference ^{(1) (2) (3)}	Unit MRP [₹]		
		BW3 (24V)	EW3 (48V)	SW3 (72V)
2NO + 2NC	CA4KN22***	5260	6305	5260
3NO + 1NC	CA4KN31***	5260	6530	-
4NO	CA4KN40***	5260	-	-

For other coil voltage ratings regarding above, please contact Schneider Electric customer care.

* Reference to be completed by adding coil voltage code

- (1) Compatible with PLC outputs
 (2) Wide range coil (0.7...1.25Uc), suppressor fitted as standard
 (3) 2 pole auxiliary contact block can be mounted additionally
 (4) Optional in-built surge suppressor available

Power Contactors - K Model (3 Pole AC & DC Control)



- Conformance to IEC, UL, CSA
- Current Rating : 6A to 16A, AC-3 duty
- 1NO or 1NC inbuilt auxiliary contact
- Available in 3P & 4P version
- Available with AC (50/60Hz Dual frequency), DC & DC low consumption⁽⁵⁾ coil options

Motor Power kW at 380/415V	Auxiliary Contacts	AC Control Reference	Unit MRP [₹]				DC Control Reference ⁽⁵⁾	Unit MRP [₹]		
			B7 (24V)	F7 (110V)	M7 (220V)	N7 (415V)		BD (24V)	FD (110V)	MD (220V)
2.2	1NC	LC1K0601*	2730	2730	2730	3320	LP1K0601**	4270	5165	4270
	1NO	LC1K0610*	2730	2730	2730	2730	LP1K0610**	4270	5165	4270
4	1NC	LC1K0901*	2855	2855	2855	3450	LP1K0901**	4645	4645	5000
	1NO	LC1K0910*	2855	2855	2855	2855	LP1K0910**	4645	4645	4645
5.5	1NC	LC1K1201*	3235	3235	3235	-	LP1K1201**	5380	5380	-
	1NO	LC1K1210*	3235	3235	3235	3895	LP1K1210**	5380	6510	-
7.5	1NC	LC1K1601*	3825	3825	3825	-	-	-	-	-
	1NO	LC1K1610*	3825	3825	3825	-	-	-	-	-

For other coil voltage ratings contactors, please contact Customer Care.

* Reference to be completed by adding coil voltage code

(5) For low consumption offer, please contact Customer Care

Reversing Contactors - K Model



- Conformance to IEC, UL, CSA, CE
- Current Rating : 6A to 16A, AC-3 duty
- 1NO or 1NC inbuilt auxiliary contact
- Available in 3P & 4P version
- Available with AC(50/60Hz Dual frequency), DC & DC low consumption⁽⁶⁾ coil options

Motor Power kW at 380/415V	Auxiliary Contacts	AC Control Reference	Unit MRP [₹]	
			F7 (110V)	M7 (220V)
2.2	1 NC	LC2K0601*	9100	9100
	1 NO	LC2K0610*	9100	9100
4	1 NC	LC2K0901*	9710	9710
	1 NO	LC2K0910*	9710	9710
5.5	1 NC	LC2K1201*	10445	10445
	1 NO	LC2K1210*	10005	-
7.5	1 NO	LC2K1610*	11175	-

For other coil voltage ratings contactors, please contact Customer Care.

* Reference to be completed by adding coil voltage code

(6) For current rating and ref please contact Customer Care

For details on non standard references, technical parameters, accessories, compatibility, stockable and non stockable status please contact Customer Care

NORMAL STOCK ITEMS

W.E.F. June 10th, 2026

Accessories - K Model

Description	Mounting	Contacts	Reference	Unit MRP [₹]
Auxiliary contact block	Front	2NC	LA1KN02	1515
	Front	1NO + 1NC	LA1KN11 <input checked="" type="checkbox"/>	1385
	Front	2NO	LA1KN20	1515
	Front	4NC	LA1KN04	2330
	Front	1NO + 3NC	LA1KN13	2330
	Front	2NO + 2NC	LA1KN22 <input checked="" type="checkbox"/>	2330
	Front	3NO + 1NC	LA1KN31	2330
	Front	4NO	LA1KN40	2330

Description	Control Voltage	Range	Reference	Unit MRP [₹]
On Delay Electronic Timer	24..48 V AC/DC	1..30S	LA2KT2E	7625

Description	Coil Voltage	Reference	Unit MRP [₹]
Surge Suppressor - RC Circuit	220..250V AC	LA4KA1U*	1995
Surge Suppressor - Varistor	130..250V AC/DC	LA4KE1UG*	1995
Surge Suppressor - Varistor	50..129V AC/DC	LA4KE1FC*	1995

* Lot size 5

(1) Front mounted with common point changeover contact

TeSys Capacitor Duty Contactor

Capacitor Duty Contactor



Nominal Reactive Power 440V	Auxiliary Contacts	Reference	Unit MRP [₹]	
			M7 (220V)	F7 (110V)
LC1-D•K - with Damping Resistors & Block of Early Make poles				
12.5 kVar	1 NO + 2 NC	LC1DFK	8945	9200
16.7 kVar	1 NO + 2 NC	LC1DGK	12565	12565
21 kVar	1 NO + 2 NC	LC1DLK	14115	-
27 kVar	1 NO + 2 NC	LC1DMK	15480	15480
32 kVar	1 NO + 2 NC	LC1DPK	33725	33725
43 kVar	1 NO + 2 NC	LC1DTK	46460	46460
67 kVar	1 NO + 2 NC	LC1DWK12	52300	52300

For other coil voltage ratings contactors, please contact Customer Care.

* Reference to be completed by adding coil voltage code



Guide for the Design and Production of LV Power Factor Correction Cubicles

For complete information
on selection of capacitor
switching please refer to the
TeSys catalogue

For details on non standard references, technical parameters, accessories, compatibility, stockable and non stockable status please contact Customer Care

NORMAL STOCK ITEMS

W.E.F. June 10th, 2026

TeSys Control

TeSys Deca

The next-generation TeSys Deca series motor starters offer a reliable and robust solution for a faster machine time-to-market. It has a new modern look & feel and is designed to meet the requirements of Electro domestic applications. Ease of operation and reliability is guaranteed with the new multi-standard screws. Digital customer experience is enhanced with a QR embedded from product to packaging.

TeSys Deca Control Contactors (AC & DC Control)



- Conformance to IEC, UL, CSA
- 5 inbuilt auxiliary contacts, in just 2 variants
- Available with AC (50/60Hz Dual frequency), DC & DC low consumption coil options
- High Operating ambient temperature upto 60 Deg C
- Inbuilt surge suppressor for DC & DC low consumption

No of Poles	AC Control Reference	Unit MRP [₹]				DC Control Reference ⁽⁴⁾	Unit MRP [₹]		
		B7 (24V)	F7 (110V)	M7 (220V)	N7 (415V)		BD (24V)	FD (110V)	MD (220V)
3NO + 2NC	CAD32*	3310	3310	3310	3310	CAD32**	4960	4760	4760
5NO	CAD50*	3310	3310	3310	-	CAD50**	4760	4760	4760

No of Poles	DC low consumption Reference ^{(1) (2) (3)}	Unit MRP [₹]		
		BL (24V)	FL (110V)	ML (220V)
3NO + 2NC	CAD32***	6050	7135	10085
5NO	CAD50***	6050	-	-

For other coil voltage ratings contactors, please contact Customer Care.

* Reference to be completed by adding coil voltage code

(1) Compatible with PLC outputs

(2) Wide range coil (0.7...1.25Uc), suppressor fitted as standard

(3) 2 pole auxiliary block can be mounted

Power Contactors - Deca Model (3 Pole AC & DC Control)



- Conformance to IEC, UL, CSA
- Available with AC (50/60Hz Dual frequency), DC & DC low consumption coil options
- High Operating ambient temperature, no derating upto 60 Deg C
- Inbuilt 1NO + 1NC auxiliary contacts upto 150A
- High electrical and mechanical life
- Fuse-less Type 2 Co-ordination Charts available
- EverLink® terminal for 40, 50, 65 & 80A contactors
- Inbuilt surge suppressor in DC coil for 9-80A

AC-1 Rated Operational Current [Ie]	kW	AC-3 Duty			Auxiliary Contacts	AC Control Reference	Unit MRP [₹]		
		HP	A				M7 (220V)	N7 (415V)	F7 (110V)
25	4	5.5	9	1 NO + 1 NC	LC1D09*	3235	3235	3235	
25	5.5	7.5	12	1 NO + 1 NC	LC1D12*	3645	3645	3645	
32	9	12.5	18	1 NO + 1 NC	LC1D18*	4230	4230	4230	
40	11	15	25	1 NO + 1 NC	LC1D25*	5250	5250	5250	
50	15	20	32	1 NO + 1 NC	LC1D32*	10215	10215	10215	
50	18.5	25	38	1 NO + 1 NC	LC1D38*	14530	14530	14530	
60	22	30	40	1 NO + 1 NC	LC1D40A*	15545	15545	15545	
80	25	35	50	1 NO + 1 NC	LC1D50A*	20150	20150	20150	
80	37	50	65	1 NO + 1 NC	LC1D65A*	27960	27960	27960	
80	37	50	80	1 NO + 1 NC	LC1D80A	34950	34950	34950	
125	45	60	80	1 NO + 1 NC	LC1D80*	43210	43210	43210	
125	45	60	95	1 NO + 1 NC	LC1D95*	45005	45005	45005	

For other coil voltage ratings contactors, please contact Customer Care.

* Reference to be completed by adding coil voltage code

For details on non standard references, technical parameters, accessories, compatibility, stockable and non stockable status please contact Customer Care

NORMAL STOCK ITEMS

W.E.F. June 10th, 2026

TeSys Control

TeSys Deca

TeSys Deca Power Contactors (3 Pole DC Low Consumption)

Now available upto 80A with the TeSys Deca Advanced Low Consumption offer

AC-1 Rated Operational Current [Ie]	Motor Power (Long Life) AC3			Auxiliary Contacts	Reference	Unit MRP [₹] BL (24V)
	kW	HP	A			
25	4	5.5	9	1 NO + 1 NC	LC1D09**** ✓	5635
25	5.5	7.5	12	1 NO + 1 NC	LC1D12**** ✓	6315
32	9	12.5	18	1 NO + 1 NC	LC1D18**** ✓	9645
40	11	15	25	1 NO + 1 NC	LC1D25**** ✓	11750
50	15	20	32	1 NO + 1 NC	LC1D32**** ✓	20100

For other coil voltage ratings contactors, please contact Customer Care.

* Reference to be completed by adding coil voltage code

TeSys Deca Power Contactors (4 Pole AC & DC Control)



- Conformance to IEC, UL, CSA
- Available with AC (50/60Hz Dual frequency), DC & DC low consumption⁽¹⁾ coil options
- High Operating ambient temperature, no derating upto 60 deg C

[Ie] Rated Operational Current AC1	Poles Composition	AC control Reference	Unit MRP [₹] M7 (220V)	DC control Reference	Unit MRP [₹]		
					BD (24V)	FD (110V)	MD (220V)
20	4NO	-	-	LC1DT20**	6190	6190	6190
	2NO+2NC	-	-	LC1D098**	6735	6735	6735
25	4NO	-	-	LC1DT25**	7435	7435	7435
	2NO+2NC	-	-	LC1D128**	9705	9705	9705
32	4NO	-	-	LC1DT32**	8170	13850	9795
	2NO+2NC	-	-	LC1D188**	11050	13220	11050
40	4NO	-	-	LC1DT40**	12805	12805	12805
	2NO+2NC	-	-	LC1D258**	16880	16880	16880
60	2NO+2NC	-	-	LP1D40008**	33685	40370	33685
80	2NO+2NC	-	-	LP1D65008**	45285	45285	-
125	4NO	-	-	LP1D80004**	49060	58775	-
	2NO+2NC	-	-	LP1D80008**	56595	67805	56595

Note: Please contact Customer Care for 4 Pole AC coil contactor details

For current rating and ref please contact Customer Care

For other coil voltage ratings contactors, please contact Customer Care.

* Reference to be completed by adding coil voltage code

For details on non standard references, technical parameters, accessories, compatibility, stockable and non stockable status please contact Customer Care

✓ NORMAL STOCK ITEMS

W.E.F. June 10th, 2026



TeSys Control Motor Switching Solutions with Fast and Reliable SNAP IN Connections up to 32 amp (AC-3/AC-3e)



Spring-type terminals are now upgraded to **SNAP IN** connections
- delivering a more robust, reliable, and user-friendly solution!

TeSys Deca Power Contactors



It's so **QUICK**
as one second

- Up to 92% time saving compared with other connection technology

TeSys Deca Control Contactors



TeSys Deca Motor Contactors SNAP IN Type

LC1D	09	A*	CAD	32	A*
Power Contactor TeSys Deca series, 3P	AC-3/AC-3e Rating 09: 09 amp 12: 12 amp 18: 18 amp 25: 25 amp 32: 32 amp	Main Terminal 3: Spring ↓ Getting Replaced with A: SNAP IN NEW	Control Contactor TeSys Deca series	No. of Poles 32: 3NO+2NC 50: 5NO	Main Terminal 3: Spring ↓ Getting Replaced with A: SNAP IN NEW

Note: * Reference to be completed by adding coil voltage code
For coil voltage ratings contactors, please contact the respective sales representative

For price details, please contact the respective sales representative.

Simplicity with just 1 click for 1 second

It's so **EASY** as one hole, one pusher, one click.

- No special tool skills needed.
- No wiring tool needed regardless of flexible, solid or fine-stranded conductors



Simplicity It's so QUICK!

- Electrical connection under one second
- Up to 92% faster than traditional technologies

Scalability READY-TO-ROBOT!

- The first contactor suitable for fully automatic mounting and wiring.

Scalability Comprehensive solution!

- Up to 32 amp (AC-3/AC-3e) motor switching solution thanks to extensive accessories

Simplicity It's so EASY!

- The world's first self-explanatory clamping technology. One hole, one pusher, one click.
- Solid and flexible wires with or without cable end can be connected without any tools.

Reliability It's so SECURE!

- Your peace of mind with every connection through, a clearly audible click and the pusher moves forwards.

Reliability General benefits

- Each connection has a testing point for diagnostics
- Maintenance-free clamping technology
- One-handed unwiring






Reliability from install to maintain

It's so SECURE

- Clear indication by a sound and visual feedback as confirmation to the electricians

 <p>Delivery status</p>	 <p>Wiring</p>	 <p>Clamping</p>
<p>The device is supplied with a preloaded spring. The switching status of the preloaded terminal point is indicated by the position of the pusher.</p>	<p>The stripped wire can be easily and securely inserted into the terminal point without any further preparation.</p>	<p>When the wire touches the ground contact of the terminal, the spring of the clamping point is released and shoots the terminal. This changes the position of the pusher and a clear 'click' can be heard.</p>

Reliability benefits the whole customer journey

<p>Testing</p>	<p>Operation</p>	<p>Maintenance</p>
<p>Measuring point of each connection</p>	<p>Maintenance-free clamping technology</p>	<p>One-handed unwiring</p>
<p>Ideal for final acceptance tests as well as maintenance & service</p>  <p>Safety of Your Machines Depend on Smart Solutions</p>	<p>Robust against vibrations and shocks</p>  <p>Continuous pressure force</p>	<p>First reset all pushers. Then all wires can then be removed without using any force.</p> 



TeSys Deca Advanced

The Revolutionary Electronic Coil Contactor



Complete range in 4 frame sizes:

09-12-18A

25-32-38A

40-50-65-80A

115-150A **NEW**

-80%

Up to 80% less energy consumption than a traditional electromechanical motor starter

10X Reduction
in references

Few set of references covering the complete voltage range for AC and DC

-35%

Small in size & high current handling capacity

PLC Compatible

Direct connection to a PLC without the need for an interposing relay

SEMIF47

High uptime thanks to wide band coil with high resistance to voltage surges/SEMIF47 conform




Scan to see TeSys Deca Advanced under voltage performance.

TeSys Control

Deca Advanced Contactors

Introduction



TeSys Deca Advanced contactors



9...18 A



25...38 A



40...80 A



115...150 A

Power & switch

- 3 or 4 power poles
- 9 to 150 A (AC-3/AC-3e)
- 25 to 200 A (AC-1)
- Embedded 1 NO + 1 NC auxiliary contacts
- Patent EverLink main power terminals ⁽¹⁾

Efficient design

- Low consumption coils
- High rating within compact size
- Ready for IE3/IE4 high efficiency motor

Remote control

- 24V DC ⁽²⁾, 24...60 V, 48...130 V 100...250 V, 200...500 V AC/DC coils
- PLC direct control available ⁽³⁾
- High resistance to voltage fluctuation
- Embedded surge suppressor

Standards & Certifications

- Multiple standards
- International certifications

⁽¹⁾ for LC1D40A...150A

⁽²⁾ BBE coil for LC1D40A...80A for PLC direct input

⁽³⁾ BNE coil for LC1D09...38, BBE coil for LC1D40 A...80A

TeSys Control

Deca Advanced Contactors

TeSys Deca Advanced Contactors



LC1

Contactor

TeSys Deca
Advanced
series, 3P

D

09

AC3 Rating

09: 09 A
12: 12 A
18: 18 A
25: 25 A
32: 32 A
38: 38 A
40: 40 A
50: 50 A
65: 65 A
80: 66 A
115: 115 A **NEW**
150: 150 A **NEW**

A(6)

Main Terminal

Blank: Screw
A: EverLink
+6: Lug

KUE

Coil voltage (AC/DC)

BBE⁽¹⁾: 24 V DC
BNE: 24...60 V AC/DC
EHE: 48...130 V AC/DC
KUE: 100...250 V AC/DC
LSE⁽²⁾: 200...500 V AC/DC

(1) BBE only for LC1D40A...D80A
(2) LSE only for LC1D115A...D150A

LC1

Contactor

TeSys Deca
Advanced
series, 4P

DT

200

AC3 Rating

60: 60 A
80: 80 A
200: 200 A **NEW**

A(6)

Main Terminal

A: EverLink
+6: Lug

KUE

Coil voltage (AC/DC)

BBE⁽³⁾: 24 V DC
BNE: 24...60 V AC/DC
EHE: 48...130 V AC/DC
KUE: 100...250 V AC/DC
LSE⁽⁴⁾: 200...500 V AC/DC

(3) BBE only for LC1DT60A...DT80A
(4) LSE only for LC1DT200A

TeSys Control

Deca Advanced Contactors

TeSys Deca Advanced Contactor (3 Pole AC/DC Universal Coil)



- Universal AC/DC coil from 24 - 250V
- Special low consumption offer from 40-80A
- Fuseless Type 2 Co-ordination charts available

The Revolutionary Electronic Coil Contactor

AC-1 Rated Operational Current [Ie]	AC3 Duty (Long Life)			Auxiliary Contacts	Reference	BBE (24V DC)	Unit MRP [₹]			
	kW	HP	A				BNE (24-60V AC/DC)	EHE (48-130V AC/DC)	KUE (100-250V AC/DC)	LSE (200-500V AC/DC)
25	4	5.5	9	1 NO + 1 NC	LC1D09	-	8500	8800	7500	-
25	5.5	7.5	12	1 NO + 1 NC	LC1D12	-	8200	6945	7200	-
32	9	12.5	18	1 NO + 1 NC	LC1D18	-	10000	9160	10000	-
40	11	15	25	1 NO + 1 NC	LC1D25	-	12500	10935	11400	-
50	15	20	32	1 NO + 1 NC	LC1D32	-	22220	22220	22220	-
50	18.5	25	38	1 NO + 1 NC	LC1D38	-	23980	28480	23980	-
60	22	30	40	1 NO + 1 NC	LC1D40A	25975	25975	25975	25975	-
80	25	35	50	1 NO + 1 NC	LC1D50A	32600	32600	32600	32600	-
80	37	50	65	1 NO + 1 NC	LC1D65A	36970	36970	36970	36970	-
80	37	50	80	1 NO + 1 NC	LC1D80A	44870	44870	44870	44870	-
200	59	80	115*	1 NO + 1 NC	LC1D115A NEW	-	57655	58365	58705	61560
200	80	110	150*	1 NO + 1 NC	LC1D150A NEW	-	61305	63075	59940	64295

For other coil voltage ratings contactors, please contact Customer Care.

* Reference to be completed by adding coil voltage code

TeSys Deca Advanced Power Contactors (4 Pole AC & DC Control)

[Ie] Rated Operational Current AC-1	Poles Composition	Auxiliary Contacts	AC & DC Control Reference	BBE (24V DC)	Unit MRP [₹]			
					BNE (24-60V AC/DC)	EHE (48-130V AC/DC)	KUE (100-250V AC/DC)	LSE (200-500V AC/DC)
60	4NO	1NO + 1NC	LC1DT60A	25565	31000	27325	27325	-
80	4NO	1NO + 1NC	LC1DT80A	38365	39800	39800	38365	-
200	4NO	1NO + 1NC	LC1DT200A NEW	-	71715	76620	76075	80075

Coil Voltage Code

Type	Voltage	24-60V AC/DC	48-130V AC/DC	100-250V AC/DC	200-500V AC/DC
AC/DC*	LC1D09 - D38, LC1D40A - 80A, LC1DT60A - 80A	BNE	EHE	KUE	
	LC1D115A - 150A NEW	BNE	EHE	KUE	LSE
24V DC Low Consumption*	LC1D40A - 80A, LC1DT60A - 80A	BBE (24V DC only)	-	-	

For other coil voltage ratings contactors, please contact Customer Care.

* Reference to be completed by adding coil voltage code

For details on non standard references, technical parameters, accessories, compatibility, stockable and non stockable status please contact Customer Care

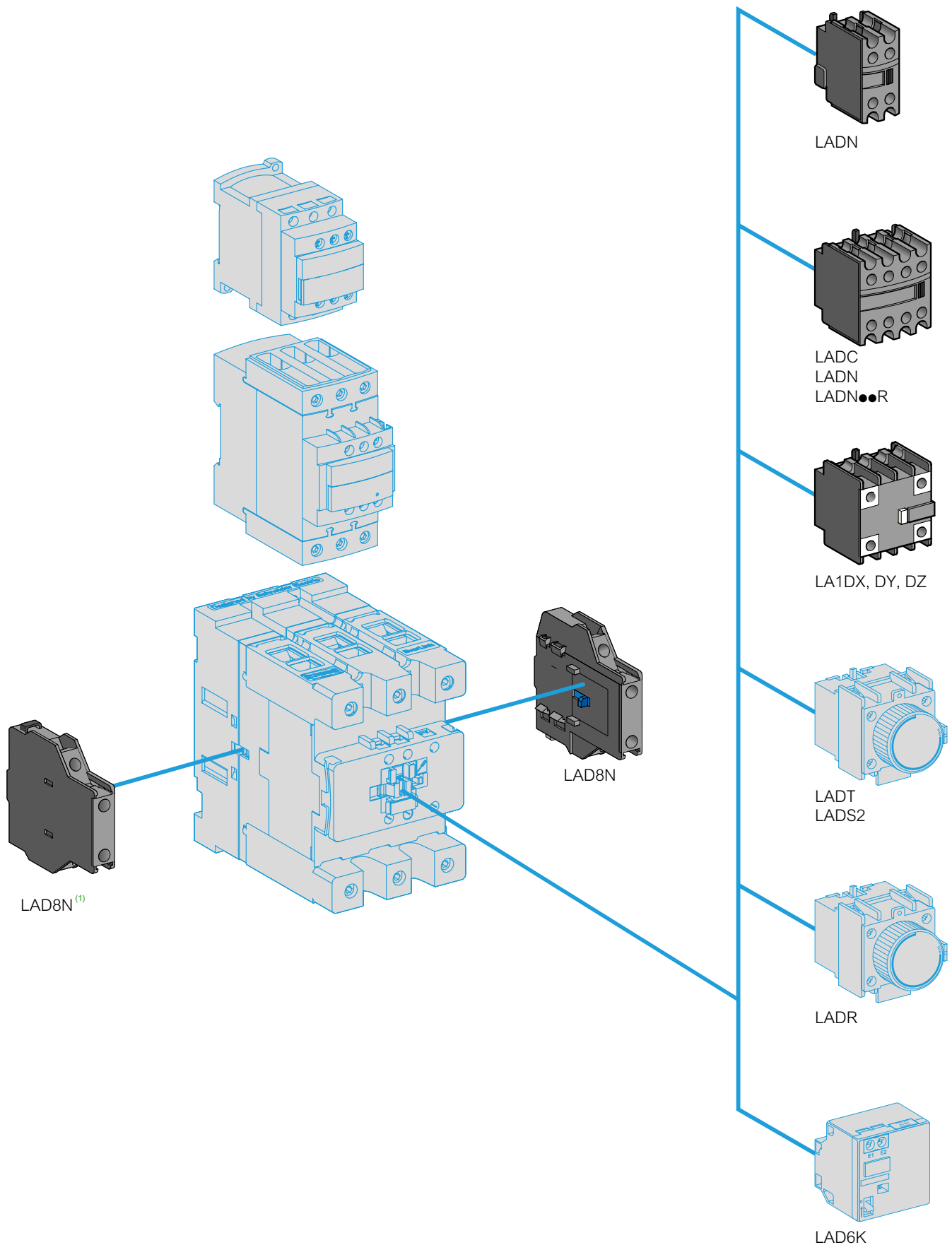
NORMAL STOCK ITEMS

W.E.F. June 10th, 2026

TeSys Control

Deca Advanced Contactors

Introduction



(1) No left side mounting on Deca Advanced contactors up to LC1D38.

TeSys Control

TeSys Deca

Description	For use with	Reference	Unit MRP [₹]
Power connection accessories			
Terminal block	For supply to one or more GV2 G busbar sets	GV1G09	4065
Set of 63A busbars for paralleling of contactors	2 contactors LC1D09...D18 or D25...D38	GV2G245	4000
	4 contactors LC1D09...D18 or D25...D38	GV2G445	6290
Set of 115A busbars for paralleling of contactors	2 contactors LC1D40A...D80A	GV3G264	7180
	3 contactors LC1D40A...D80A	GV3G364 ⁽¹⁾	3840
Set of S-shape busbars	For circuit breakers GV3P** & GV3L** and contactors LC1 D40A...D65A	GV3S	2875

**Not applicable for GV3P/GV3L 73A and 80A



GV2G245

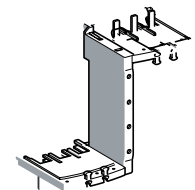


GV1G09

Description	For use with	Reference	Unit MRP [₹]
Mechanical interlock	LC1D09 to D38(1)	LAD9V2	1430
	LC1D40A to D65A(1)	LAD4CM	2905
	LC1D80 and D95 (for AC control voltage)	LA9D4002	6360
	LC1D80 and D95 (for DC control voltage)(2)	LA9D8002	9470

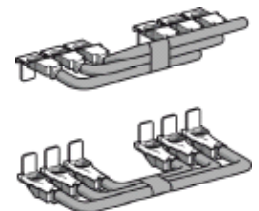
(1) With this set of busbars, any one contactor can be supplied directly by its EverLink® double cage power terminal block. The other two contactors are supplied by the busbar set. The 115A limitation is therefore applied to these two contactors.

(2) With electrical interlock



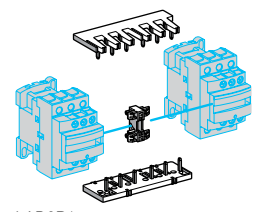
GV3S

Description	For use with	Reference	Unit MRP [₹]
Power Connection for Reversing			
Kit Comprising :	LC1D09 to D38	LAD9V5	1185
1. A set of parallel bars	LC1D09 to D38	LAD9V6	1485
2. A set of reverser bars.	LC1D40A to D80A	LA9D65A69	6170
	LC1D80 and D95 (for AC control voltage)	LA9D8069	13215
	LC1D80 and D95 (for DC control voltage)	LA9D8069	13215



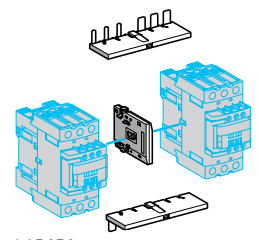
LA9 D8069

Description	For use with	Reference	Unit MRP [₹]
Reversing Kit			
Kit Comprising :			
1. A mechanical interlock LAD 9V2 with electrical interlocking LAD 9V1	LC1D09 to D38	LAD9R1V	2970
2. A set of power connections LAD 9V5 (parallel) and LAD 9V6 (reversing).			
Kit Comprising :			
1. A mechanical interlock LAD 9V2 without electrical interlocking	LC1D09 to D38	LAD9R1	2995
2. A set of power connections LAD 9V5 (parallel) and LAD 9V6 (reversing).			
Kit Comprising :			
1. A mechanical interlock LAD 4CM	LC1D40A to D80A	LAD9R3	7050
2. A set of power connections LA9 D65A69.			



LAD9R1

Description	For use with	Reference	Unit MRP [₹]
Star Delta Kit			
Time delay contact block LAD S2 (LC1D09...D80),	LC1D09 and D12	LAD91217	11150
Power circuit connections (LC1D09...D80),	LC1D18 to D32	LAD93217	14335
Hardware required for fixing the contactors onto the mounting plate (LC1D80)	LC1D40A and D50A	LAD9SD3	28970
	LC1D80	LA9D8017	32175



LAD9R3

Description	For use with	Reference	Unit MRP [₹]
EverLink® terminal block for independent mounting	LC1D40A to D80A	LAD96560	5390



LAD91217



LAD9SD3



LA9D8017



LAD96560

For details on non standard references, technical parameters, accessories, compatibility, stockable and non stockable status please contact Customer Care

✓ NORMAL STOCK ITEMS

W.E.F. June 10th, 2026

TeSys Control

TeSys Deca

Description	Time Delay Range	Timer Type	Reference	Unit MRP [₹]
On delay timer ^{(1) (2)}	15...30 s	on delay	LA4DT2U	10880
On delay timer ^{(1) (2)}	0.1...2 s	on delay	LA4DT0U	10880
On delay timer ^{(1) (2)}	25...500 s	on delay	LA4DFB	10015
Relay interface module - 24V DC ^{(1) (2)}	-	-	LA4DT4U	12180

(1) For LC1 D09...38A (3P, AC coils only) add mounting adaptor LAD4BB and for LC1 D40A...65A (3P, AC coils only), add mounting adaptor LAD4BB3.

(2) For LC1D80...150 (3P), direct mounting, for 100-250V AC Coils only.

Description	For use with	Reference	Unit MRP [₹]			
			B (24V) (AC/DC)	E (42/48V) (AC/DC)	F (110/127V) (AC/DC)	M (220/240V) (AC/DC)
TeSys Deca Model Mechanical Latch Blocks						
Front, Clip-on	LC1D09...D38 (a or c) LC1DT20...DT40 (a or c) LC1D40A...D65A (3P a or c) LC1DT60A and DT80A (4P a or c)	LAD6K10*	13065	13065	13065	13065
	LC1D80...D150 (3P a) LC1D80 and D115 (3 P c) LC1D80 (4 P a) LC1D80 and D115 (4 P a) LP1D80 and LC1D115 (4 P c)	LA6DK20*	13635	15300	15300	13635

* Reference to be completed by adding coil voltage code and recommended to check availability with Customer Care team

Spare Coils TeSys Deca Model

Product Compatibility	Reference
AC Coils	
CAD, LC1-D09...D38, DT20..40	LXD1*
LC1D40A, D50A, D65A & LC1DT60A, DT80A	LXD3*
D80 & D95 (3P & 4P)	LX1D6*
LC1-D115, D150	LX1D8*
DC Coils	
LC1-D80-D95	LX4D7**
LC1-D115, D150	LX4D8**

* Reference to be completed by adding coil voltage code and recommended to check availability with Customer Care team

Coil Voltage Code

Type	Voltage (V)	24	110	220	415
AC*	CAD, LC1-D09...D38, DT20..40, LC1 - D150, LC1D40A, D50A, D65A & LC1DT60A, DT80A, LC1D150 LC1D80, D95, D115	B7	F7	M7	N7

For details on non standard references, technical parameters, accessories, compatibility, stockable and non stockable status please contact Customer Care

NORMAL STOCK ITEMS

W.E.F. June 10th, 2026

Accessories

Description	For use With	Contacts	Reference	Unit MRP [₹]	
Add On Blocks					
Additional instantaneous auxiliary contact blocks	LC1D09 ...LC1D150*	Front Mounted 1NO + 1NC	LADN11	955	
		Front Mounted 2NO	LADN20 ✓	1045	
		Front Mounted 2NC	LADN02	1065	
		Front Mounted 2NO + 2NC	LADN22 ✓	1740	
		Front Mounted 4NC	LADN04	2555	
		Front Mounted 4NO	LADN40 ✓	1740	
		Front Mounted 1NO + 3NC	LADN13	1740	
		Front Mounted 3NO + 1NC	LADN31 ✓	1740	
		LC1D80..LC1D95	Front Mounted 1NO	LADN10	1150
		Front Mounted 1NC	LADN01	1065	

Description	Contacts	Reference	Unit MRP [₹]
Add On Blocks			
Additional instantaneous auxiliary contact blocks	Side Mounted ⁽¹⁾ 1NO + 1NC	LAD8N11	3675
	Side Mounted ⁽¹⁾ 2NO	LAD8N20	3675
Pneumatic timer blocks front mounted	ON delay 1NO + 1NC 0.1..3s	LADT0	6895
	ON delay 1NO + 1NC 0.1..30s	LADT2	6895
	ON delay 1NO + 1NC 10..180s	LADT4	6895
	ON delay 1NO + 1NC 1..30s (2)	LADS2 ✓	7350
	OFF delay 1NO + 1NC 0.1 ..3s	LADR0	6895
	OFF delay 1NO + 1NC 0.1 ..30s	LADR2 ✓	6895
	OFF delay 1NO + 1NC 10..180s	LADR4	6895

(1) Suitable for mounting on TeSys Deca range AC Coil Contactors and Control Relays only

(2) With Switching time of 40 ms between opening of the NC contact and closing of the NO contact recommended for Star - Delta Starters

Accessories compatibility

Contactors		Instantaneous Auxiliary Contacts				Time delay Front Mounted
Type	Number of Poles and Size	Side mounted	Front mounted			
			1 contact	2 contact	4 contacts	
AC & AC/DC	3P LC1D09...D38	1 on LH side	and -	1	or 1	or 1
AC & AC/DC	3P LC1D40A...D80A	1 on LH or 1 on RH side	and -	1	or 1	or 1
AC & AC/DC	3P LC1D80 and D95A (50/60 Hz)	1 on each side	or 2	and 1	or 1	or 1
AC & AC/DC	3P LC1D80 and D95A (50 or 60 Hz)	1 on each side	and 2	and 2	or 1	or 1
AC & AC/DC	3P LC1D115 and D150	1 on LH side	and -	1	or 1	or 1
AC & AC/DC	4P LC1DT20...DT40	1 on LH side	and -	1	or 1	or 1
AC & AC/DC	4P LC1DT60A and DT80A	1 on LH or 1 on RH side	and -	1	or 1	or 1
AC & AC/DC	4P LC1D40008, D65008 and D80	1 on each side	or 1	or 1	or 1	or 1
AC & AC/DC	4P LC1D115	1 on each side	and 1	or 1	or 1	or 1
DC	3P LC1D09...D38	-	-	1	or 1	or 1
DC	3P LC1D40A...D80A	-	-	1	or 1	or 1
DC	3P LC1D80 and D95	-	1	or 1	or 1	or 1
DC	3P LC1D115 and D150	1 on LH side	and -	1	or 1	or 1
DC	4P LC1DT20...DT40	-	-	1	or 1	or 1
DC	4P LC1DT60A and DT80A	-	-	1	or 1	or 1
DC	4P LC1D40008, D65008 and D80	-	2	and 1	or 1	or 1
DC	4P LC1D115	1 on each side	-	and 1	or 1	or 1
LC ⁽³⁾	3P LC1D09...D38	-	-	1	-	-
LC ⁽³⁾	3P LC1DT20...DT40	-	-	1	-	-

(3) LC : Low consumption

For details on non standard references, technical parameters, accessories, compatibility, stockable and non stockable status please contact Customer Care

✓ NORMAL STOCK ITEMS

W.E.F. June 10th, 2026

Accessories

Product Compatibility	Fixing	Control Circuit Voltage	Suppressor Type	Reference	Unit MRP [₹]
Coil Suppressor Modules					
LC1D12...D25 (4P)	Screw	110...240V AC	RC Circuit AC	LA4DA1U	3355
	Screw	12...250V DC	Diode DC	LA4DC1U	3755
	Screw	24...48V AC	Varistor AC/DC	LAD4VE	3255
LC1D09...D38, LC2D09...D38, LC1DT20...DT40, LC2DT20...DT40 (3P)	Screw	24...48V AC 400Hz	RC Circuit AC	LAD4RCE	3255
	Screw	50...127V AC 200Hz	RC Circuit AC	LAD4RCG	2935
	Screw	110...240V AC 100Hz	RC Circuit AC	LAD4RCU <input checked="" type="checkbox"/>	3255
CAD	Screw	110...250V AC	Varistor AC/DC	LAD4VU	3255
	Screw	24...250V DC	Diode DC	LA4DC3U	3355
LC1D80, LC1D95, LC2D80, LC2D95 (3P) LC2D80 (4P), LC1D40008, LC1D65008	Screw	110...250V AC	Varistor AC/DC	LA4DE2U	3205
	Screw	24...48V AC 400Hz	RC Circuit AC	LA4DA2E	3205
	Screw	50...127V AC 200Hz	RC Circuit AC	LA4DA2G	5055
	Screw	110...240V AC 100Hz	RC Circuit AC	LA4DA2U	3355
	Screw	380...415V AC 150Hz	RC Circuit AC	LA4DA2N	5055
	Screw	24...48V DC	Varistor AC/DC	LA4DE3E	3355

For details on non standard references, technical parameters, accessories, compatibility, stockable and non stockable status please contact Customer Care

NORMAL STOCK ITEMS

W.E.F. June 10th, 2026

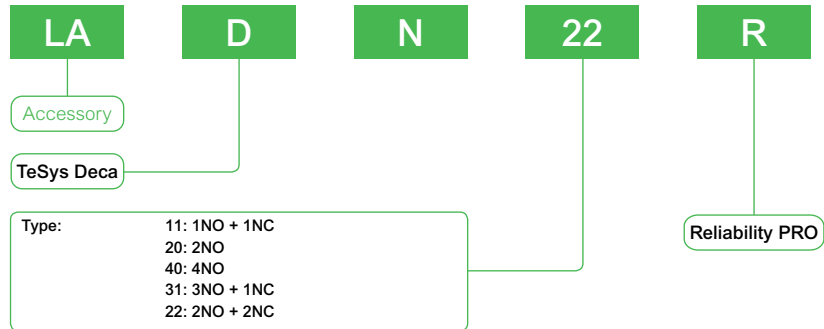
TeSys Control

TeSys Deca

Accessories

TeSys Deca auxiliary contact blocks for use in harsh industrial environment

Product references:
coding principle



Note: There are differences in NO/NC position between LADN●●R and LADN●●. Please refer to page A1/42 for wiring diagram details. This auxiliary module only supports the installation on contactors with standard power consumption.

Product core values

Dustproof, Ultra-fine grain silver contacts, Improved Reliability, 17 V/1 mA

New upgrade, with innovative design



20% stability increased on contacts
Improves contact reliability between mobile and static contacts



Fully sealed design benefits on reduced dust access
Comprehensive blocking of dust and external pollution

5X granularity refinement on silver alloy
Innovative binary alloy refinement process provides precise conduction for each operation

10⁻⁸ level on reliability
Capacity 17 V/1 mA

Target industries and applications

- For elevator, textile machinery and other harsh industrial applications
- For low voltage and low current high sensitive applications

Product variants:



LADN11R



LADN20R



LADN22R



LADN31R



LADN40R

LADN●●R for harsh environment 17 V/1 mA

Description	Reference	Unit MRP [₹]
Auxiliary module 1NO + 1NC, screw terminals	LADN11R	1555
Auxiliary module 2NO, screw terminals	LADN20R	1575
Auxiliary module 2NO + 2NC, screw terminals	LADN22R	1855
Auxiliary module 3NO + 1NC, screw terminals	LADN31R	1855
Auxiliary module 4NO, screw terminals	LADN40R	1880

For details on non standard references, technical parameters, accessories, compatibility, stockable and non stockable status please contact Customer Care

NORMAL STOCK ITEMS

W.E.F. June 10th, 2026

TeSys Control

TeSys Deca

Modular marking system simplifies identification of standard contactors in the control panel to enhance visibility of the safety chain

Simple, customisable modular marking system

Standard TeSys Deca contactors

Easy-to-attach covers:



Auxiliary blocks with safety chain identification also available for more contact points:



Flexibility to customise contactors included in the safety chain during panel building



Simpler and faster maintenance with 100% visibility



Safety covers and auxiliary blocks prevent screwdriver contact with poles

Standard TeSys Ultra motor starters

Translucent labels to identify safety-chain devices:



Complete safety-chain identification system

TeSys Deca range

Retrofit contactor safety covers



LAD9ET1S
9A upto 65A



LAD9ET3S
80A to 95A



LAD9ET4S
110A to 150A



LADN22S
2NO + 2NC

Also available for CAD32/CAD50

TeSys Ultra range

Retrofit identification label



LU9ET1S

Built in Safety

TeSys Ultra motor starters are certified according to IEC 60947-4-1 for safety applications thanks to integrated mirror contact

Description	For use with	Reference	Unit MRP [₹]
Red Cover (For safety chain indication)	LC1D09...D65A and DT20 .. DT80A	LAD9ET1S	1370
Auxiliary Contact block with red front face- for safety chain indication	2NO + 2NC	LADN22S	1960

For details on non standard references, technical parameters, accessories, compatibility, stockable and non stockable status please contact Customer Care

NORMAL STOCK ITEMS

W.E.F. June 10th, 2026



TeSys Giga - Future Ready

A New Generation Series with Digital Innovation

TeSys Giga is new range of high-power contactors that supports industry requirements with process performance monitoring through data networks and online expert services.

Optimized Predictive Maintenance through-

- Continuous local and remote monitoring of contact wear
- Replaceable contacts (when necessary), facilitated by diagnostic visual indicator.

Unique Design-

- Innovative design and feature with compact size
- Ergonomic design & Flexibility in connections.
- Embedded auxiliary contact blocks
- Wideband electronic coils



TeSys Control

TeSys Giga

TeSys Giga High Power Contactors

Both "Standard" & "Advanced" versions available in 3 sizes, covering several ratings



Standard Version

Power & control

- 3 or 4 power poles
- 115 to 800A (AC-3)
- 200 to 1050A (AC-1)
- Embedded 1 NO + 1 NC auxiliary contacts
- Push-in type terminals for coils & control

Remote control

- 48-130V, 100-250V AC/DC coils
- Wide voltage range coils (direct coil control)
- Embedded surge-suppressor

Diagnostic

- Embedded wear diagnostic
- Embedded control voltages diagnostic
- Self diagnosis function
- Local alarm signaling (LED)



Advanced Version

Advanced diagnostic features along with standard version -

Diagnostic

- Remote wear diagnostic signaling kit (accessory)

Mounting

- Cable memory' adapter enables maintenance without removing power cables and busbar connections.

Remote control

- 24-48 V, 200-500 V AC/DC coils
- Digital control input (PLC output digital coil control)



Interlock location, with knock-out cover

On/Off switch for PLC input

Push-in type control terminals enabling quick wiring and assembly

Diagnosis LED for contact wear & voltage abnormality

Built-in 1 NO + 1 NC auxiliary contact block

Unique QR code providing quick access to complete product data

Mechanical indicator for contactor open and closed status

TeSys Control

TeSys Giga

Quick & Easy Replacement of 3P TeSys F with TeSys Giga Contactors with Retrofit Bases

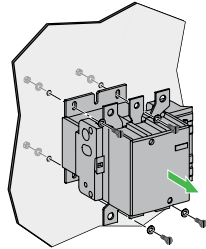


Description	Reference	Unit MRP [₹]
Substitutes LC1F115-225 with LC1G115-225	LA9GRFB1	9620
Substitutes LC1F265-500 with LC1G265-500	LA9GRFB2	11020
Substitutes LC1F630-800 with LC1G630-800	LA9GRFB3	21305



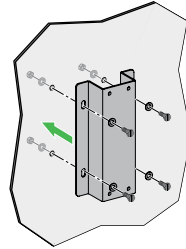
- Suitable for **3 pole contactors only**
- The bases come in two frame sizes.
- Upgrade your system with the new range of contactors in just 3 simple steps:

1



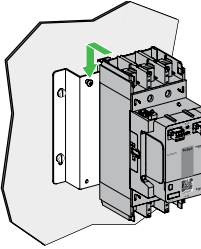
Remove TeSys F contactor

2



Install Retrofit base

3



Mount TeSys Giga Contactor on Retrofit base

TeSys Giga Power Contactors (3 Pole AC/DC)

[Ie] Rated Operational Current AC-1	Motor Power (Long Life) AC-3		Standard version Reference	Unit MRP [₹]	
	kW (@415V)	A		EHEN (48-130 V)	KUEN (100-250 V)
250	55	115	LC1G115****	50710	52445
275	75	150	LC1G150****	66890	66890
305	90	185	LC1G185****	82890	82890
330	110	225	LC1G225****	89195	89195
385	132	265	LC1G265****	109635	109635
440	160	330	LC1G330****	132565	132565
550	200	400	LC1G400****	160225	160225
700	250	500	LC1G500****	222270	222270
1050	375	630	LC1G630****	343250	343250
1050	450	800	LC1G800****	416960	416960

TeSys Giga Power Contactors (4 Pole AC/DC)

[Ie] Rated Operational Current AC-1	Power Pole Composition	Standard version Reference	Unit MRP [₹]	
			EHEN (48-130 V)	KUEN (100-250 V)
250	4 NO	LC1G1154****	86270	86270
275	4 NO	LC1G1504****	102640	102640
305	4 NO	LC1G1854****	128255	128255
330	4 NO	LC1G2254****	150655	150655
385	4 NO	LC1G2654****	168440	168440
440	4 NO	LC1G3304****	196020	196020
550	4 NO	LC1G4004****	243610	243610
700	4 NO	LC1G5004****	359015	359015
1050	4 NO	LC1G6304****	412855	412855
1050	4 NO	LC1G8004****	495415	495415

Note:

For ordering advanced version replace **N** with **A** in reference as EHEN/KUEN → EHEA/KUEA respectively.

Example: LC1G1154 EHEN → LC1G1154 EHEA.

For other coil voltage ratings contactors, please contact Customer Care.

* Reference to be completed by adding coil voltage code

For details on non standard references, technical parameters, accessories, compatibility, stockable and non stockable status please contact Customer Care

☑ NORMAL STOCK ITEMS

W.E.F. June 10th, 2026

TeSys Control

TeSys Giga

Giga High power contactors – Power wiring accessories

Product references

Power Terminals

Spreader Kits



Description	Suitable for	Compatible with Contactors	Increase of Pole Pitch	Quantity Set of	Reference	Unit MRP [₹]
Spreader kits	3P	LC1G115...LC1G225	35 to 45 mm	3	LA9G3611	9090
	3P	LC1G265...LC1G500	45 to 70 mm	3	LA9G3612	9090
	4P	LC1G115...LC1G225	35 to 45 mm	4	LA9G4611	11365
	4P	LC1G265...LC1G500	45 to 70 mm	4	LA9G4612	13000

Terminal extensions for larger power connections



Description	Suitable for	Compatible with Contactors	Power Connection Size	Quantity Set of	Reference	Unit MRP [₹]
Terminal connections	3P	LC1G400...LC1G500	50 mm width	3	LA9G3613	12000
	3P	LC1G630...LC1G800	80 mm width	3	LA9G3614	60605
	4P	LC1G400...LC1G500	50 mm width	4	LA9G4613	14500
	4P	LC1G630...LC1G800	80 mm width	4	LA9G4614	88865

Power Terminal Accessories

Phase Separators



Description	Suitable for	Compatible with Contactors	Quantity Set of	Reference	Unit MRP [₹]
Phase separators ⁽¹⁾	3P	LC1G115...LC1G800	2	LA9G3801	2270
	4P	LC1G115...LC1G800	3	LA9G4801	2835
	3P – with 50/80 mm spreaders	LC1G400...LC1G800	2	LA9G3803 ⁽²⁾	2290
	4P – with 50/80 mm spreaders	LC1G400...LC1G800	3	LA9G4803 ⁽³⁾	2835

(1) Either phase separators or terminal shrouds can only be mounted. Phase separators or terminal shrouds are mandatory for operational voltage, $U_e \geq 690$ V.

(2) To be used with LA9G3613 and LA9G3614.

(3) To be used with LA9G4613 and LA9G4614.

For details on non standard references, technical parameters, accessories, compatibility, stockable and non stockable status please contact Customer Care

NORMAL STOCK ITEMS

W.E.F. June 10th, 2026

TeSys Control

TeSys Giga

Accessories

Description	Terminal Type	Position	Contacts	Reference	Unit MRP [₹]
Add On Blocks	Push In				
	1st left or 1st right	Side Mounted ⁽¹⁾	1 NO+1NC	LAG8N113P	2445
Auxiliary contact module	1st left or 1st right	Side Mounted	2 NO	LAG8N203P	3150
	2nd left or right	Side Mounted	1 NO+1NC	LAG8N113	2445
	2nd left or right	Side Mounted	2 NO	LAG8N203	3150

(1) Always supplied with TeSys Giga LC1G contactors, fitted to the right side lateral face.

Accessories

For Use With Contactor	Reference	Unit MRP [₹]
Mechanical interlock between contactors ⁽¹⁾		
Between Identical contactor frames	LA9G970	4425
Between LC1G(265-500) and LC1G(185-225)	LA9G971	4425
LC1G630 to LC1G800 and LC1G265 to LC1G500	LA9G972	On Request*

(1) Maximum 3 auxiliary contacts can be installed between 2 contactors with mechanical interlock kit.

Spare Control Module



- Wide band electronic control
- 24 V...500 V 50/60 Hz or DC control input
- Advanced and standard versions
- Accessible from the front for easy and quick replacement

Pole Composition	Control modules for Standard contactors	Reference	Unit MRP [₹]	
			EHEN (48-130V)	KUEN (100-250V)
3-Pole	LC1G115...LC1G225	LX1G3Q*	On Request	On Request
3-Pole	LC1G265...LC1G330	LX1G3R*	On Request	On Request
3-Pole	LC1G400...LC1G500	LX1G3S*	On Request	On Request
3-Pole	LC1G630...LC1G800	LX1G3T*	On Request	On Request
4-Pole	LC1G115...LC1G225	LX1G3Q*	On Request	On Request
4-Pole	LC1G265...LC1G330	LX1G3R*	On Request	On Request
4-Pole	LC1G400...LC1G500	LX1G3S*	On Request	On Request
4-Pole	LC1G630...LC1G800	LX1G3T*	On Request	On Request

For other coil voltage ratings regarding above, please contact Schneider Electric customer care.

* Reference to be completed by adding coil voltage code

For details on non standard references, technical parameters, accessories, compatibility, stockable and non stockable status please contact Customer Care








NORMAL STOCK ITEMS

W.E.F. June 10th, 2026

TeSys Protection Range

TeSys has the most rugged and reliable solution to manage motors

Please find a quick range overview below

	TeSys Power	TeSys Protect			TeSys Active		
Feature	Motor Protection Circuit Breakers	Overload Relays	Multi function Relays		TeSys Ultra	TeSys Tera	TeSys Island
TeSys Range of Products	GV2P, GV4P GV3P, GV2ME	LR2K, LRD, LR9D, LR9F	LR9G	EOCR			
	 GV2P GV3P GV2ME	 LR2K LR9D LRD LR9F	 LR9G	 EOCR	 TeSys Ultra	 TeSys Tera	 TeSys Island
Short circuit							
Causes of overheating							
Slight overload							
Locked rotor							
Ventilation fault With probes							With Probes
Abnormal temperature rise							With Probes
Shaft bearing seizure							
Insulation fault				With CBCT			
Long starting time Adjustable				Adjustable	Adjustable		Adjustable
Heavy duty		LR9D only					
Voltage variation (Derived)							
Causes of phase variation							
Phase reversal							
Phase losses							
Phase imbalance							
Earth fault							
Historic fault, Pre-Alarming			Possible Pre alarm				



Protection Relays for Motor Safety

Providing motor safety tailored to your needs



TeSys Protect

TeSys K, TeSys Deca, TeSys F, TeSys Giga

Thermal Overload Relays - TeSys K Series (Direct Mounting)



- Conformance to IEC, UL, CSA, CE
- Range : 0.1A to 16A
- Direct & Independent mounting
- Trip class 10A

Thermal Protection Adjustment	For Use With	For Use With	Unit MRP [₹]
0.11...0.16		LR2K0301	4255
0.16...0.23		LR2K0302	4255
0.23...0.36		LR2K0303	4255
0.36...0.54		LR2K0304	4255
0.54...0.8		LR2K0305	4255
0.8...1.2		LR2K0306	4255
1.2...1.8	LC1K, LP1K, LP4K, LP2K, LC2K	LR2K0307	4255
1.8...2.6		LR2K0308	4255
2.6...3.7		LR2K0310	4255
3.7...5.5		LR2K0312	4255
5.5...8		LR2K0314	4255
8...11.5		LR2K0316	4255
10...14		LR2K0321	4400
12...16		LR2K0322	4400

*Note: Terminal Block for Clip-on Mounting LA7K0064


Thermal Overload Relays - TeSys Deca Series



- Conformance to IEC, UL, CSA
- Range : 0.1A to 104A
- Higher operating temperature
- Tripping class 10A & 20 available
- Direct mounting on contactor is possible upto 95A

Thermal Protection Adjustment Range	For Use With	Reference*	Unit MRP [₹]
LRD Model (Direct Mounting)			
0.1...0.16		LRD01	4305
0.16...0.25		LRD02	4305
0.25...0.4		LRD03	4305
0.4...0.63		LRD04	4305
0.63...1		LRD05 ✓	4305
1...1.6	GV2L03, LE03, LC1D09...LC1D38	LRD06 ✓	4305
1.6...2.5		LRD07 ✓	4305
2.5...4		LRD08 ✓	4305
4...6		LRD10 ✓	4305
5.5...8		LRD12 ✓	4305
7...10		LRD14 ✓	4830
9...13		LRD16 ✓	4830
12...18		LRD21 ✓	4970
16...24	GV2L22, LC1D25...D38	LRD22 ✓	4970
23...32	LC1D25...LC1D38, LC1D32	LRD32 ✓	7990
30...38	LC1D32, LC1D38	LRD35	7990
23...32	LC1D40A...D65a	LRD332	9000
23...32	LC1D80...LC1D95	LRD3353	8855
30...40	LC1D40A...D65a	LRD340	8855
30...40	LC1D80...LC1D95	LRD3355	8855
37...50	LC1D40A...D65a	LRD350 ✓	12140
37...50	LC1D80...LC1D95	LRD3357	14515
48...65	LC1D40A...D65a	LRD365	15570
62...80	LC1D80A	LRD380	16245
48...65	LC1D80...LC1D95	LRD3359	15570
63...80	LC1D80...LC1D95	LRD3363	16900
80...104	LC1D80, LC1D95	LRD3365	20860

Electronic Overload Relay - TeSys Deca Series



- Conformance to IEC, UL, CSA
- Range : 0.1A to 32A
- 5:1 Adjustment range
- High Operating Temperature
- Field selectable tripping class : 5,10, 20 & 30
- Type 1 & Type 2 Co-ordination chart available

Current Range	For Use With	Reference*	Unit MRP [₹]
0.1...0.5		LR9D01	19510
0.4...2.0	LC1D09 - 38A Direct Mounting	LR9D02	20030
1.6...8.0		LR9D08	20030
6.4...32		LR9D32	22420

*Note: For LR9D01 to LR9D32 - Terminal Block for Clip on Mounting LAD7B205.

Electronic Overload Relay - TeSys Giga Series



- Wide range of protection with only 4 references (28A to 630A)
- Switchable protection against ground fault and phase imbalance
- ON status and overload alarm signaling by LED
- Direct mounting of relay with contactors saving in panel space and installation time
- Selectable Trip class from 5E to class 30E to suit different application needs

Thermal Protection Adjustment Range	Reference	Unit MRP [₹]
28...115 A	LR9G115	35115
57...225 A	LR9G225	40970
125...500 A	LR9G500	48185
160...630 A	LR9G630*	on request

Separate Components for Relays

Description	For Use With	Reference	Unit MRP [₹]
Terminal block for clip-on mounting on 35 mm DIN Rail or screw fixing; for fixing centres	LRD01...35 & LR3D02...D35	LAD7B106	2030
	LRD33●●, LR3D33●●, LR2D35●●, LR3D35●●	LA7D3064	6405
EverLink® terminal block for independent mounting	LRD3●●, LRD3●●L & LR3D3●●	LAD96560	5390

*Note:

- The LRD relays can be used for AC or DC current up to 104A
- For long starting, Class 20 relays are available on request.
- Device for remote tripping and electrical reset is available on request.

For details on non standard references, technical parameters, accessories, compatibility, stockable and non stockable status please contact Customer Care

✓ NORMAL STOCK ITEMS

W.E.F. June 10th, 2026



- Reduced downtime
- Quick restoration
- Operational Safety
- Power Quality management



Electronic Overcurrent Relays

Digital EOCR

Protection

- Over Current-Definite & Inverse Time
- Under Current
- Phase Loss
- Phase Reversal
- Stall
- Jam
- Imbalance
- Earth Fault*

Diagnostic

- Trip Cause
- Fault History-3 Faults (Cause & Current Value)

Measurement

- Load Current
- Ground Current*
- Running Hours
- Load Current Bar Graph
- i-THD (Current Harmonic Distortion)

Other Features

- Modbus Communication*
- 4-20 mA output for Motor Current*
- Pre-Alarm Contact
- Suitable for 1 Φ & 3 Φ Motors
- Suitable for Low Frequency VFD Operation (10-100Hz)
- Available with Type-2

Analog EOCR

Protection

- Over current
- Phase loss
- Locked rotor

Other Features

- Easy installation, with DIN Rail and Panel Mounting compatibility
- Trip cause display
- Manual/Electrical reset
- Testing Provision through Test Button
- Suitable for 1 Φ & 3 Φ Motors

* In selected models

se.com/in

TeSys Protect EOCR

Digital EOCR





Digital EOCR Without Communication Current Range=0.5A-80A Control Voltage=100VAC-220VAC*					
Description	Display	Bottom Hole		Window Hole	
		Reference	Unit MRP [₹]	Reference	Unit MRP [₹]
Without Ground Fault Protection	Inbuilt	3DM2-WRDUHZ	35275	3DM2-WRDUWZ	35275
	Extended**	FDM2-WRDUHZ	38150	FDM2-WRDUWZ	38150
GF Protection with external CT	Inbuilt	3MZ2-WRAUHZ	35750	3MZ2-WRAUWZ	35750
	Inbuilt	3MZ2-WRCUHZ	35750	3MZ2-WRCUWZ	35750
	Extended**	FMZ2-WRAUHZ	42930	FMZ2-WRAUWZ	42930
	Extended**	FMZ2-WRCUHZ	42930	FMZ2-WRCUWZ	42930
GF Protection with inbuilt CT	Inbuilt	3BZ2-WRAUHZ	51900		
	Inbuilt	3BZ2-WRCUHZ	51900		
	Extended**	FBZ2-WRAUHZ	52735		
	Extended**	FBZ2-WRCUHZ	52735		


Digital EOCR with Modbus Communication Current Range=0.5A-80A Control Voltage=100VAC-220VAC*					
Description	Display	Bottom Hole		Window Hole	
		Reference	Unit MRP [₹]	Reference	Unit MRP [₹]
Without Ground Fault Protection	Inbuilt	I3DM-WRDUHZ	56680	I3DM-WRDUWZ	56680
	Extended**	IFDM-WRDUHZ	57045	IFDM-WRDUWZ	57045
GF Protection with external CT	Inbuilt	I3MZ-WRAUHZ	60275	I3MZ-WRAUWZ	60275
	Inbuilt	I3MZ-WRCUHZ	60275	I3MZ-WRCUWZ	60275
	Extended**	IFMZ-WRAUHZ	68275	IFMZ-WRAUWZ	68275
	Extended**	IFMZ-WRCUHZ	68275	IFMZ-WRCUWZ	68275
GF Protection with inbuilt CT	Inbuilt	I3BZ-WRAUHZ	69845		
	Inbuilt	I3BZ-WRCUHZ	69845		
	Extended**	IFBZ-WRAUHZ	70210		
	Extended**	IFBZ-WRCUHZ	70210		

* Replace **U** with **B** in above reference for Control Voltage =24 V DC
 ** Cable need to be purchased separately
 Contact Customer Care for 4-20mA Output EOCR references & prices

EOCR Accessories

Cable for Extended Display			
Description	Reference	Unit MRP [₹]	
 CABLE-RJ45 1 Meter	CABLE-RJ45-001	4115	
CABLE-RJ45 3 Meter	CABLE-RJ45-003	5375	

ZCT - Ground Fault Protection			
Description	Reference	Unit MRP [₹]	
 ZCT 35 M/M	ZCT-035-Z	11280	
ZCT 80 M/M	ZCT-080-Z	15200	
ZCT 120 M/M	ZCT-120-Z	25000	

External CT for range extension up to 400A				
Current Range	CT Ratio	Reference	Unit MRP [₹]	
 100A	100:5	3CT-H1-100-Z	8980	
150A	150:5	3CT-HH-150-Z	11120	
200A	200:5	3CT-H2-200-Z	12385	
300A	300:5	3CT-H3-300-Z	12920	
400A	400:5	3CT-H4-400-Z	15200	

Spare Display			
Description	Reference	Unit MRP [₹]	
EOCR-PDMZ Display	EOCR-PDMZ	16850	

For details on non standard references, technical parameters, accessories, compatibility, stockable and non stockable status please contact Customer Care

NORMAL STOCK ITEMS

W.E.F. June 10th, 2026

TeSys Protect

Analog EOCR

EOCR SS

- Without Display



Analog EOCR without Display			
Current Range (A)	Control Voltage	Reference	Unit MRP [₹]
0.5-6	24-240V AC/DC	EOCRSS-05S	11180
0.5-6	380-440V AC	EOCRSS-05W	9155
3-30	24-240V AC/DC	EOCRSS-30S	11180
3-30	380-440V AC	EOCRSS-30W	9155
5-60	24-240V AC/DC	EOCRSS-60S	11180
5-60	380-440V AC	EOCRSS-60W	9155

Note: 2 SPST output contacts
For 60A or higher, combine 05T Type and an external CT (secondary 5A) for use

EOCR SSD

- With Display (Operating Current & Trip Cause)



Analog EOCR with Display			
Current Range (A)	Control Voltage	Reference	Unit MRP [₹]
0.5-6	24-240V AC/DC	EOCRSSD-05S	16720
0.5-6	380-440V AC	EOCRSSD-05W	20595
3-30	24-240V AC/DC	EOCRSSD-30S	16720
3-30	380-440V AC	EOCRSSD-30W	17850
10-60	24-240V AC/DC	EOCRSSD-60S	16720
10-60	380-440V AC	EOCRSSD-60W	17850

Note: 2 SPST output contacts
For 60A or higher, combine 05T Type and an external CT (secondary 5A) for use

For details on non standard references, technical parameters, accessories, compatibility, stockable and non stockable status please contact Customer Care

NORMAL STOCK ITEMS

W.E.F. June 10th, 2026



TeSys Power

Circuit breakers for motor protection and control

TeSys Deca and TeSys Giga Circuit Breakers provide compact, reliable and efficient solutions:

- Isolation
- Protection against short circuits and overloads
- Conforming to global standards.(IEC/EN/UL/CSA)



se.com/in/TeSys

TeSys Power

Circuit Breakers for Motor Protection

Magnetic Circuit Breaker



- Conformance to IEC 60947 -1,-2,-4
- Magnetic circuit breakers range from 0.1-80 Amps
- High Breaking capacity up to 100kA
- Wide range of accessories

Breaking Capacity at 50Hz		Magnetic Protection Rating (A)	Reference	Unit MRP [₹]
690V	500V			
With Rocker Lever Control (Economy)*				
100 kA	100 kA	0.4	GV2LE03	9210
		0.63	GV2LE04	9210
		1	GV2LE05	9210
		1.6	GV2LE06	9210
3 kA	100 kA	2.5	GV2LE07	9210
		4	GV2LE08	9210
3 kA	50 kA	6.3	GV2LE10	9210
	10 kA	10	GV2LE14	9210
3 kA	6 kA	14	GV2LE16	9210
		18	GV2LE20	10690
3 kA	4 kA	25	GV2LE22	10690
		32	GV2LE32	18170
With Rotary Handle Control*				
100 kA	100 kA	0.4	GV2L03	10575
		0.63	GV2L04	10575
		1	GV2L05	10575
4 kA	100 kA	1.6	GV2L06	10575
		2.5	GV2L07	10575
		4	GV2L08	10575
		6.3	GV2L10	10575
4 kA	10 kA	10	GV2L14	10575
		14	GV2L16	10575
		18	GV2L20	10575
		25	GV2L22	10575
		32	GV2L32	10575
6 kA	12 kA	40	GV3L40	29700
		50	GV3L50	30395
		65	GV3L65	31065
		73	GV3L73	35115

Breaking Capacity at 415V 50Hz	Motor Power AC-3**		Thermal Protection Adjustment Range	Reference	Unit MRP [₹]
	kW	HP			
With Toggle Control					
50 kA	75	101	150	C16N3MA150	On Request
	110	147	220	C25N3MA220	On Request
	160	214	320	C40N31M320	On Request
	200	268	500	C63N31M500	On Request

Thermal Magnetic Circuit Breaker



- Conformance to IEC 60947 -1,-2,-4, conformity to International Standards - UL, CSA, CE
- Thermal magnetic circuit breakers range from 0.1-220 Amps
- High Breaking capacity up to 100kA
- Wide range of accessories
- S-shaped busbar for side-by-side connection with 40 - 65A Contactor

Breaking Capacity at 50Hz		Thermal Protection Adjustment Range	Reference	Unit MRP [₹]	
690V	500V				
With Push Button Control (Economy)					
100 kA	100 kA	0.1 - 0.16	GV2ME01	9770	
		0.16 - 0.25	GV2ME02	9770	
		0.25 - 0.40	GV2ME03	9770	
		0.40 - 0.63	GV2ME04	10410	
		0.63 - 1.0	GV2ME05	10410	
3 kA	100 kA	1.0 - 1.6	GV2ME06	10630	
		1.6 - 2.5	GV2ME07	10630	
		2.5 - 4	GV2ME08	11000	
3 kA	50 kA	4 - 6.3	GV2ME10	11000	
	10 kA	6 - 10	GV2ME14	11000	
3 kA	6 kA	9 - 14	GV2ME16	12320	
		13 - 18	GV2ME20	13270	
3 kA	4 kA	17 - 23	GV2ME21	14165	
		20 - 25	GV2ME22	14165	
		24 - 32	GV2ME32	22950	
With Rotary Handle Control					
100 kA	100 kA	0.1 - 0.16	GV2P01	9355	
		0.16 - 0.25	GV2P02	9355	
		0.25 - 0.40	GV2P03	9355	
		0.40 - 0.63	GV2P04	10725	
		0.63 - 1.0	GV2P05	10725	
8 kA	100 kA	1.0 - 1.6	GV2P06	10725	
		1.6 - 2.5	GV2P07	10725	
6 kA	100 kA	2.5 - 4	GV2P08	11065	
	50 kA	4 - 6.3	GV2P10	11065	
4 kA	10 kA	6 - 10	GV2P14	11805	
		42 kA	9 - 14	GV2P16	14490
		13 - 18	GV2P20	16725	
		17 - 23	GV2P21	16725	
4 kA	10 kA	20 - 25	GV2P22	16725	
		24 - 32	GV2P32	28200	
With Rotary Handle Control					
6 kA	12 kA	30...40	GV3P40	32970	
		37...50	GV3P50	40875	
		48...65	GV3P65	41925	
		62...73	GV3P73	42845	
With Direct Rotary Handle					
10 kA	50 kA	70...150	GV5P150H	77760	
		100...220	GV5P220H	90705	

It is recommended to check with Customer care team for selection, recommendation, and availability of stockable and non stockable references

☑ NORMAL STOCK ITEMS

W.E.F. June 10th, 2026



TeSys Power Motor Protection Solutions with Fast and Reliable SNAP IN Connections up to 15 kW



Spring-type terminals are now upgraded to **SNAP IN** connections
- delivering a more robust, reliable, and user-friendly solution!



It's so **QUICK** as one second

- Up to 92% time saving compared with other connection technology

TeSys Deca Motor Circuit Breakers SNAP IN Type

GV2ME

Range

01

AC-3/AC-3e Rating

01 : 0.1-0.16 amp	10 : 4-6.3 amp
02 : 0.16-0.25 amp	14 : 6-10 amp
03 : 0.25-0.40 amp	16 : 9-14 amp
04 : 0.40-0.63 amp	20 : 13-18 amp
05 : 0.63-1 amp	21 : 17-23 amp
06 : 1-1.6 amp	22 : 20-25 amp
07 : 1.6-2.5 amp	32 : 24-32 amp
08 : 2.5-4 amp	

A

Main Terminal

3: Spring

↓
Getting Replaced with

A: SNAP IN **NEW**

For price details, please contact the respective sales representative.

Simplicity with just 1 click for 1 second

It's so **EASY** as one hole, one pusher, one click.

- No special tool skills needed.
- No wiring tool needed regardless of flexible, solid or fine-stranded conductors



Simplicity It's so QUICK!

- Electrical connection under one second
- Up to 92% faster than traditional technologies

Scalability READY-TO-ROBOT!

- The first motor circuit breaker suitable for fully automatic mounting and wiring.

Scalability Comprehensive solution!

- Up to 15 kW motor protection solution thanks to extensive accessories

Simplicity It's so EASY!

- The world's first self-explanatory clamping technology. One hole, one pusher, one click.
- Solid and flexible wires with or without cable end can be connected without any tools.

Reliability It's so SECURE!

- Your peace of mind with every connection through, a clearly audible click and the pusher moves forwards.

Reliability General benefits

- Each connection has a testing point for diagnostics
- Maintenance-free clamping technology
- One-handed unwiring



NEW




Reliability from install to maintain

It's so SECURE

- Clear indication by a sound and visual feedback as confirmation to the electricians

 <p>Delivery status</p>	 <p>Wiring</p>	 <p>Clamping</p>
<p>The device is supplied with a preloaded spring. The switching status of the preloaded terminal point is indicated by the position of the pusher.</p>	<p>The stripped wire can be easily and securely inserted into the terminal point without any further preparation.</p>	<p>When the wire touches the ground contact of the terminal, the spring of the clamping point is released and shoots the terminal. This changes the position of the pusher and a clear 'click' can be heard.</p>

Reliability benefits the whole customer journey

<p>Testing</p>	<p>Operation</p>	<p>Maintenance</p>
<p>Measuring point of each connection</p>	<p>Maintenance-free clamping technology</p>	<p>One-handed unwiring</p>
<p>Ideal for final acceptance tests as well as maintenance & service</p>  <p>Safety of Your Machines Depend on Smart Solutions</p>	<p>Robust against vibrations and shocks</p>  <p>Continuous pressure force</p>	<p>First reset all pushers. Then all wires can then be removed without using any force.</p> 

TeSys Power

Circuit Breakers for Motor Protection

Accessories for Motor Circuit Breakers

Description	Reference	Unit MRP [₹]	
For GV2			
Front contact NO or NC ⁽¹⁾	GVAE1	2060	
Front contact NO + NC	GVAE11 <input checked="" type="checkbox"/>	2510	
	GVAE20	2775	
Side contact NO + NC	GVAN11 <input checked="" type="checkbox"/>	3025	
	GVAN20	3025	
Fault signalling contact + 1NO contact ⁽²⁾	GVAD1010 <input checked="" type="checkbox"/>	3945	
Fault signalling contact + 1NC contact ⁽²⁾	GVAD1001	3945	
Short circuit signalling contact block 1 C/O	GVAM11	3770	
Under voltage trip	110 ... 115V 50Hz	GVAU115	8005
	220 ... 240V 50Hz	GVAU225	7205
	380 ... 400V 50Hz	GVAU385	7205
Shunt trip	110 ... 115V 50Hz	GVAS115	7205
	220 ... 240V 50Hz	GVAS225	7205
	380 ... 400V 50Hz	GVAS385	7205
Additive limiter for increasing breaking capacity to 100kA for GV2ME and GV2P.	GV1L3	11615	
Connection block - GV2 with contactor LC1-D09..D38	GV2AF3	1410	
Connection block - LS1 D32 or GV2 with Contactor LC1-K or LP1-K	GV2AF01	1530	
Empty enclosure for GV2ME - plastic	GV2MP02	6790	
	GV2MC02	7460	

(1) Choice of NC or NO contact operation depending on which way round the reversible block is mounted.

(2) The GV-AD is always mounted next to the circuit breaker.

Busbars

Connection Pitch	No. of Tapoff Points	Reference	Unit MRP [₹]
For GV2			
45 mm	2	GV2G245	4000
	4	GV2G445	6290
54 mm	2	GV2G254	3610
	3	GV2G354	4040
	4	GV2G454	5070
72 mm	5	GV2G554	5495
	4	GV2G472	6215

Description	Reference	Unit MRP [₹]
Accessories for Busbars		
Terminal block - to supply one or more 3-pole busbar GV2	GV2G05	7780
Protective end covers for unused busbar outlets	GV1G10	1370
Terminal block for connection from top	GV1G09	4065

Accessories for Motor Circuit Breakers

Description	Reference	Unit MRP [₹]
For GV2-P/GV2-L		
External operator - IP54, Black	GV2APN01 <input checked="" type="checkbox"/>	7145
External operator - IP54, Yellow/Red	GV2APN02	13305
For GV3P/GV3L		
Auxiliary Contacts		
Front contact: 1 NO (fault) + 1NC (Auxiliary)	GVAED011	2600
Front contact: 1 NO (fault) + 1NO (Auxiliary)	GVAED101	2860
Busbar		
3-pole, 3 tap, 64 mm pitch	GV3G364	3840
S-shape bus bar	GV3S	2875
External Operator		
IP54, Black	GV3APN01	8615

Note: All other accessories are same as of GV2.

Busbars GV3G364 and GV3S are not compatible with GV3*73 and GV3*80.

Description	Operating Voltage	Reference	Unit MRP [₹]
For GV5 and GV6			
Clip-on connector - upto 150 A - 1.5..95 mm ²	-	GV7AC021	2515
Clip-on connector- upto 220 A - 1.5..185 mm ²	-	GV7AC022	3460
Front rotary handle GV7AP GV7R - black handle ⁽²⁾	-	GV7AP01	18200
Terminal shields IP405 ⁽¹⁾	-	GV7AC01	6470

(1) Terminal shields cannot be used together with spreaders.

(2) For mounting direct rotary handle on enclosure door.

This accessory makes it possible to open the door if the device is closed and prevents the device from being closed if the door is open.

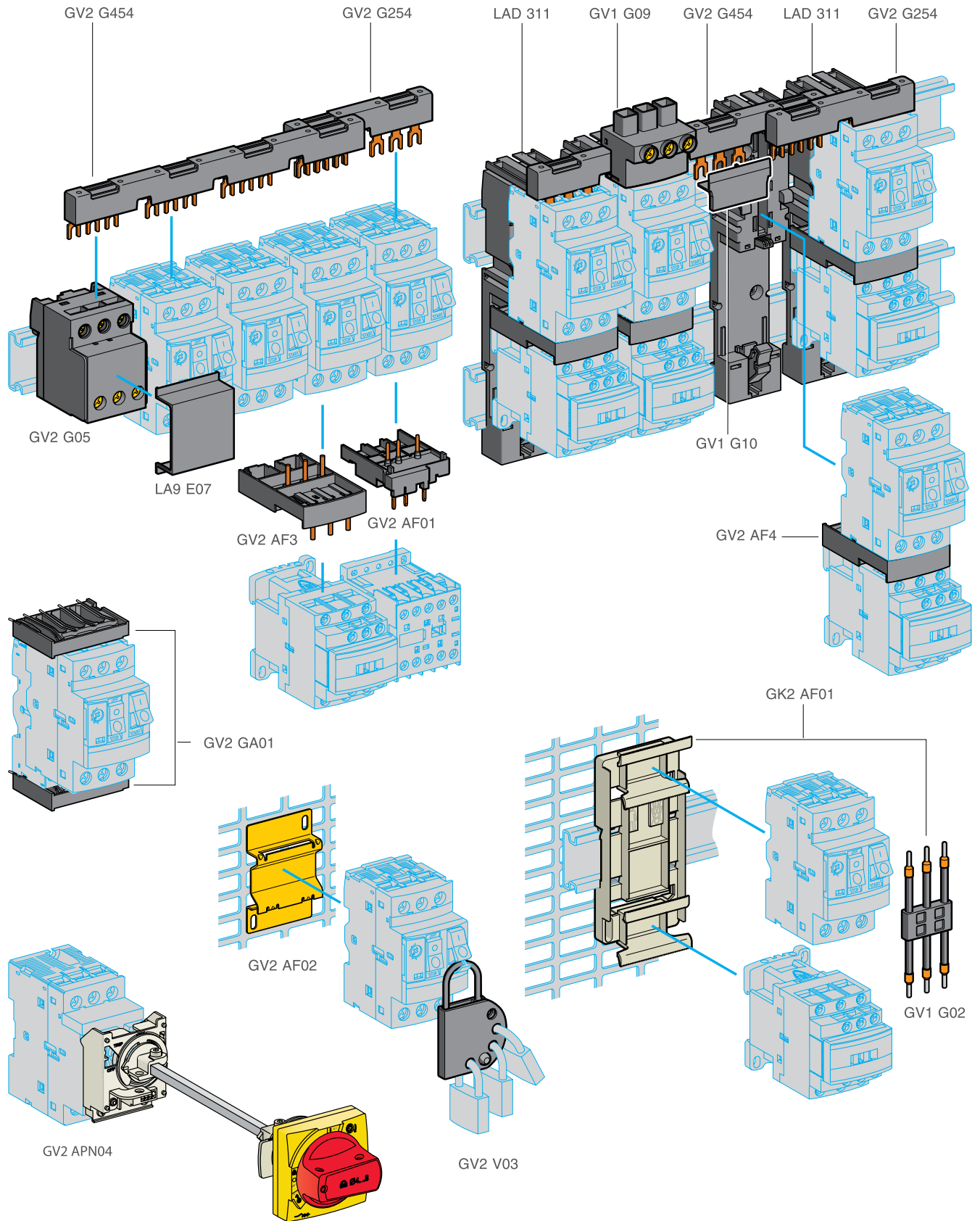
It is recommended to check with Customer care team for selection, recommendation, and availability of stockable and non stockable references

NORMAL STOCK ITEMS

W.E.F. June 10th, 2026

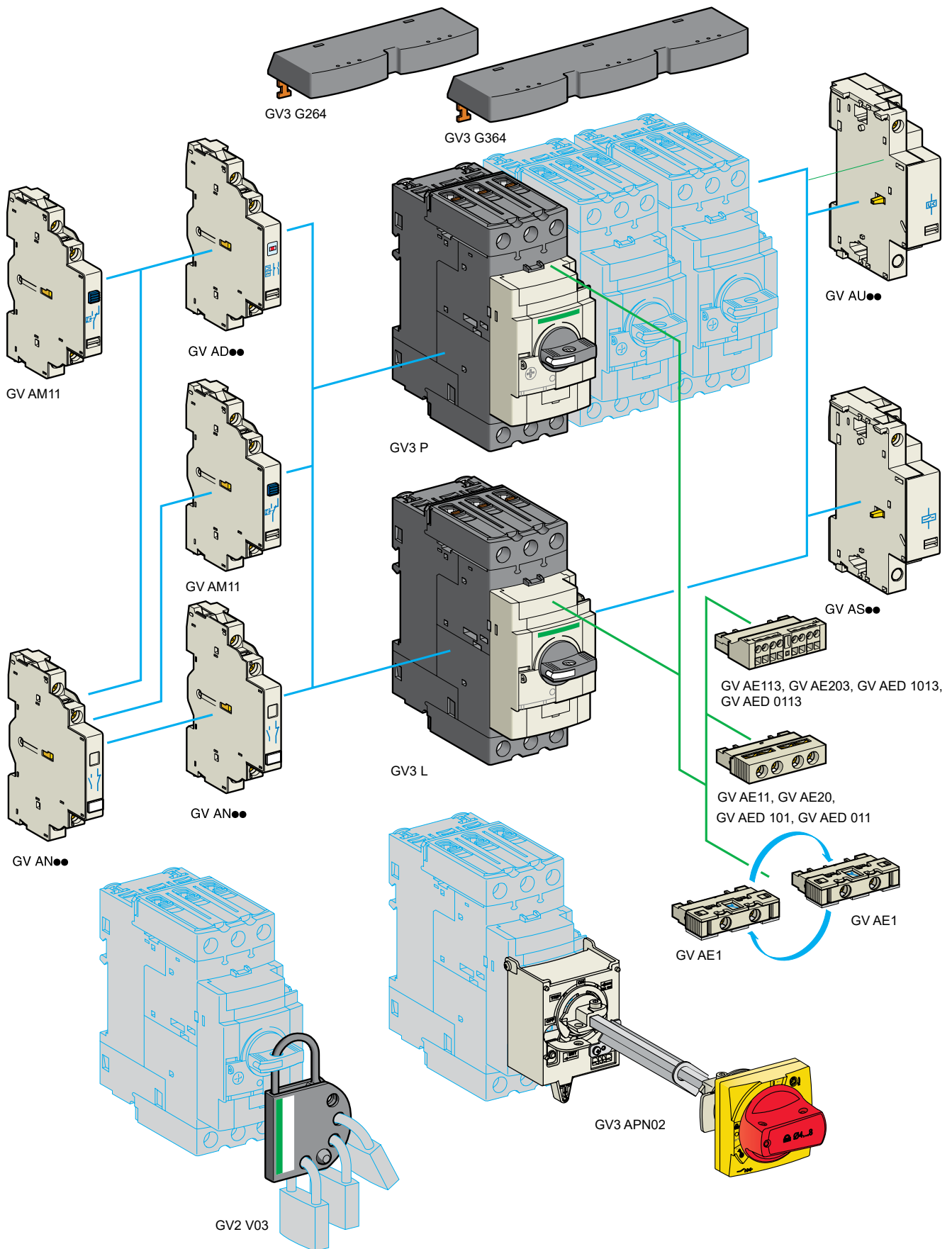
TeSys

Accessories compatibility



TeSys

Accessories compatibility



Vario Switch Disconnectors

[Ithe] Conventional Thermal Current**	Poles Description	Rated Operational Power (AC-23)*	Reference	Unit MRP [₹]
Complete Enclosed Switches				
• Range 12 to 175A, IP 65 Sealable and Lockable				
10	3P	4 kW	VCF02GE	6955
16	3P	5.5 kW	VCF01GE	7565
20	3P	7.5 kW	VCF0GE	9205
25	3P	11 kW	VCF1GE	9865
32	3P	15 kW	VCF2GE	11560
50	3P	22 kW	VCF3GE	17870
63	3P	30 kW	VCF4GE	20910

* Rated Power at 690V

** Ith in enclosure

For Switch Type (Amps)	Mounting Arrangement	Ingress	Reference	Unit MRP [₹]
Operators (Padlockable)				
12 - 40	4 Screw Fixing	IP65	KCF1PZ	2020
63 - 80	4 Screw Fixing	IP65	KCF2PZ	2130
125 - 175	4 Screw Fixing	IP40	KCF3PZ	8625

Vario Switch Disconnectors

[Ithe] onventional Thermal Current**	Poles Description	Reference	Unit MRP [₹]
Complete Switch with Padlockable Operator			
• Suitable for Front Mounting or Base Mounting			
12	3P	VCF02	4365
20	3P	VCF01	4750
25	3P	VCF0	5540
32	3P	VCF1	5800
40	3P	VCF2	7200
63	3P	VCF3	14775
80	3P	VCF4	12200
125	3P	VCF5	27965
175	3P	VCF6	33895
Switch Bodies			
12		V02	2845
20		V01	3285
25		V0	3900
32		V1	4750
40		V2	5800
63		V3	8090
80		V4	10630
125		V5	21565
175		V6	27535

Accessories

Description	For Use with Switch Bodies	Rating in A	Pole Composition	Earth Contact	Auxiliary Contacts	Reference	Unit MRP [₹]
Vario Add-on Modules ⁽¹⁾							
Main Pole Module	V02/VCF02	12	1P	-	-	VZ02	2035
	V01/VCF01	20	1P	-	-	VZ01	2070
	V0/VCF0	25	1P	-	-	VZ0	2215
	V1/VCF1	32	1P	-	-	VZ1	2155
	V2/VCF2	40	1P	-	-	VZ2	2315
	V3/VCF3	63	1P	-	-	VZ3	3005
	V4/VCF4	80	1P	-	-	VZ4	3005
Neutral Pole Module ⁽²⁾	V02 / VCF02 to V2 / VCF2	-	1N	-	-	VZ11	2485
	V3 / VCF3 to V4 / VCF4	-	1N	-	-	VZ12	3320
	V5 / VCZ5 to V6 / VCZ6	-	1N	-	-	VZ13	6860
Earthing Module	V02 / VCF02 to V2 / VCF20	-	-	-	-	VZ14	2445
	V3 / VCF3 to V4 / VCF4	-	-	1	-	VZ15	2880
	V5 / VCZ5 to V6 / VCZ6	-	-	1	-	VZ16	4480
Auxiliary Contact Block Module	V02/ VCF02 to V6 / VCZ6	-	-	-	1NO + 1NC	VZ7	2550
	V2/ VCF02 to V6 / VCZ6	-	-	-	2NO	VZ20	2550

(1) For mounting option of modules, please refer to the technical catalogue.

(2) With early make and late break contacts

Description	For Use With	Reference	Unit MRP [₹]
Components for Door Interlocking			
Shaft extension - for Mini-VARIO and VARIO - V02..V2	V02...V2	VZ17	2445
	V02...V2	VZ30	2880
Shaft extension - for Mini-VARIO and VARIO - V3 V4 V5 V6	V3, V4, V5, V6	VZ18	2880
	V3, V4, V5, V6	VZ31	3285
Door interlock plate	VZ17 / VZ30	KZ32	845
	VZ18/31	KZ74	1445
Input Terminal Protection Shrouds			
Terminal Shrouds	V02 - V2	VZ8	830
	V3 - V4	VZ26	720
	V3 - V4	VZ9	860
	V5 - V6	VZ27	720
	V5 - V6	VZ10	1090
	V02 - V6	VZ28	1220
	V02 - V6	VZ29	995

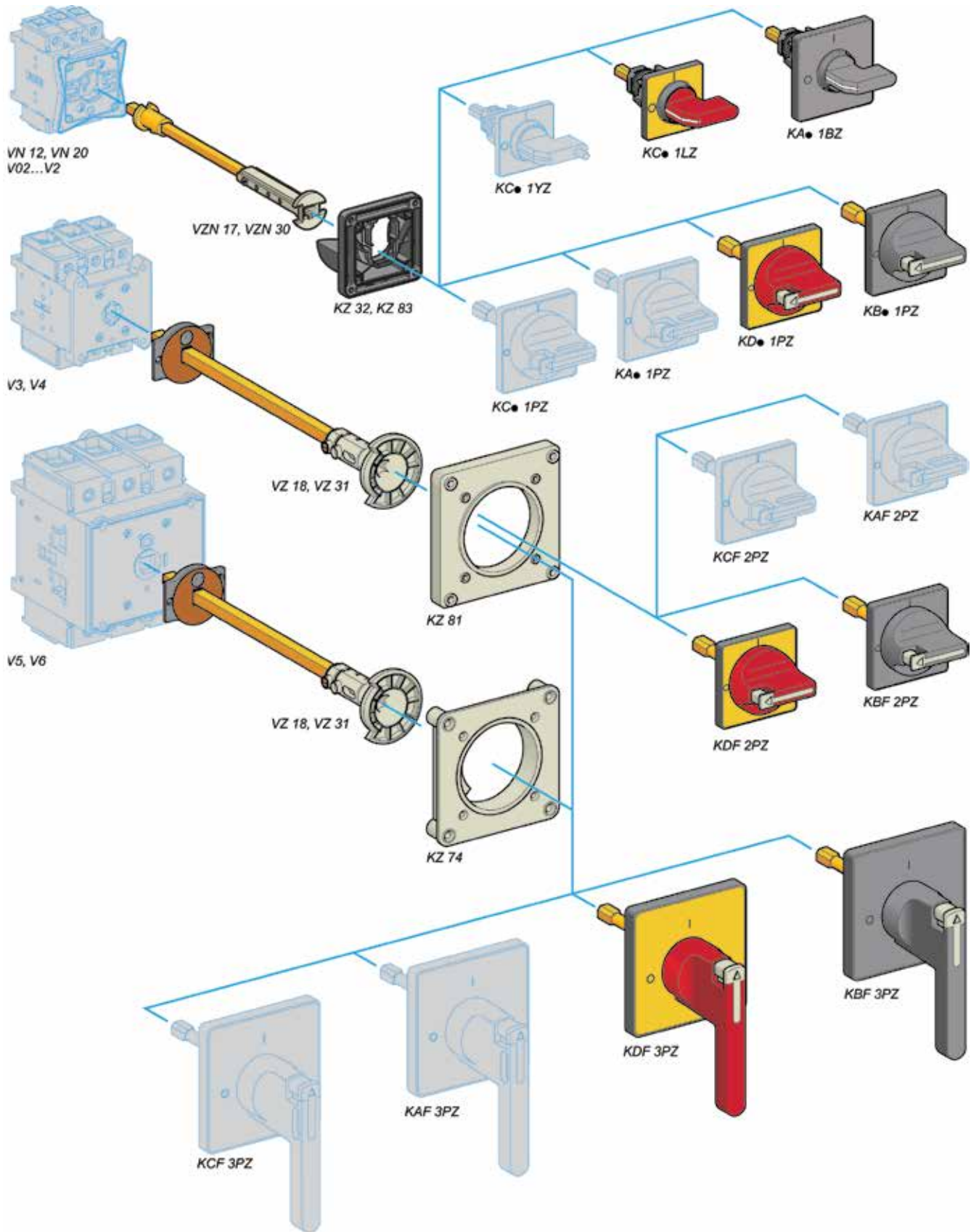
For details on non standard references, technical parameters, accessories, compatibility, stockable and non stockable status please contact Customer Care

NORMAL STOCK ITEMS

W.E.F. June 10th, 2026

TeSys Control

Accessories for Switches





Smarter Load Management with TeSys Island

The Key to Unprecedented Efficiency

Digital Load Manager

TeSys Island - the innovative & digital multifunctional load management solution up to 80A

Industry 4.0

Predictive Maintenance

Cyber Secure



TeSys Active

TeSys Island

• All-in-one Solution for Versatile & Flexible Load Management •

Motor Protection

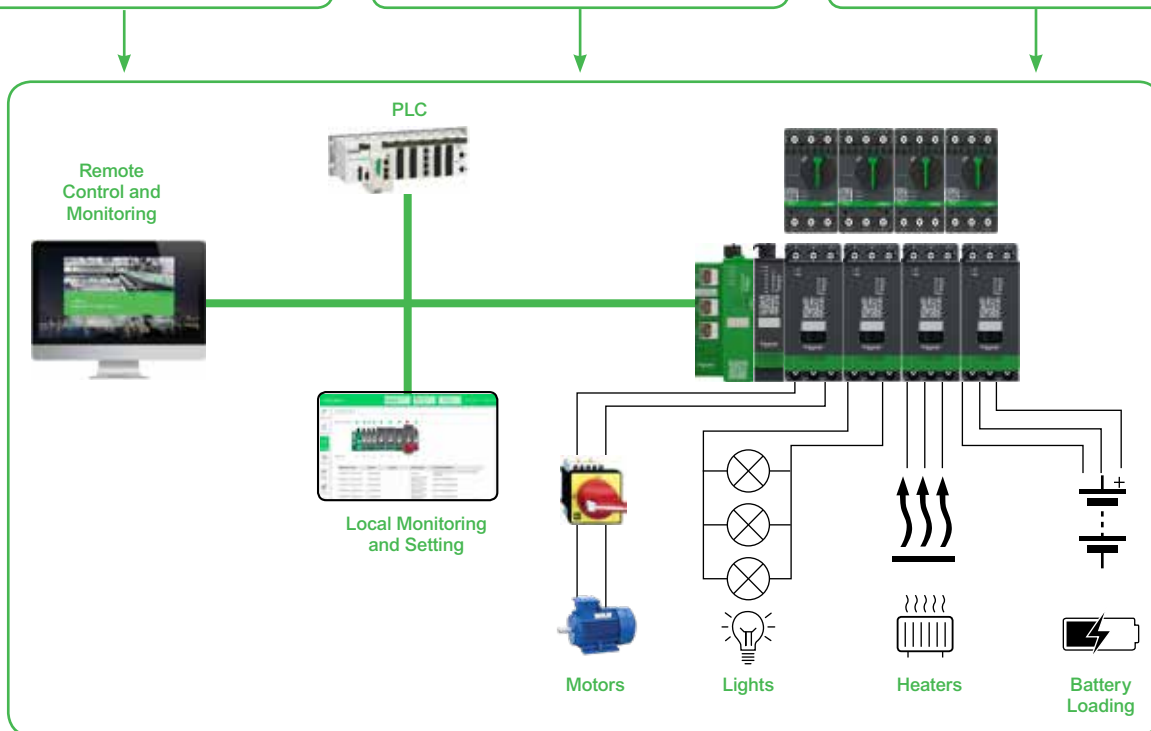
- Motor Overload
- Over/Under Current
- Jam/Stall
- Long Start
- Rapid Restart Lockout

Upstream Protection

- Phase Loss
- Phase Reversal
- Phase Unbalance
- Ground Current Detection

Analytics

- Health Diagnostic
- Energy Management
- Demand Management



Designation	Product Specification	Commercial Reference
TeSys island components		
Standard Starter	9A (AC-3)	TPRST009
Standard Starter	25A (AC-3)	TPRST025
Standard Starter	38A (AC-3)	TPRST038
Standard Starter	65A (AC-3)	TPRST065
Standard Starter	66A (AC-3) - 80A (AC-1)	TPRST080
SIL Starter	9A (AC-3)	TPRSS009
SIL Starter	25A (AC-3)	TPRSS025
SIL Starter	38A (AC-3)	TPRSS038
SIL Starter	65A (AC-3)	TPRSS065
SIL Starter	66A (AC-3) - 80A (AC-1)	TPRSS080
Power interface module	9A (AC-3)	TPRPM009
Power interface module	38A (AC-3)	TPRPM038
Power interface module	80A (AC-3)	TPRPM080
Voltage interface module		TPRVM001
SIL interface module		TPRSM001
Digital I/O module	(4 input - 2 output)	TPRDG4X2
Analog I/O module	(2 input -1 output)	TPRAN2X1
Bus Coupler	EtherNet/IP - Modbus TCP	TPRBCEIP
Bus Coupler	PROFINET	TPRBCPFN
Bus Coupler	PROFIBUS	TPRBCPF8
Assembly and Wiring Kits		
Kit for reversing starter application	for 9, 25, 38A (size 1 and 2) starters	LAD9R1
Kit for reversing starter application	for 65, 80A (size 3) starters	LAD9R3
Jumper bar 3-pole for Star Delta application	for 9, 25, 38A (size 1 and 2) starters	LAD9P3
Kit for reversing starter application	for 65, 80 A (size 3) starters, a hazard sticker is provided	LAD9SD3S

*Architecture shown above is only for graphical representation

TeSys Control

Ultra motor starters

Introduction

From traditional solution



Ultra motor starter- All in one block for advance protection

Motor circuit breaker:
GV2L



Magnetic protection
> short-circuit protection

Contactor:
LC1D



Control
> Start/Stop

Status monitoring
> signaling
> alarm monitoring

Protection relay:
LRD



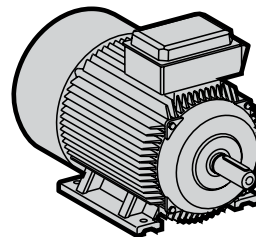
Thermal protection
> overload



Ultra motor starter
> All basic or advanced protection and control functions in one block

and more...

- > Overload indication and alarm
- > Status report, remote control via communication bus



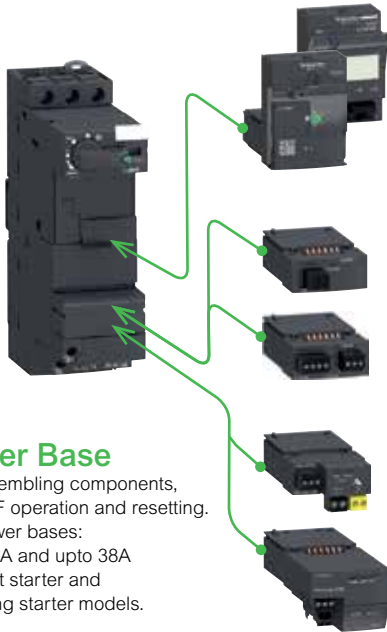
Ultra motor starters
can be used in
80 %
of motor protection and control applications.

TeSys Control

Ultra motor starters



- Total Coordinated Starter – 3 functions in a single device
- Compact Starter, DOL / RDOL upto 18.5kW (38A, AC-3) in 45mm width
- Direct connectivity to Modbus / Profibus / CANopen / DeviceNet
- Higher switching life - 15Million operations, 2Million AC-43 electrical life
- Breaking capacity upto 130kA



Control Unit

Performs all the electrical protection functions to cover main applications from 0 to 38A.

Some of these also provide advanced measurement, alarm and display functions.

4 simple function modules

Thermal overload alarm Indication of motor load
Thermal overload signalling and manual reset
Thermal overloaded signalling and automatic or remote reset.

4 communication modules

Profibus DP
CANopen
DeviceNet
Modbus.

Power Base

For assembling components, ON/OFF operation and resetting.
> 3 power bases:
upto 12A and upto 38A
> Direct starter and reversing starter models.

40%

“TeSys solutions allow us to reduce the size of our enclosure” says a panel builder from the water treatment sector

60%

“Late customization means that we can build 60% of the panels, even though the project design has not yet been completed” says an engineer in a food processing industry

Quick Selection

Select 1	+	Select 1	Optional	or	Optional	or	Optional											
Base Power Unit Non-Reversing LUB 120 0.. 12A with terminal 12 0.. 12A no terminal 120* 0.. 32A with terminal 32 0.. 32A no terminal 320* 0.. 38A with terminal 38 0.. 38A no terminal 380* Reversing LU2B 120 BL 0.. 12A with terminal 12 0.. 12A no terminal 120* 0.. 32A with terminal 32 0.. 32A no terminal 320* 0.. 38A with terminal 38 0.. 38A no terminal 380* 24 V DC BL 24 V AC B 48...72 VAC or 48 VDC ES 110..240 VAC/DC FU <small>*prewired cables to be ordered separately</small>		Control Unit LUC B X6 BL Class 10, 3Ph B Class 10, 1Ph C Class 20, 3Ph D 0.15 to 0.6 A X6 0.35 to 1.4 A 1X 1.25 to 5 A 05 3 to 12 A 12 4.5 to 18 A 18 8 to 38 A 38 24V DC BL 24VAC B 48...72 VAC/48 VDC ES 110..240VAC/DC FU	Communication Module* LUJC 033 Modbus Serial 033 Profibus DP 07 CANopen 08 DeviceNet 09 Prewired Cables <table border="1"> <thead> <tr> <th>Description</th> <th>Reference</th> </tr> </thead> <tbody> <tr> <td>Prewired cable for non-reversing power base</td> <td>LU9BN11C or LU9BN11L</td> </tr> <tr> <td>Prewired cable for reversing power base</td> <td>LU9MRC or LU9MRL</td> </tr> </tbody> </table>	Description	Reference	Prewired cable for non-reversing power base	LU9BN11C or LU9BN11L	Prewired cable for reversing power base	LU9MRC or LU9MRL	Function Module LUF DH11 Fault diff. with manual reset DH11 Fault diff. with auto reset DA10 Thermal overload pre-alarm W10 Motor load indication (4-20mA) V2	Auxiliary Contacts Contactor auxiliary contacts LUFN 11 1NO + 1NC 11 2NC 02 2NO 20 Side contacts 2NO LUJA8E20 Power auxiliary contacts (trip status) LU1C 20 1NO + 1NC 11 2NO 20	Accessories <table border="1"> <thead> <tr> <th>Description</th> <th>Reference</th> </tr> </thead> <tbody> <tr> <td>Line spacer for UL508 Type E</td> <td>LU9SPO</td> </tr> <tr> <td>Current limiter 130kA@460V</td> <td>LUALB1</td> </tr> </tbody> </table>	Description	Reference	Line spacer for UL508 Type E	LU9SPO	Current limiter 130kA@460V	LUALB1
Description	Reference																	
Prewired cable for non-reversing power base	LU9BN11C or LU9BN11L																	
Prewired cable for reversing power base	LU9MRC or LU9MRL																	
Description	Reference																	
Line spacer for UL508 Type E	LU9SPO																	
Current limiter 130kA@460V	LUALB1																	

*Suitable with 24V DC starter variant only

Note: For prices please contact Customer Care



Wherever productivity is a concern, intelligence to Motor Control is the solution

Transform Your Conventional MCC into a Smart Powerhouse!

Upgrade to the Intelligent Motor Control Center (iMCC) with TeSys Tera – an advanced intelligent relay that brings next-level protection, real-time insights, and built-in smart features.

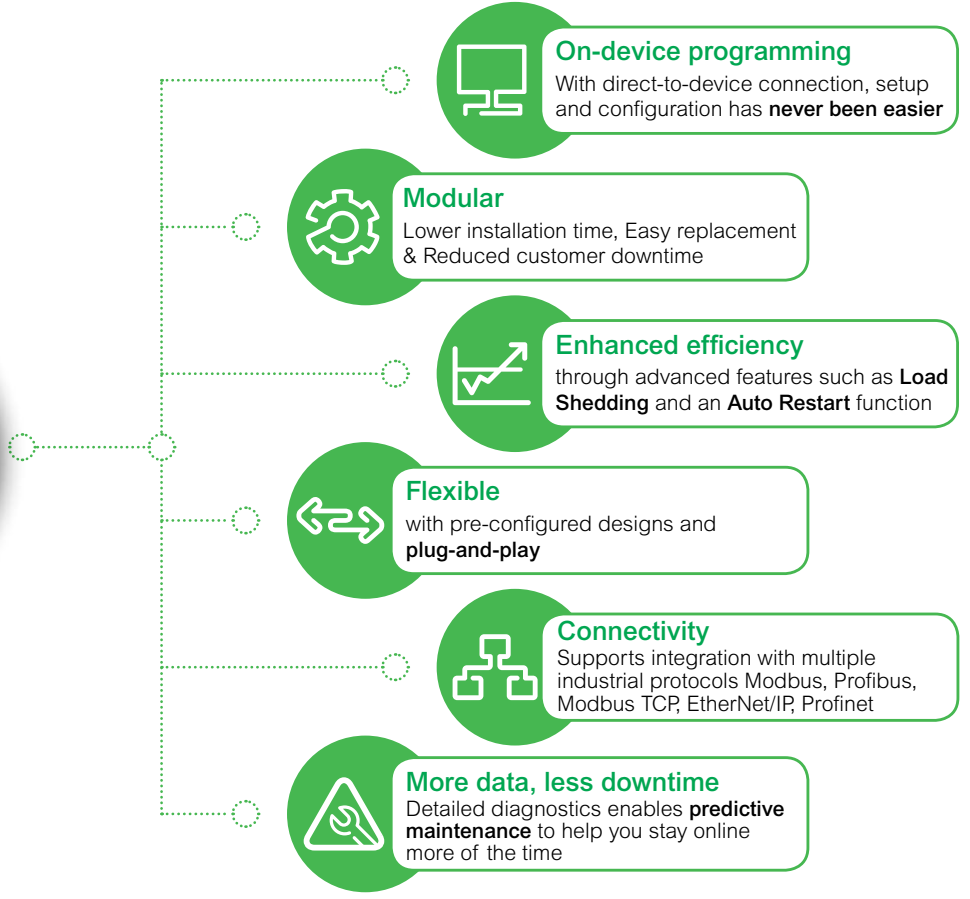


TeSys Tera NEW

Experience the enhanced intelligence of your Motor Management System with our new and advanced TeSys Tera.




- Sustainable
- Versatile
- Efficient
- Modular



TeSys Active

Tera Motor Management System

Main Unit




Reference: **LTMT E BD**

Network Protocol	Ethernet IP / Modbus TCP/IP	E	BD
	Modbus	M	
	Profibus DP	P	
	ProfiNet	PN	

Control Voltage	24 V DC	BD
	110-240V AC/DC	FM

Sensor Module



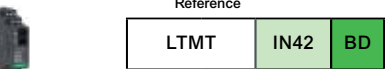
Reference: **LTMT CT 3 T**

Current Range	0.3-3 A	3
	2.5-25 A	25
Current Range	7-70 A*	70
	10-100 A**	100

Mounting	Horizontal	T
	Vertical	L

Only current measurement CT
 Current and voltage measurement CTV (60...690 V AC)

Expansion Module



Reference: **LTMT IN42 BD**

Expansion Type	4DI+2DO	IN42	BD
	6DI	IN60	
	2AI+1AO	AN21	
	EF+2DI+2DO	ZCT22*	
	Temperature	PTC	

Control Voltage	24 V DC	BD
	110-240V AC/DC	FM


*Not applicable for Horizontal CT
 ** Not applicable for Vertical CT

*Only applicable with Vertical CT's

TeSys Tera Accessories


Control Operator Unit

Description	Reference
Powered from LTMT Main Unit	LTMTCUF
Displays parameters, alarms and trip & controls the motor	
Provides the FDR (Fast Device Replacement) service with configuration backup	




Current Transformers

Primary [A]	Secondary [A]	Reference
100	1	LT6 CT1001
200	1	LT6 CT2001
400	1	LT6 CT4001
800	1	LT6 CT8001




Ground Fault CT's

Primary [A]	Internal Ø "d" [mm]	Reference
65	30	50437
85	50	50438
160	80	50439
250	120	50440
400	200	50441
630	300	50442





Connecting Cables

Description	Number and type of connectors	Length m	Reference
For connecting the Main Controller to the Sensor Module	2 x RJ11	0.15	LTMT9RJ1015
		0.2	LTMT9RJ102
		0.5	LTMT9RJ105
For connecting the Main Controller to the LTMTCUF Control Operator Unit	2 x RJ45	1	LTMT9CU10S
For connecting the Main Controller to the Expansion Module	2 x RJ45	3	LTMT9CU30S
		0.1	LTMT9RJ401
		1	LTMT9EX10



Description	Composition	Reference
Programming software SoMove	1 Program for each PC	On request
Connection cable for PC	USB to RJ45 cable	TCSMCNAM3M002P





Schneider Electric India Pvt. Ltd.

Corporate Office: 15th Floor, DT-4 Downtown, DLF Phase 3, Sector 25A, Gurugram, Haryana - 122002

Ahmedabad

Schneider Electric India (P) Ltd.
1506-1507, 15th Floor Shaph-5
Opp.Karnavati Club, SG Highway,
Ahmedabad, Gujarat - 380015
Tel.: 079-66826701

Coimbatore

Schneider Electric India Pvt. Ltd.
Mikro Grafeo Services Pvt Ltd.,
Elysium Tower, #21, A.T.T
Colony, Near Honda Office,
Coimbatore, Tamil Nadu - 641018

Lucknow

Schneider Electric India (P) Ltd.
Summit, Plot No. TCG 3/3
6th Floor, 604A/B/C, Vibhuti Khand
Gomti Nagar, Lucknow
Uttar Pradesh - 226010
Tel.: 0522-3500334

Nashik

Schneider Electric India (P) Ltd.
401, 4th Floor, Rishi Raj Towers
Jehan Circle, Gangapur Road
Nashik - 422013
Tel.: 0253-2344333

Bengaluru

Schneider Electric India (P) Ltd.
No. 3/1, JP Techno Park
Mezzanine Floor, Millers Tank Bund
Road, Vasanth Nagar
Bengaluru - 560052
Tel.: 080-71481351

Hyderabad

Schneider Electric Pvt. Ltd.
4B-4th Floor, Gumidelli Towers,
Prakash Nagar, Begumpet,
Hyderabad - 500016

Ludhiana

Schneider Electric India (P) Ltd.
SCO 23, 2nd Floor,
Chandigarh Road, Sector 32
Ludhiana, Punjab -141010
Tel.: 0161- 5203011

New Delhi

Schneider Electric India (P) Ltd.
C-56, Mayapuri Industrial Area, Phase-2
New Delhi - 110064
Tel.: 011-61317400

Bhubaneswar

Schneider Electric India (P) Ltd.
Workloop Co-Working in the property
Office No. 316, Esplanade One Mall
Rasulgarh, Bhubaneswar - 751010

Indore

Schneider Electric India (P) Ltd.
219, Dhan Trident Building
Vijay Nagar, A.B.Road
Indore - 452001

Mohali

Schneider Electric India (P) Ltd.
2nd Floor, Tower-A
Bestech Business Tower
Mega Information & Technology Park
Industrial Plot No.1, Phase IX
(Expansion), Mohali - 160059
Tel.: 0172-7198200

Pune

Schneider Electric India (P) Ltd.
Amar Caliber, CTS No 911, BMCC Road,
OFF F.C. Road, Deccan Gymkhana,
Shivaji Nagar, Pune - 411007
Tel.: 020-67492500

Chennai

Schneider Electric India (P) Ltd.
No: 29, 2nd Floor,
Bannari Amman Towers, B-Block
Dr. Radhakrishnan Road, Mylapore
Chennai - 600 004
Tel.:044-71912000

Jaipur

Schneider Electric India (P) Ltd.
Jaipur Business Centre 309
3rd Floor, Sangam Tower 190
Church Road, Jaipur - 302001
Tel.: 0141-2374810

Mumbai

Schneider Electric India Pvt. Ltd.
L&T Business Park, Tower B,
7th Floor, TC-II, Gate No.5,
Saki Vihar Road, Powai,
Mumbai - 400072

Vadodara

Schneider Electric India (P) Ltd.
Notus IT Park, 10th Floor, Block-D
Sarabhai Campus, Vadiwadi
Vadodara, Gujarat - 390017

Cochin

Schneider Electric India (P) Ltd.
Alapatt Properties Private Limited
(Trade Name: Centre A)
Main Door Number: 66/4971
(Old Door Number: 40/6584-H)
7th Floor Alapatt Heritage Building
MG Road Kochi - 682035

Kolkata

Schneider Electric (I) Pvt. Ltd.
BN3, Salt Lake, Sector V,
Kolkata - 700091

Nagpur

Schneider Electric India (P) Ltd.
6, Vasant Vihar Complex
W.H.C Road, Shankar Nagar
Nagpur - 440010
Tel.: 0712-2558581

Vishakhapatnam

Schneider Electric India (P) Ltd.
D.N.10-1-43, 1st Floor
Ratnam's Business Centre,
Siripuram Fort, C.B.M.Compound
Vishakhapatnam - 530016
Tel.: 0891-6675500

Customer Care Centre

Monday-Saturday, 9 a.m. to 8 p.m.

Toll-free numbers: 1800 419 4272, 1800 103 0011

Email: customercare.in@schneider-electric.com

For more information, visit our website at: www.se.com/in

- All Prices are in Indian Rupees
- Prices are subject to change without prior notice
- Product evolution is a continuous process and Schneider Electric reserves the right to modify/withdraw any product at any time without prior notice
- Prices charged will be as prevailing on the date of dispatch
- Invoice Amount = (MRP – less Applicable discount) + Applicable GST %
- Tax incidence on invoices is basis applicable GST rates
- Invoice amount not to exceed MRP
- Product pictures shown are for illustration purpose only; actual product may vary
- Kindly refer product datasheet for detailed specification
- SE recommends to procure products from our authorized sellers only, list of our authorized sellers can be found on <https://www.se.com/in/en/work/support/locator/partner-map/>

Distributor