We touch
your electricity
everyday!

C&S electric

PRICE LIST

w.e.f. 1st September, 2026

LV Components & Solutions

GO TO CONTENTS PAGE

C&S electric

We touch your electricity everyday!

- Air Circuit Breakers
- Moulded Case Circuit Breakers
- Automatic Transfer Switch
- Motor Protection Circuit Breakers
- Power Contactors
- Control & Signalling Devices
- Meters
- Surge Protection Devices

- Power Capacitor
- Alarm Annunciator
- Active Power Filter
- Active VAr Generator
- Reactor
- APFCR
- Thyristor Switching

- Air Circuit Breakers
- Moulded Case Circuit Breakers
- Power Contactors
- DC Energy Meters

- Residual Current Circuit Breakers
- Miniature Circuit Breaker - DC & AC
- EV Distribution Board
- Switch Disconnector

- Miniature Circuit Breakers
- Residual Current Circuit Breakers
- Distribution Boards
- RCBO

Lighting Trunking

C&S electric

CONTENTS

Power Distribution Components	Page No.
WiNmaster3 ACB	6 ~ 10
WiNmaster2 ACB	11 ~ 14
AH/AHA ACB	15 ~ 23
WiNbreak1 MCCB	24 ~ 30
WiNbreak2 MCCB	31 ~ 34
WiNbreak MCCB - CSC Series	35
Switch Disconnector Fuse Unit	36 ~ 38
Switch Disconnector	39 ~ 41
On Load Changeover Switch	42
Bypass Switch	43 ~ 44
Switch Disconnector Fuse Changeover	45
Automatic Transfer Switch	46 ~ 47
DC Fuse New	48
Fusegear	49 ~ 50
Lighting Trunking	51 ~ 52
Power Control Components	
Motor Protection Circuit Breaker (MPCB)	54 ~ 55
robusTa2 Contactor	56 ~57
Exceed M-Range Contactor	58 ~ 59
ExceeD Contactor	60 ~ 61
robusTa Power Contactor	62 ~ 65
Capacitor Duty Contactor	66
robusTa Overload Relay	67
Accessories - robusTa & ExceeD Contactor	68 ~ 69
D Range Contactor, Overload Relay & Accessories	70 ~ 71
4 Pole & 2 Pole Contactor & Overload Relay	72
Exceed Definite Purpose Contactor	73
Definite Purpose Contactor	74
Industrial Plug & Socket	75 ~ 76
Control & Signalling Device	77 ~ 85
Motor Starters	86 ~ 92
Protection, Measurement & Control Devices	
Surge Protection Device	94
Meter	95 ~ 96
Alarm Annunciator New	97 ~ 98
Power Capacitor New	99-101
Power Quality Device New	102 ~105
Electronic Overload & Arc Protection Relay	106~107
Electronic Motor Protection Relay	108~111
ELR - Earth Leakage Relay	112
DG AMF / Synchronizing Controller	113
Voltage & Current Monitoring Relay & Timer	113
Temperature Sensor New	114
Final Power Distribution Components	
Miniature Circuit Breaker, Isolator & MCB Type Changeover Switch	116 ~ 123
RCBO	124 ~ 125
Residual Current Circuit Breaker	126 ~ 127
ACCL	128
EV Distribution Board New	129
EPiTOME Distribution Board New	130~133
EPiC & EPiC-F, Special Distribution Board	134~137
Plug & Socket DB	138
Type 2 Co-ordination Charts	139
Central Customer Care (CCC)	143

General Terms & Conditions

Maximum Retail Price are subject to revision without prior notice and will be applicable as prevailing at the time of dispatch.

- This Price List supersedes all previous Price Lists.
- All prices are on Maximum Retail Price basis inclusive of all Duties, GST and any other Tax as applicable.
- All Prices are in Indian Rupees.
- All prices indicated are for unit quantity. In case of ordering products with standard packaging defined, Kindly multiply by unit rate.

WARRANTY CLAUSE

All our products carry a standard warranty against manufacturing defects for a period of 18 months from the date of invoicing or 12 months from the date of installation, whichever is earlier, subject to it's usages in normal recommended operating conditions. The Company's liability shall be limited to exchange or repair of the defective product sold, at its discretion, provided that such defective product are returned to nearest sales office. In the event of failure to return the defective product within 30 days to the location of origin of invoice, a debit note / invoice will be raised against the advance replacement material at the original supply price +5% penalty.

CENTRAL CUSTOMER CARE (CCC)

Single stop Customer Support for all service needs, please contact:

Toll Free Number: 1800 572 2012
E-mail: customercare@cselectric.co.in

POR - Price on request
Products have been classified as Stockable & Non Stockable items.
Non Stockable items has been marked as ☒

HSN Code denoted as below:
[HSN Code 8536] GST@18%*
[HSN Code 8537] GST@18%*
[HSN Code 8538] GST@18%*

*Subject to change as per Government of India notification

GO TO CONTENTS PAGE

C&S electric

Power Distribution Components

- Air Circuit Breakers
- Moulded Case Circuit Breakers
- Switch Disconnector Fuses
- Switch Disconnectors
- Changeover & Bypass Switches
- Automatic / Motorized Transfer Switches
- HRC Fuse Links, Fuse Bases & Fuse Holders

GO TO CONTENTS PAGE

C&S electric

BUILT TO KEEP RUNNING

GO TO CONTENTS PAGE

INTELLIGENT RELEASE

Micropro Series

- LSIG; Neutral & Advance Protection
- MCR & HSISC Protection
- Thermal Memory for LT & ST
- LCD Display
- Self-diagnostics in Test Mode
- Modbus Protocol, ZSI and Breaker Failure Protection
- Contact wear Indication, Total no of Operations & Operating time
- ACB ID Assignment
- Bar Representation for Input Current and Voltage on Home Screen

WiNmaster3 Air Circuit Breakers - Operational Voltage upto 690V

- Range 630A to 4000A
- ACB with Universal Termination*
- Microprocessor release with Individual Fault Annunciation LEDs

Price on Request

[HSN Code: 8536]

3 Pole *MDO Winmaster3 Air Circuit Breakers with Micropro3- 3.1 Release with LSING Protection, Icu=Ics

Rating (Amps)	N (50kA @ 415V AC)	S (65kA @ 415V AC)	L (80kA @ 415V AC)	H (100kA @ 415V AC)
630A	WX306N3P1MDOA(S)	WX306S3P1MDOA(S)	WX306L3P1MDOA(S)	-
800A	WX308N3P1MDOA(S)	WX308S3P1MDOA(S)	WX308L3P1MDOA(S)	WX308H3P2MDOA(S)
1000A	WX310N3P1MDOA(S)	WX310S3P1MDOA(S)	WX310L3P1MDOA(S)	WX310H3P2MDOA(S)
1250A	WX312N3P1MDOA(S)	WX312S3P1MDOA(S)	WX312L3P1MDOA(S)	WX312H3P2MDOA(S)
1600A	-	WX316S3P1MDOA(S)	WX316L3P1MDOA(S)	WX316H3P2MDOA(S)
2000A	-	-	WX320L3P1MDOA(S)	WX320H3P2MDOA(S)
2500A	-	-	WX325L3P1MDOA(S)	WX325H3P2MDOA(S)
3200A	-	-	-	WX332H3P2MDOA(S)
4000A	-	-	-	WX340H3P2MDOA(S)

4 Pole *MDO Winmaster3 Air Circuit Breakers with Micropro3- 3.1 Release with LSING Protection, Icu=Ics

Rating (Amps)	N (50kA @ 415V AC)	S (65kA @ 415V AC)	L (80kA @ 415V AC)	H (100kA @ 415V AC)
630A	WX306N4P1MDOA(S)	WX306S4P1MDOA(S)	WX306L4P1MDOA(S)	-
800A	WX308N4P1MDOA(S)	WX308S4P1MDOA(S)	WX308L4P1MDOA(S)	WX308H4P2MDOA(S)
1000A	WX310N4P1MDOA(S)	WX310S4P1MDOA(S)	WX310L4P1MDOA(S)	WX310H4P2MDOA(S)
1250A	WX312N4P1MDOA(S)	WX312S4P1MDOA(S)	WX312L4P1MDOA(S)	WX312H4P2MDOA(S)
1600A	-	WX316S4P1MDOA(S)	WX316L4P1MDOA(S)	WX316H4P2MDOA(S)
2000A	-	-	WX320L4P1MDOA(S)	WX320H4P2MDOA(S)
2500A	-	-	WX325L4P1MDOA(S)	WX325H4P2MDOA(S)
3200A	-	-	-	WX332H4P2MDOA(S)
4000A	-	-	-	WX340H4P2MDOA(S)

3 Pole *MF Winmaster3 Air Circuit Breakers with Micropro3- 3.1 Release with LSING Protection, Icu=Ics

Rating (Amps)	N (50kA @ 415V AC)	S (65kA @ 415V AC)	L (80kA @ 415V AC)	H (100kA @ 415V AC)
630A	WX306N3P1MFA(S)	WX306S3P1MFA(S)	WX306L3P1MFA(S)	-
800A	WX308N3P1MFA(S)	WX308S3P1MFA(S)	WX308L3P1MFA(S)	WX308H3P2MFA(S)
1000A	WX310N3P1MFA(S)	WX310S3P1MFA(S)	WX310L3P1MFA(S)	WX310H3P2MFA(S)
1250A	WX312N3P1MFA(S)	WX312S3P1MFA(S)	WX312L3P1MFA(S)	WX312H3P2MFA(S)
1600A	-	WX316S3P1MFA(S)	WX316L3P1MFA(S)	WX316H3P2MFA(S)
2000A	-	-	WX320L3P1MFA(S)	WX320H3P2MFA(S)
2500A	-	-	WX325L3P1MFA(S)	WX325H3P2MFA(S)
3200A	-	-	-	WX332H3P2MFA(S)
4000A	-	-	-	WX340H3P2MFA(S)

4 Pole *MF Winmaster3 Air Circuit Breakers with Micropro3- 3.1 Release with LSING Protection, Icu=Ics

Rating (Amps)	N (50kA @ 415V AC)	S (65kA @ 415V AC)	L (80kA @ 415V AC)	H (100kA @ 415V AC)
630A	WX306N4P1MFA(S)	WX306S4P1MFA(S)	WX306L4P1MFA(S)	-
800A	WX308N4P1MFA(S)	WX308S4P1MFA(S)	WX308L4P1MFA(S)	WX308H4P2MFA(S)
1000A	WX310N4P1MFA(S)	WX310S4P1MFA(S)	WX310L4P1MFA(S)	WX310H4P2MFA(S)
1250A	WX312N4P1MFA(S)	WX312S4P1MFA(S)	WX312L4P1MFA(S)	WX312H4P2MFA(S)
1600A	-	WX316S4P1MFA(S)	WX316L4P1MFA(S)	WX316H4P2MFA(S)
2000A	-	-	WX320L4P1MFA(S)	WX320H4P2MFA(S)
2500A	-	-	WX325L4P1MFA(S)	WX325H4P2MFA(S)
3200A	-	-	-	WX332H4P2MFA(S)
4000A	-	-	-	WX340H4P2MFA(S)

NOTE:
*Universal termination option available upto 3200A
For ordering EDO ACB replace MDO by EDO in the above reference code.
For ordering EF ACB replace MF by EF in the above reference code.

WiNmaster3 Air Circuit Breakers - Operational Voltage 800V

- Range 630A to 4000A
- ACB with Universal Termination*
- Microprocessor release with Individual Fault Annunciation LEDs

Price on Request

[HSN Code: 8536]

3 Pole MDO Winmaster3 Air Circuit Breakers with Micropro3- 3.1 Release with LSING Protection, Icu=Ics

Rating (Amps)	MC (42kA @ 800V AC)	NC (50kA @ 800V AC)
630A	WX306MC3P1MDOA(S)	-
800A	WX308MC3P1MDOA(S)	WX308NC3P2MDOA(S)
1000A	WX310MC3P1MDOA(S)	WX310NC3P2MDOA(S)
1250A	WX312MC3P1MDOA(S)	WX312NC3P2MDOA(S)
1600A	WX316MC3P1MDOA(S)	WX316NC3P2MDOA(S)
2000A	WX320MC3P1MDOA(S)	WX320NC3P2MDOA(S)
2500A	WX325MC3P1MDOA(S)	WX325NC3P2MDOA(S)
3200A	-	WX332NC3P2MDOA(S)
4000A	-	WX340NC3P2MDOA(S)

4 Pole MDO Winmaster3 Air Circuit Breakers with Micropro3- 3.1 Release with LSING Protection, Icu=Ics

Rating (Amps)	MC (42kA @ 800V AC)	NC (50kA @ 800V AC)
630A	WX306MC4P1MDOA(S)	-
800A	WX308MC4P1MDOA(S)	WX308NC4P2MDOA(S)
1000A	WX310MC4P1MDOA(S)	WX310NC4P2MDOA(S)
1250A	WX312MC4P1MDOA(S)	WX312NC4P2MDOA(S)
1600A	WX316MC4P1MDOA(S)	WX316NC4P2MDOA(S)
2000A	WX320MC4P1MDOA(S)	WX320NC4P2MDOA(S)
2500A	WX325MC4P1MDOA(S)	WX325NC4P2MDOA(S)
3200A	-	WX332NC4P2MDOA(S)
4000A	-	WX340NC4P2MDOA(S)

3 Pole MF Winmaster3 Air Circuit Breakers with Micropro3- 3.1 Release with LSING Protection, Icu=Ics

Rating (Amps)	MC (42kA @ 800V AC)	NC (50kA @ 800V AC)
630A	WX306MC3P1MFA(S)	-
800A	WX308MC3P1MFA(S)	WX308NC3P2MFA(S)
1000A	WX310MC3P1MFA(S)	WX310NC3P2MFA(S)
1250A	WX312MC3P1MFA(S)	WX312NC3P2MFA(S)
1600A	WX316MC3P1MFA(S)	WX316NC3P2MFA(S)
2000A	WX320MC3P1MFA(S)	WX320NC3P2MFA(S)
2500A	WX325MC3P1MFA(S)	WX325NC3P2MFA(S)
3200A	-	WX332NC3P2MFA(S)
4000A	-	WX340NC3P2MFA(S)

4 Pole MF Winmaster3 Air Circuit Breakers with Micropro3- 3.1 Release with LSING Protection, Icu=Ics

Rating (Amps)	MC (42kA @ 800V AC)	NC (50kA @ 800V AC)
630A	WX306MC4P1MFA(S)	-
800A	WX308MC4P1MFA(S)	WX308NC4P2MFA(S)
1000A	WX310MC4P1MFA(S)	WX310NC4P2MFA(S)
1250A	WX312MC4P1MFA(S)	WX312NC4P2MFA(S)
1600A	WX316MC4P1MFA(S)	WX316NC4P2MFA(S)
2000A	WX320MC4P1MFA(S)	WX320NC4P2MFA(S)
2500A	WX325MC4P1MFA(S)	WX325NC4P2MFA(S)
3200A	-	WX332NC4P2MFA(S)
4000A	-	WX340NC4P2MFA(S)

MRP & Reference Code changes for ACB with Neutral CT		**MRP (₹)**
For ACB with NCT add to the above price of 3 Pole ACB with MP3-3.1	ADD	10730
MRP & Reference Code changes as per the release modification	**Ordering Code**	**MRP (₹)**
Without release ACB	WR	POR
MicroPro3 3.1 (LSING)	A	
MicroPro3 4.1 (LSING, LED Display, Current Measurement, Trip History	B	
MicroPro3 5.1 (LSING, 2 LED Display, Current + Voltage + Power Measurement, Trip History,	C	
MicroPro3 7.1 (LSING + Advanced Protections, LCD Display, Current + Voltage + Power + Harmonics Measurement, Trip History, ZSI, Communication, Maintenance Indicator)	D	

NOTE: For Winmaster3 MRP please connect with nearest branch office.

ACB WiNmaster3 - Ordering Information

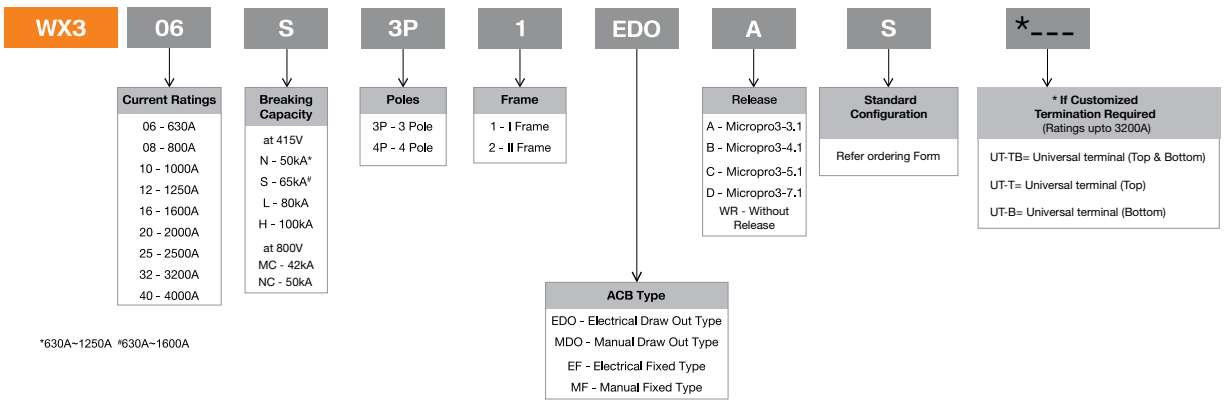

*630A~1250A #630A~1600A

C&S electric

WiNmaster3 ACB Order Form

Please fill separate sheet for each type of ACB, Tick ☑ the box in front of each appropriate item and fill in the blanks.

Customer Name	Order No. & Date	Delivery Date	End User/ Panel Builder Name & Ph. No.

					Product Code
Frame1 ACB	☐ 630A ☐ 800A	☐ 1000A ☐ 1250A	☐ 1600A ☐ 2000A	☐ 2500A	
Breaking Capacity	**630A ~1250A** ☐ 50kA 415V / 36kA 690V	**630A ~1600A** ☐ 65kA 415V / 42kA 690V	**630A ~2500A** ☐ 80kA 415V / 50kA 690V ☐ 42kA 800V		
Frame2 ACB	☐ 800A ☐ 1000A	☐ 1250A ☐ 1600A	☐ 2000A ☐ 2500A	☐ 3200A ☐ 4000A	Qty.
Breaking Capacity	☐ 100kA, 415V AC / 65kA 690V	☐ 50kA, 800V AC			
Variant	☐ 3 Pole	☐ 4 Pole	☐ Manual	☐ Electrical	☐ Fixed ☐ Drawout

Standard Configuration

Manual Fixed (MF)	Electrical Fixed (EF)	Manual Drawn Out (MDO)	Electrical Drawn Out (EDO)
Microprocessor Release	Microprocessor Release	Microprocessor Release	Microprocessor Release
60 Ways SIC (6NO+6NC available on site)	60 Ways SIC (6NO+6NC available on site)	60 Ways SIC (6NO+6NC available on site)	60 Ways SIC (6NO+6NC available on site)
	Charging Motor		Charging Motor
	Shunt Release		Shunt Release
	Closing Coil		Closing Coil
	RTC & Spring charge indication		RTC & Spring charge indication

Customized Termination - 630A to 3200A (Termination of 4000A is vertical only)

- ☐ Top Universal Termination
- ☐ Bottom Universal Terminal
- ☐ Top Flat Terminal
- ☐ Bottom Flat Terminal
- ☐ Phase Barriers (Mandatory in case of Horizontal orientation of terminal / busbar)

Note: In case of customized termination please confirm for Top and Bottom

Closing Coil

110V AC/DC	220V AC/DC	415V AC
24V DC	48V DC	

Shunt Trip Coil

110V AC/DC	220V AC/DC	415V AC
24V DC	48V DC	

Charging Motor

110V AC/DC	220V AC/DC	415V AC

UVT

100-130V AC	220-250V AC	380-440V AC
110V DC	220V DC	
Without Time Delay	With Time Delay	

Release	☐ MicroPro3-3.1	☐ MicroPro3-4.1	☐ MicroPro3-5.1	☐ MicroPro3-7.1*
	☐ Without Release			
#(Control Voltage)	☐ 220V AC	☐ 110~220V DC	☐ 415V AC	☐ 24V DC

- ☐ Door Interlock
- ☐ Key Interlock
  - ☐ 1 ACB
  - ☐ 2 ACB
  - ☐ 3 ACB
- ☐ Mechanical Interlock Cable Type
- ☐ Electrical Position Indication
- ☐ IP 54 Protection (For Drawout ACB Only)
- ☐ Spring charge Ind.(Elec. Only)
- ☐ Mechanical Counter
- ☐ Neutral CT

Special Requirement if any

Notes:
(1) Please refer to catalogue / Price list for further details of MicroPro3 release
(2) Neutral CT is required along with Micropro3 release in case ground fault protection is required with 3P ACB and needs to be connected with solid Neutral Link.
(3) Trip indication switch shall be available by default with ACB equipped with microprocessor release.

*Only for 220V AC

GO TO CONTENTS PAGE

C&S electric

WiNmaster2

Breaker with intelligence

WiNmaster2 Power Circuit Breakers are a new generation of Air Circuit Breakers having modular construction to offer a truly global product platform meeting IEC, ANSI and UL standards.

CE RoHS Compliant

Range 630A~2500A

Single frame for complete range

Poles 3P & 4P

Versions Fixed & Drawout (Mechanical & Electrical)

Ics=Icu=Icw (for 1 sec) at 50kA

Intelligent releases

- Micropro2 3.1
- Micropro2 4.1
- Micropro2 7.1

Measurement | Trip History | ZSI | Fault LED retention | Short Circuit Protection | Communication

WiNmaster2 Air Circuit Breaker

630A~2500A

Features:

- LSING Protection
- Digital Display
- Communication through RS 485 Port
- True RMS Sensing
- Current, Voltage, Power Measurement with Maximeter
- Thermal Memory
- Trip History
- Fault Indication
- Zone Selectivity
- Harmonics

WiNmaster2 Breakers fitted with standard accessories, tabulated below, are included in the Prices mentioned in subsequent tables.

Manual Fixed (MF)
- Microprocessor Release
- Auxiliary Switch 6NO+6NC
- Main CTs
- Terminal Type - Horizontal

Electrical Fixed (EF)
- Microprocessor Release
- Auxiliary Switch 6NO+6NC
- Main CTs
- AC/DC Charging Motor
- Closing Coil
- Shunt Trip
- Terminal Type - Horizontal

Manual Drawout (MDO)
- Microprocessor Release
- Auxiliary Switch 6NO+6NC
- Main CTs
- Safety Shutter
- 60 Way auxiliary isolating contacts
- Terminal Type - Horizontal

Electrical Drawout (EDO)
- Microprocessor Release
- Auxiliary Switch 6NO+6NC
- Main CTs
- Safety Shutter
- 60 Way auxiliary isolating contacts
- AC/DC Charging Motor
- Closing Coil
- Shunt Trip
- Terminal Type - Horizontal

Air Circuit Breaker with Intelligent Release Micropro2-3.1

Fixed 3 Pole **[HSN Code: 8536]**

Rating (Amps)	Breaking Capacity Icu=Ics=Icw (1sec)	Reference	MRP (₹)	
			*MF	*EF
630	50kA	WX06N3P*A(S)	POR	POR
800	50kA	WX08N3P*A(S)		
1000	50kA	WX10N3P*A(S)		
1250	50kA	WX12N3P*A(S)		
1600	50kA	WX16N3P*A(S)		
2000	50kA	WX20N3P*A(S)		
2500	50kA	WX25N3P*A(S)		

Fixed 4 Pole **[HSN Code: 8536]**

Rating (Amps)	Breaking Capacity Icu=Ics=Icw (1sec)	Reference	MRP (₹)	
			*MF	*EF
630	50kA	WX06N4P*A(S)	POR	POR
800	50kA	WX08N4P*A(S)		
1000	50kA	WX10N4P*A(S)		
1250	50kA	WX12N4P*A(S)		
1600	50kA	WX16N4P*A(S)		
2000	50kA	WX20N4P*A(S)		
2500	50kA	WX25N4P*A(S)		

Drawout 3 Pole **[HSN Code: 8536]**

Rating (Amps)	Breaking Capacity Icu=Ics=Icw (1sec)	Reference	MRP (₹)	
			*MDO	*EDO
630	50kA	WX06N3P*A(S)	349980	425550
800	50kA	WX08N3P*A(S)	331880	425550
1000	50kA	WX10N3P*A(S)	345460	442590
1250	50kA	WX12N3P*A(S)	373850	482720
1600	50kA	WX16N3P*A(S)	428870	536570
2000	50kA	WX20N3P*A(S)	524190	641270
2500	50kA	WX25N3P*A(S)	641990	771890

Drawout 4 Pole **[HSN Code: 8536]**

Rating (Amps)	Breaking Capacity Icu=Ics=Icw (1sec)	Reference	MRP (₹)	
			*MDO	*EDO
630	50kA	WX06N4P*A(S)	415270	501970
800	50kA	WX08N4P*A(S)	415270	506760
1000	50kA	WX10N4P*A(S)	439050	526760
1250	50kA	WX12N4P*A(S)	467960	579370
1600	50kA	WX16N4P*A(S)	541630	629320
2000	50kA	WX20N4P*A(S)	666170	753010
2500	50kA	WX25N4P*A(S)	791620	875990

List Price & Reference Code changes for ACB with Neutral CT

For ACB with NCT add to the above price of 3 Pole ACB with MP2 3.1	ADD	11510

	Existing Code	New Code
With NCT ordering Code will be	WX06N3PMFA(S)	WX06N3PNMFA(S)
	WX06N3PNEFA(S)	WX06N3PNEFA(S)
	WX06N3PNEDOA(S)	WX06N3PNEDOA(S)
	WX06N3PNMDOA(S)	WX06N3PNMDOA(S)

#Price Changes for ACB with high end release w.r.t MicroPro2 3.1 ACB

Release	Description	MRP (₹)	Ordering Code
MicroPro2 3.1	LSIG	As mentioned above in Reference	A
MicroPro2 4.1	LSING, Thermal Memory, Last Fault Trip History & current display	Add 9330	B
MicroPro2 7.1	LSING, Earth Leakage Protection, Trip History, Over & under voltage/ Frequency, voltage imbalance, current imbalance, Reverse power, Phase Sequence, Leakage Alarm, Current imbalance Protection, Fault Indication, current, voltage and power display with maximeter feature with inbuilt communication	Add 70050	C
Without Release	For ordering ACB without release (Reduce from MRP of ACB with Micropro2 - 3.1 release)	Reduce 8500	WR

NOTES:

1) While ordering an ACB, the complete catalogue reference by replacing '*' with ACB type: MF-Manual Fixed, EF-Electrical Fixed, MDO-Manual Drawout, EDO-Electrical Drawout
2) In TP ACB, if earth fault facility required. Please add Price of neutral CT to ACB Price as mentioned above.
3) Other options of terminals are available on request.
4) #For ordering replace A with B or C, as per requirement.
5) All configurable products are non stockable.

WiNmaster2/3 Air Circuit Breaker Accessories

Main Accessories (Please specify ACB rating & type while placing order)

1. Under Voltage Trip Device **[HSN Code: 8538]**

Sl. No.	Compatible with	Description	Reference	MRP (₹)
1.1	WM2/ WM3	Without Delay Common for 630A~4000A	CS-WM2-AUH-V-ABC-**	13050
1.2	WM2/ WM3	With Delay Common for 630A~4000A	CS-WM2-AUH-D-ABC-**	14260

2. Continuous rated Shunt Trip and Closing Coil **[HSN Code: 8538]**

Sl. No.	Compatible with	Description	Reference	MRP (₹)
2.1	WM2/ WM3	Shunt Coil Common for 630A~4000A	CS-WM2-AVH-SC-ABC-**	6520
2.2	WM2/ WM3	Closing Coil Common for 630A~4000A	CS-WM2-AVH-CC-ABC-**	6520

3. Accessories **[HSN Code: 8538]**

Sl. No.	Compatible with	Description	Reference	MRP (₹)
3.1	WM2 / WM3	Universal Charging Motor-Common for 630A-2500A (for 220VAC/DC)	CS-WM2-AMH-AV-A-M	57790
3.2	WM2 / WM3	Universal Charging Motor-Common for 630A-2500A (for 415VAC)	CS-WM2-AMH-AU-A1-N	57790
3.3	WM2 / WM3	Universal Charging Motor-Common for 630A-2500A (for 110VAC/DC)	CS-WM2-AMH-AS-A1-F	57790
3.4	WM3	Universal Charging Motor for Frame2, Common for 800A-4000A (for 220VAC/DC)	CS-WM3-AMH-AV-A2-M	57790
3.5	WM3	Universal Charging Motor for Frame2, Common for 800A-4000A (for 415VAC)	CS-WM3-AMH-AU-A2-N	57790
3.6	WM3	Universal Charging Motor for Frame2, Common for 800A-4000A (for 11 0VAC/DC)	CS-WM3-AMH-AS-A2-F	57790
3.7	WM2 / WM3	LIFTER	LIFTER (580x600)*	242330
			LIFTER-SPL (690x570)*	266430
3.8	WM2 / WM3	Mismatch Prevention Device	CS-WM2-MIP-AB	2610
3.9	WM2	Panel Door Interlock (Drawout)	CS-WM2-PDL-AB	3730
3.10	WM2 / WM3	Mechanical interlock for interlocking 2 ACBs (Drawout)	CS-WM2-MIL-HD	61380
3.11	WM2 / WM3	Mechanical interlock for interlocking 2 ACBs (Fixed)	CS-WM2-MIL-HF	47680
3.12	WM2 / WM3	Key Lock (1 Lock + 1 Key)	CS-WM2-AKI-AB	10490
3.13	WM2 / WM3	Key Lock (3 Lock + 2 Key)	CS-WM2-AKI-1-AB	10960
3.14	WM2 / WM3	Key Lock (2 Lock + 1 Key)	CS-WM2-AKI-2-AB	8370
3.15	WM2 / WM3	Mechanical operation counter	CS-WM2-ASC-ABC	4800
3.16	WM2 / WM3	Ready to close contact	CS-WM2-RTC-ABC	2610
3.17	WM2 / WM3	Phase Barrier - 3 Pole (Drawout) ACB	CS-WM2-PB-3P	3290
3.18	WM2 / WM3	Phase Barrier - 4 Pole (Drawout) ACB	CS-WM2-PB-4P	4620
3.21	WM2 / WM3	Panel Door Interlock (Fixed) ACB	CS-WM2-PDLF-AB	3450
3.22	WM2 / WM3	Phase Barrier- 3Pole (Fixed) ACB	CS-WM2-PBF-3P	3660
3.23	WM2 / WM3	Phase Barrier- 4Pole (Fixed) ACB	CS-WM2-PBF-4P	5190
3.24	WM2 / WM3	Position Indication Switch	CS-WM2-ALB-AB	7790
3.25	WM2 / WM3	Auxiliary Switch (6NO+6NC)	CS-WM2-AXH-6A6B	7400
3.26	WM2 / WM3	IP54 cover for Drawout ACB- Frame-1	CS-WM3-CVRIP54-FR1	18270
3.27	WM3	IP54 cover for Drawout ACB- Frame-2	CS-WM3-CVRIP54-FR2	23290
3.28	WM3	Panel Door Lock (Drawout) ACB	CS-WM3-DOOR-INT-DRAB	1600

* in (mm)

****Options for Coil Voltage**

Description	AC Control Voltage			DC Control Voltage			
	110V	220-250V	380-440V	24V	48V	110V	220V
UVT	FA	MA	NA	-	-	FD	MD

Shunt & Closing Coil	100/130V AC/DC	220-250V AC/DC	380V AC	24V DC	28V DC
	F	M	N	BD	ED

NOTES: All configurable products are non stockable.

C&S electric

WiNmaster2 ACB Order Form

Please fill seperate sheet for each type of ACB. Tick ☑ the box in front of each appropriate item and fill in the blanks.

CUSTOMER NAME	ORDER NO. & DATE	DELIVERY DATE	END USER / PANEL BUILDER NAME & PHONE NO.

RATING OF ACB REQUIRED					QTY. (NOS.)	Product Reference
	☐ 630 A	☐ 1000 A	☐ 1600 A	☐ 2500 A		
	☐ 800 A	☐ 1250 A	☐ 2000 A			

NO. OF POLES			Breaking capacity	
	☐ 3 POLE	☐ 4 POLE		

MOUNTING

☐ FIXED ☐ DRAWOUT — ☐ 60 WAY AUX. ISOLATING CONTACT ASSLY.

OPERATION

☐ MANUAL ☐ ELECTRICAL

- UVT: 110V AC | 220~250V AC | 380~440V AC | 110V DC | 220V DC
- CLOSING COIL: 110V AC/DC | 220V AC/DC | 415V AC | 24V DC | 48V DC
- SHUNT TRIP COIL: 110V AC/DC | 220V AC/DC | 415V AC | 24V DC | 48V DC
- MOTOR: 110V AC/DC | 220V AC/DC | 415V AC | 415V AC

RELEASES

MICROPROCESSOR RELEASE

☐ MicroPro2 3.1

☐ MicroPro2 4.1

☐ MicroPro2 7.1

☐ Without Release

Control Voltage: 220V AC

UNLESS & OTHERWISE SPECIFIED, ALL SETTINGS OF RELEASES WOULD BE SET AT MINIMUM VALUES.

MAIN CT RATING _____ A,

SETTINGS : OVERLOAD _____ A, GROUND FAULT _____ A

SHORT CIRCUIT _____ A, INSTANTANEOUS _____ A, NEUTRAL _____ A,

ACCESSORIES

☐ Panel Door Interlock

☐ Key Interlock — ☐ 1 ACB ☐ 2 ACB ☐ 3 ACB

☐ Mechanical Interlock Cable Type

☐ Electrical Position Indication

☐ IP 54 Protection (For Drawout ACB Only)

☐ Spring charge Ind.(Elec. Only)

☐ Mechanical Counter

☐ Neutral CT

SPECIAL REQUIREMENT/ ACCESSORIES (IF ANY)	

Notes : (1) Please refer catalogue / Price-List, for further details of Micropro Release.

(2) Neutral CT is required alongwith Microprocessor Release having Ground -Fault Protection. This has to be mounted on Earth / Neutral Busbar of Panel.

GO TO CONTENTS PAGE

C&S electric

Air Circuit Breaker
AH / AHA

Temperature Monitoring Protection

Extended Lifespan | Safety | Preventive Maintenance | Choice of Selection

INTELLIGENT RELEASE

The AH/ AHA series circuit breakers are robust circuit breakers complying to IEC 60947-2 & are equipped with unique 'Slow Close Operation of Contacts'. Equipped with smart features of advance Micropro*

Intelligent Protection Releases

- Power & Current Measurement
- Individual Fault Annunciation
- ZSI
- 100 Event Records
- Advance Protection
- SCADA Compatibility - RS485 Port
- Data Uploading to PC / Laptop through USB port

RoHS Compliant

Air Circuit Breaker AH / AHA

630A~6300A

(I) ACB with Intelligent Release MicroPro 3.1

Features:

- LSIG Protection
- True RMS Sensing
- Fault Indication

(For standard configuration, please refer AH / AHA ACB Order Form)

LT Air Circuit Breaker fitted with Intelligent Release MicroPro 3.1

Fixed 3 Pole **[HSN Code: 8536]**

Rating (Amps)	Breaking Capacity Icu=Ics=Icw (1sec)	Reference	MRP (₹)	
			*MF	*EF
630	50kA	AHA06N3P*MP3.1(S)	202280	277020
800	50kA	AHA08N3P*MP3.1(S)	202280	277020
1000	50kA	AHA10N3P*MP3.1(S)	215560	286790
1250	50kA	AHA12N3P*MP3.1(S)	250890	338110
1600	50kA	AHA16N3P*MP3.1(S)	278560	357950
2000	50kA	AHA20N3P*MP3.1(S)	375680	443800
2500	50kA	AHA25N3P*MP3.1(S)	511550	526060
3200	65kA	AH30DCSMP3.1*(S)	POR	POR
4000	85kA	AH40DCSMP3.1*(S)	POR	POR

Fixed 4 Pole **[HSN Code: 8536]**

Rating (Amps)	Breaking Capacity Icu=Ics=Icw (1sec)	Reference	MRP (₹)	
			*MF	*EF
630	50kA	AHA06N4P*MP3.1(S)	252410	325550
800	50kA	AHA08N4P*MP3.1(S)	252410	325550
1000	50kA	AHA10N4P*MP3.1(S)	258560	335570
1250	50kA	AHA12N4P*MP3.1(S)	315150	396590
1600	50kA	AHA16N4P*MP3.1(S)	360400	430550
2000	50kA	AHA20N4P*MP3.1(S)	431830	545270
2500	50kA	AHA25N4P*MP3.1(S)	491630	592450
3200	65kA	AH30D4CSMP3.1*(S)	781610	874030
4000	85kA	AH40D4CSMP3.1*(S)	1131990	1293690

Drawout 3 Pole **[HSN Code: 8536]**

Rating (Amps)	Breaking Capacity Icu=Ics=Icw (1sec)	Reference	MRP (₹)	
			*MD	*ED
630	50kA	AHA06N3P*MP3.1(S)	306490	376260
800	50kA	AHA08N3P*MP3.1(S)	306490	376260
1000	50kA	AHA10N3P*MP3.1(S)	336960	390680
1250	50kA	AHA12N3P*MP3.1(S)	370790	430520
1600	50kA	AHA16N3P*MP3.1(S)	394040	484460
2000	50kA	AHA20N3P*MP3.1(S)	530610	621320
2500	50kA	AHA25N3P*MP3.1(S)	653050	733950
3200	65kA	AHA30S3P*MP3.1(S)	819500	865890
4000	65kA	AHA40S3P*MP3.1(S)	1300900	1349090
4000	85kA	AH40DCSMP3.1*(S)	POR	POR
5000	85kA	AH50CCSMP3.1*(S)	POR	POR
6300	100kA	AH60CCSMP3.1*(S)	POR	POR

Drawout 4 Pole **[HSN Code: 8536]**

Rating (Amps)	Breaking Capacity Icu=Ics=Icw (1sec)	Reference	MRP (₹)	
			*MD	*ED
630	50kA	AHA06N4P*MP3.1(S)	396480	473830
800	50kA	AHA08N4P*MP3.1(S)	396480	473830
1000	50kA	AHA10N4P*MP3.1(S)	405320	490600
1250	50kA	AHA12N4P*MP3.1(S)	478170	523810
1600	50kA	AHA16N4P*MP3.1(S)	527140	580210
2000	50kA	AHA20N4P*MP3.1(S)	715280	762950
2500	50kA	AHA25N4P*MP3.1(S)	878780	924680
3200	65kA	AHA30S4P*MP3.1(S)	1035500	1112390
4000	65kA	AHA40S4P*MP3.1(S)	1412820	1468720
4000	85kA	AH40D4CSMP3.1*(S)	POR	POR
5000	85kA	AH50C4CSMP3.1*(S)	POR	POR
6300	100kA	AH60C4CSMP3.1*(S)	POR	POR

NOTES: All configurable products are non stockable.

Air Circuit Breaker AH / AHA

630A~6300A

(III) ACB with Thermal Magnetic Release

(For standard configuration, please refer AH / AHA ACB Order Form)

LT Air Circuit Breaker fitted with Thermal Magnetic Release and Standard Accessories, as applicable.

Fixed 3 Pole **[HSN Code: 8536]**

Rating (Amps)	Breaking Capacity Icu=Ics=Icw (1sec)	Reference	MRP (₹)	
			*MF	*EF
630	50kA	AHA06N3P*TM(S)	186280	226580
800	50kA	AHA08N3P*TM(S)	174250	251560
1000	50kA	AHA10N3P*TM(S)	177790	253060
1250	50kA	AHA12N3P*TM(S)	236780	307990
1600	50kA	AHA16N3P*TM(S)	252960	330570
2000	50kA	AHA20N3P*TM(S)	282080	393230
2500	50kA	AHA25N3P*TM(S)	426910	500230
3200	65kA	AH30DCSTM*(S)	POR	POR
4000	85kA	AH40DCSTM*(S)	POR	POR

Fixed 4 Pole **[HSN Code: 8536]**

Rating (Amps)	Breaking Capacity Icu=Ics=Icw (1sec)	Reference	MRP (₹)	
			*MF	*EF
630	50kA	AHA06N4P*TM(S)	217730	280400
800	50kA	AHA08N4P*TM(S)	231040	294110
1000	50kA	AHA10N4P*TM(S)	235090	306940
1250	50kA	AHA12N4P*TM(S)	293900	370820
1600	50kA	AHA16N4P*TM(S)	318300	405790
2000	50kA	AHA20N4P*TM(S)	385770	470640
2500	50kA	AHA25N4P*TM(S)	592620	620720
3200	65kA	AH30D4CSTM*(S)	POR	POR
4000	85kA	AH40D4CSTM*(S)	POR	POR

Drawout 3 Pole **[HSN Code: 8536]**

Rating (Amps)	Breaking Capacity Icu=Ics=Icw (1sec)	Reference	MRP (₹)	
			*MD	*ED
630	50kA	AHA06N3P*TM(S)	300800	352030
800	50kA	AHA08N3P*TM(S)	304060	362640
1000	50kA	AHA10N3P*TM(S)	312370	367210
1250	50kA	AHA12N3P*TM(S)	348880	418380
1600	50kA	AHA16N3P*TM(S)	403010	464980
2000	50kA	AHA20N3P*TM(S)	523730	584580
2500	50kA	AHA25N3P*TM(S)	643550	697420
3200	65kA	AHA30S3P*TM(S)	POR	POR
4000	65kA	AHA40S3P*TM(S)	POR	POR

Drawout 4 Pole **[HSN Code: 8536]**

Rating (Amps)	Breaking Capacity Icu=Ics=Icw (1sec)	Reference	MRP (₹)	
			*MD	*ED
630	50kA	AHA06N4P*TM(S)	358540	414120
800	50kA	AHA08N4P*TM(S)	366340	429910
1000	50kA	AHA10N4P*TM(S)	378420	435260
1250	50kA	AHA12N4P*TM(S)	429760	485980
1600	50kA	AHA16N4P*TM(S)	476680	528100
2000	50kA	AHA20N4P*TM(S)	695480	751370
2500	50kA	AHA25N4P*TM(S)	838880	877400
3200	65kA	AHA30S4P*TM(S)	1053920	1098740
4000	65kA	AHA40S4P*TM(S)	1364460	1402580

NOTES: All configurable products are non stockable.

AHA ACB – ORDERING INFORMATION

AHA | 06 | N | 3P | ED | MP3.1 | (S)

CURRENT RATING :
- 06 – 630A
- 08 – 800A
- 10 – 1000A
- 12 – 1250A
- 16 – 1600A
- 20 – 2000A
- 25 – 2500A
- 30 – 3200A
- 40 – 4000A

POLES :
- 3P – 3 POLE
- 4P – 4 POLE

MICROPRO RELEASE :
- MP3.1 – Micropro3.1
- MP4.1 – Micropro4.1
- MP5.1 – Micropro5.1
- MP5.1T-Micropro5.1T
- SPM-Micropro5.1SPM
- TM – Thermal Magnetic
- WR – Without Release

BREAKING CAPACITY:
- N – 50kA
- S – 65kA

ACB TYPE :
- EF – ELECTRICAL FIXED
- MF – MANUAL FIXED
- ED – ELECTRICAL DRAWN OUT TYPE
- MD – MANUAL DRAWN OUT TYPE

(S) – STANDARD
(BLANK) - NON STANDARD

Price & Reference changes as per the release modification	Ordering Code	MRP (₹)
MicroPro 4.1 (LSING, Display, Current Measurement, Trip History, Communication) add to the price of ACB with MP3.1	ADD	24810
MicroPro5.1 (LSING, Display, Current Measurement, Trip History, ZSI, Communication) add to the price of ACB with MP3.1	ADD	37290
MicroPro5.1 SPM (LSING, Display, Current Measurement, Trip History, ZSI, Communication, Power, Motor Protection) add to the price of ACB with MP3.1	ADD	53970
MicroPro5.1T (LSING, Display, Current Measurement, Trip History, ZSI, Temperature Sensing) add to the price of ACB with MP3.1	ADD	69330

NOTES:
1) In TP ACB if Earth Fault facility is required, add price of Neutral CTs from table no. 4.1 on page 20.
2) Drawout type ACB with vertical terminal (factory fitted only) is available in ratings 8D~16D/06N-20S (AHA)
3) Fixed type ACB with vertical terminal adapter option is available in rating 8D~16D/06N-20S (AHA).
4) All configurable products are non stockable.

For ordering ACB without Release following price needs to be reduced as per the rating from the price of ACB with Thermal Magnetic Release.	Remarks	MRP (₹)
630A-1600A	Reduce	8050
2000A	Reduce	10070
2500A-3200A	Reduce	13040
4000A	Reduce	15680

NOTES:
- In TP ACB if Earth Fault facility is required, add prices of Earth Fault Relay from item no. 2 on page 18 & item No. 4.2 on page 19
- Drawout type ACB with vertical terminal (factory fitted only) is available in ratings 6D~ 16D/08N-20S(AHA)

Air Circuit Breaker (B-Type)

630A~2000A

- Auxiliary Switch 1NO*
- Main CTs
- Shunt Trip

*Auxiliary Switch with other combination is also available. See item No. 6.1 & 6.2 only on page 20.

Manual Fixed, 3 Pole (with Thermal Magnetic Release) **[HSN Code: 8536]**

Rating (Amps)	Breaking Capacity Icu=Ics=Icw (1sec)	Reference	MRP (₹) MF
630	50kA	AH06BCSTM*(S)	POR
800	50kA	AH08BCSTM*(S)	
1000	50kA	AH10BCSTM*(S)	
1250	50kA	AH12BCSTM*(S)	
1600	50kA	AH16BCSTM*(S)	
2000	50kA	AH20BCSTM*(S)	

Manual Fixed, 3 Pole (with Intelligent Release MicroPro 3.1) **[HSN Code: 8536]**

Rating (Amps)	Breaking Capacity Icu=Ics=Icw (1sec)	Reference	MRP (₹) MF
630	50kA	AH06BCSMP3.1*(S)	POR
800	50kA	AH08BCSMP3.1*(S)	
1000	50kA	AH10BCSMP3.1*(S)	
1250	50kA	AH12BCSMP3.1*(S)	
1600	50kA	AH16BCSMP3.1*(S)	
2000	50kA	AH20BCSMP3.1*(S)	

1. Main Accessories-AH / AHA (Please specify ACB rating & type while placing order) **[HSN Code: 8538]**

Sl. No.	Description	Reference	MRP (₹)
1.0	Earth Fault Relay for 6D-60C / 06N-40S	CS-EFR	POR

2. Earth Fault Relay (for ACB with thermal release) **[HSN Code: 8538]**

Sl. No.	EFR with NCT and Wiring Bunch for 3P Breaker			EFR with Wiring Bunch for 4P Breaker	
	Description	Reference	MRP (₹)	Reference	MRP (₹)
2.1	06D/06N	CS-EFR-06D3P	13330	CS-EFR-06D4P	10630
2.2	08D/08N	CS-EFR-08D3P	13330	CS-EFR-08D4P	10630
2.3	10D/10N	CS-EFR-10D3P	13330	CS-EFR-10D4P	10630
2.4	12D/12N	CS-EFR-12D3P	13330	CS-EFR-12D4P	10630
2.5	16D/16N	CS-EFR-16D3P	13330	CS-EFR-16D4P	10630
2.6	20N/20S	CS-EFR-20N3P	13330	CS-EFR-20N4P	10630
2.7	20D	CS-EFR-20D3P	15510	CS-EFR-20D4P	11090
2.8	25D/25N	CS-EFR-25D3P	15510	CS-EFR-25D4P	11090
2.9	30S	CS-EFR-30S3P	15510	CS-EFR-30S4P	11090
2.10	30D	CS-EFR-30D3P	15510	CS-EFR-30D4P	12760
2.11	40S	CS-EFR-40S3P	15510	CS-EFR-40S4P	12760
2.12	40D	CS-EFR-40D3P	21120	CS-EFR-40D4P	12760
2.13	50C	CS-EFR-50C3P	POR	CS-EFR-50C4P	POR
2.14	60C	CS-EFR-60C3P	POR	CS-EFR-60C4P	POR

NOTES: All configurable products are non stockable.

Main Accessories For "AH/AHA" ACB

(Please specify ACB rating & type while placing orders)

[HSN Code: 8538]

3.1 Single Phase Resin Cast CTs for "AH/AHA" ACB for MicroPro 3.1, 4.1 & 5.1 Release

1CT per pole is required. In TP ACB, one additional CT will be required if, Ground Fault Protection is selected.

Sl. No.	Type	Description	Phase CT	Neutral CT	MRP (₹)
4.1.1	-	100/0.2A	CS-WMCT-014	CS-ATBWM-010	5280
4.1.2	-	200/0.2A	CS-WMCT-02	CS-ATBWM-02	5280
4.1.3	-	250/0.2A	CS-WMCT-024	CS-ATBWM-024	5280
4.1.4	-	300/0.2A	CS-WMCT-034	CS-ATBWM-030	5280
4.1.5	-	400/0.2A	CS-WMCT-044	CS-ATBWM-040	5280
4.1.6	6D / 06N	630/0.2A	CS-WMCT-064	CS-ATBWM-060	5280
4.1.7	8D/08N	800/0.2A	CS-WMCT-084	CS-ATBWM-080	5280
4.1.8	10D/10N	1000/0.2A	CS-WMCT-104	CS-ATBWM-110	5560
4.1.9	12D / 12N	1250/0.2A	CS-WMCT-124	CS-ATBWM-120	5560
4.1.10	16D / 16N	1600/0.2A	CS-WMCT-164	CS-ATBWM-160	5560
4.1.11	20N/20S	2000/0.2A	CS-WMCT-220	CS-ATBWM-220	7430
4.1.12	20D	2000/0.2A	CS-ATBWM-220	CS-ATBWM-220	7430
4.1.13	25D / 25N	2500/0.2A	CS-ATBWM-225	CS-ATBWM-225	7430
4.1.14	30S	3200/0.2A	CS-ATBWM-2532	CS-ATBWM-332	9270
4.1.15	30D	3200/0.2A	CS-ATBWM-332	CS-ATBWM-332	9270
4.1.16	40S / 40D	4000/0.2A	CS-ATBWM-440	CS-ATBWM-440	13270
4.1.17	50C	5000/0.2A	CS-ATBWM-550	CS-ATBWM-554	15770
4.1.18	60C	6300/0.2A	CS-ATBWM-660	CS-ATBWM-664	15770

3.2 Single Phase Resin Cast CTs for "AH/AHA" ACB for Thermal release

1 CT per pole is required. In TP ACB, one additional CT will be required if, Ground Fault Protection is selected.

Sl. No.	Type	Description	Phase CT	Neutral CT	MRP (₹)
4.2.1		100/5A	CS-ATB-014	CS-ATB-010	4910
4.2.2		200/5A	CS-ATB-020	CS-ATB-020N	4910
4.2.2	-	250/5A	CS-ATB-024	CS-ATB-020	4910
4.2.4		300/5A	CS-ATB-034	CS-ATB-030	4910
4.2.5	-	400/5A	CS-ATB-044	CS-ATB-040	4910
4.2.6	6D / 06N	630/5A	CS-ATB-064	CS-ATB-060	4910
4.2.7	8D/08N	800/5A	CS-ATB-084	CS-ATB-080	4910
4.2.8	10D/10N	1000/5A	CS-ATB-104	CS-ATB-110	5040
4.2.9	12D / 12N	1250/5A	CS-ATB-134	CS-ATB-120	5170
4.2.10	16D / 16N	1600/5A	CS-ATB-164	CS-ATB-160	5830
4.2.11	20N/20S	2000/5A	CS-ATB-220	CS-ATB-220	6610
4.2.12	20D	2000/5A	CS-ATB-220	CS-ATB-220	6610
4.2.13	25D / 25N	2500/5A	CS-ATB-225	CS-ATB-225	7430
4.2.14	30S	3200/5A	CS-ATB-2532	CS-ATB-332	8600
4.2.15	30D	3200/5A	CS-ATB-332	CS-ATB-332	8600
4.2.16	40S / 40D	4000/5A	CS-ATB-440	CS-ATB-440	12320
4.2.17	50C	5000/5A	CS-ATB-554	CS-ATB-550	15510
4.2.18	60C	5000/5A	CS-ATB-664	CS-ATB-660	15510

NOTES: All configurable products are non stockable.

Main Accessories For "AH/AHA" ACB

(Please specify ACB rating & type while placing orders)

4. Auxiliary Switch

[HSN Code: 8538]

Sl. No.	Description		Reference	MRP (₹)
4.1	5 way (3NO+2NC)	6D-16D/06N-20S	CS-AXH-3A2B-116	2590
		20D-40D/25N-40S	CS-AXH-3A2B-220	2590
4.2	10 way (5NO+5NC)	6D-16D/08N-20S	CS-AXH-5A5B-116	3910
		20D-40D/25N-40S / 50C-60C	CS-AXH-5A5B-220	3910
4.3	14 way (7NO+7NC)	6D-16D/06N-20S	CS-AXH-7A7B-116	6380
		20D-40D/25N-40S / 50C-60C	CS-AXH-7A7B-220	6380

5. UVT Device

[HSN Code: 8538]

Sl. No.	Description	Reference	MRP (₹)
5.1	Compact UVT Coil6D-16D/06N-20S	CS-AUH-V-A-**	8940
5.2	20D-40D/25N-40S / 50C-60C	CS-AUH-V-B-**	8940

6. Shunt Trip and Closing Coil

[HSN Code: 8538]

Sl. No.	Description	Reference	MRP (₹)
6.1	**Shunt Trip** 6D-16D/06N-20S	CS-AVH-S-116-**	4970
	20D-40D/25N-40S/50C-60C	CS-AVH-S-220-**	4970
6.2	**Closing Coil** 6D-16D/06N-20S	CS-AVH-C-116-**	4970
	20D-40D/25N-40S/ 50C-60C	CS-AVH-C-220-**	4970

**Please specify voltage while ordering

****Options for Coils Voltage**

Description	AC Control Voltage			DC Control Voltage			
	100~130V	220~250V	380~440V	24V	48V	100~130V	220~250V
UVT	FA	MA	NA	-	-	FD	MD
SHUNT	FA	MA	NA	BD	ED	FD	MD
Closing Coil	FA	MA	NA	BD	ED	FD	MD

[HSN Code: 8538]

Sl. No.	Description	Suitable for ACB frame size/rating			
		6D-16D / 06N-20S Reference	MRP (₹)	20D-40D/25S-40S / 50C-60C Reference	MRP (₹)
7	OCR (Fault) Alarm Switch (for fault indication in ACB with MP & TM release)	ALA-1	1500	ALA-2	1500
8	Trip Indication Switch (For both manual and Fault indication in ACB)	CS-TIS-1	1500	CS-TIS-2	1500
9	Spring Charged Indication Switch	SCIS-M	1970	SCIS-M2	1970
10	Position Indication Switch (Right side)	ALB-4P-1	4920	ALB-IP-2	4920
11	Position Indication Switch (Left side)	ALB-FR-1-L	4920	ALB-FR-2-L	4920
12	Mechanical operation counter	ASC-1	4550	ASC-2	4550
13	Key Lock (One lock + One key)	AKI-116D	3450	AKI-2D	3450
14	Castle Key Lock-3 Pole	CKI-116 (3P)	10590	CKI-220 (3P)	10590
	Castle Key Lock-4 Pole	CKI-116 (4P)	10590	CKI-220 (4P)	10590
15	Key Interlock (Consisting of 3-Key Locks with 2 Keys (same No.) fitted on 3 ACBs)	AKI-1-1	9410	AKI-1-2	9410
16	Key Interlock (Consisting of 2-Key Locks with 1 Key (same No.) fitted on 2 ACBs)	AKI-2-1	7210	AKI-2-2	7210
17	Mal Insertion Preventor	MIP-NPCIL	POR	MPI-2-NPCL	POR

NOTES: All configurable products are non stockable.

C&S electric

AH / AHA ACB Order Form

Please fill separate sheet for each type of ACB Tick ☑ the box in front of each appropriate item and fill in the blanks.

AH/AHA ACB ORDER FORM

Customer Name	Order No & Date	Delivery Date	End User/Panel Builder Name & Phone no.	Qty. (NOS.)

PRODUCT REFERENCE AH ☐ AHA ☐

RATING OF ACB REQUIRED

630A ☐ 800A ☐ 1000A ☐ 1250A ☐ 1600A ☐ 2000A ☐

2500A ☐ 3200A ☐ 4000A ☐ 5000A ☐ 6300A ☐

NO. OF POLES 3 POLE ☐ 4 POLE ☐

BREAKING CAPACITY : AH : D C (Only for 50C & 60C)
AHA : N S

STANDARD CONFIGURATION

With Microprocessor Release

MF			EF			MDO			EDO		
Release			Release			Release			Release		

MF	EF	MDO	EDO
Power Supply Module (ac/dc)	Power Supply Module (ac/dc)	Power Supply Module (ac/dc)	Power Supply Module (ac/dc)
Aux Switch 4NO + 4NC	Aux Switch 3NO + 4NC	Aux Switch 4NO + 4NC	Aux Switch 4NO + 4NC
Main CTs	Main CTs	Main CTs	Main CT s
	Charging Motor	Safety shutter	Charging Motor
	Shunt Trip	36 Way Aux Isolating Contacts	Shunt Trip
	Closing Coil		Closing Coil
	Anti Pumping Relay		Anti Pumping Relay
			Safety shutter
			36 Way Aux Isolating Contacts

With Thermal Magnetic Release

MF	EF	MDO	EDO
Thermal Magnetic Release	Thermal Magnetic Release	Thermal Magnetic Release	Thermal Magnetic Release
Aux Switch 4NO + 4NC	Aux Switch 3NO + 4NC	Aux Switch 3NO + 3NC	Aux Switch 5NO + 6NC
Main CTs	Charging Motor	Main CTs	Main CT s
Shunt Trip	Main CTs	Shunt Trip	Safety shutter
	Shunt Trip	Safety shutter	Charging Motor
	Closing Coil	24 Way Aux Isolating Contacts	Closing Coil
	Anti Pumping Relay		Shunt Trip
			Anti Pumping Relay
			36 Way Aux Isolating Contacts

VOLTAGE RATING

Motor ---> 110V AC ☐ DC ☐ / 220V AC ☐ DC ☐

Closing Coil --> 100~130V AC / 24V DC 220~250V AC / 48V DC 380~440V AC / 110V DC 220V DC

UVT ----> (W/O time delay) 100~130V AC / 110V DC 220~250V AC / 220V DC 380~440V AC

Shunt trip coil --> 100~130V AC / 24V DC 220~250V AC / 48V DC 380~440V AC / 110V DC 220V DC

Without Release ☐
Thermal Magnetic Release ☐
MicroPro 3.1 ☐
MicroPro 4.1 ☐
MicroPro 5.1 ☐
MicroPro 5.1T ☐
MicroPro 5.1SPM ☐
Communication Module* (Modbus Protocol) ☐

CT Rating _____ A
Overload _____ A
Ground Fault _____ A
Short Circuit _____ A
Instantaneous _____ A
Neutral _____ A

Thermal Magnetic :

Earth Fault : Reqd. ☐ Not Reqd. ☐

CT Rating ☐ NCT Rating ☐

Setting of non-adj. Mag. Inst. Trip _____

ACCESSORIES

Trip Ind. Switch ☐
Position Ind. Switch ☐
Key Lock** ☐
OCR Alaram Switch ☐

Spring charge Ind. Switch ☐
Mech. Operation Counter ☐
Door Interlock ☐
Mechanical Interlock : Hor. ☐ Ver. ☐

Castle Key Interlock** ☐
Key Interlock : 2 ACB ☐ 3 ACB ☐
Neutral CT ☐

Special Requirements, If any

NOTES:

(1) Neutral CT is required alongwith MicroPro Release having Ground-Fault Protection for 3P ACB, used for 3 phase 3 wire system. This has to be mounted on Earth / NeutralBusbar of Panel.
(2) 220V AC Shunt/Closing.Coil/Motor is provided as standard.
(3) Castle lock is not available for C-type Breaker.
(4) For WR ACB, Aux contact shall be 4NO+4NC for MF and 3NO+4NC for EF &3NO + 3 NC for MDO and 5NO+6NC for EDO.

** (Breaker will be fitted either with Key lock or with Castle key interlock)
* (220V AC input is required)

NOTE: For thermal magnetic EDO ACB with EFR, Aux Contact shall be 4NO+6NC

C&S electric

B-Type ACB Order Form

Please fill separate sheet for each type of ACB Tick ☑ the box in front of each appropriate item and fill in the blanks.

B TYPE ORDER FORM

Customer Name	Order No & Date	Delivery Date	End User/Panel Builder Name & Phone	Qty. (NOS.)

PRODUCT REFERENCE

RATING OF ACB REQUIRED

630A ☐ 800A ☐ 1000A ☐ 1250A ☐ 1600A ☐ 2000A ☐

NO. OF POLES

3 POLE ☐

BREAKING CAPACITY :

STANDARD CONFIGURATION

With Microprocessor Release	MF
	Release
	Power Supply Module (ac/dc)
	Aux Switch 1NO
	Main CTs
With Thermal Magnetic Release	MF
	Thermal Magnetic Release
	Aux Switch 1NO
	Main CTs
	Shunt Trip

UVT ----> (W/O time delay)

100~130V AC	220~250V AC	380~440V AC
110V DC	220V DC	

Shunt trip coil ----->

100~130V AC	220~250V AC	380~440V AC	
24V DC	48V DC	110V DC	220V DC

RELEASE

Without Release ☐

Thermal Magnetic Release ☐

MicroPro 3.1 ☐

MicroPro 4.1 ☐

MicroPro 5.1 ☐

CT Rating _____ A

Overload _____ A

Ground Fault _____ A

Short Circuit _____ A

Instantaneous _____ A

Neutral _____ A

Thermal Magnetic :

Earth Fault : Reqd. ☐ Not Reqd. ☐

CT Rating ☐ NCT Rating ☐

Setting of non-adj. Mag. Inst. Trip _____

ACCESSORIES

Trip Ind. Switch ☐

Key Lock ☐

OCR Alaram Switch ☐

Mech. Operation Counter ☐

Special Requirements,If any

NOTES

(1) Neutral CT is required alongwith MicroPro Release having Ground-Fault Protection for 3P ACB, used for 3 phase 3 wire system. This has to be mounted on Earth / NeutralBusbar of Panel.

(2) 220V AC Shunt is provided as standard.

* (220V AC input is required)

GO TO CONTENTS PAGE

C&S electric

BUILT FOR BIG POWER

WiNbreak1 MCCB

- Conforms to IS/IEC 60947-2
- Ics=100% Icu, 75% Icu
- Range: 16A-630A, 3 & 4 Pole
- Breaking capacity: 10kA to 55kA Max.
- Positive Isolation
- Trip free mechanism
- Neutral with 100% rated current
- Bounce free contact structure
- Wide range of Internal & External Accessories
- SS Enclosure available
- Standard packing includes insulating phase barrier and hardware

FMU (Thermal Magnetic) Release ● Adjustable Overload 80-100% ● Fixed short circuit **[HSN Code: 8536]**

Size	Rated Current (Amps)	Breaking capacity Icu at 415V AC	3 Pole Reference	MRP (₹)	4 Pole Reference	MRP (₹)
Frame 1	16, 20, 25, 32, 40, 50	25kA	CSE1M125FMU3P-*	15000	CSE1M125FMU4P-*	18800
	16, 20, 25, 32, 40, 50	36kA	CSE1NN125FMU3P-*	16920	CSE1NN125FMU4P-*	20630

ATM (Thermal Magnetic) Release ● Adjustable Overload 80-100% ● Adjustable Short Circuit 5-10 In

Size	Rated Current (Amps)	Breaking capacity Icu at 415V AC	3 Pole Reference	MRP (₹)	4 Pole Reference	MRP (₹)
Frame 1	63, 80, 100	25kA	CSE1M125ATM3P-*	13450	CSE1M125ATM4P-*	17770
	125		CSE1M125ATM3P-*	18430	CSE1M125ATM4P-*	20720
Frame 2	160		CSE2M250ATM3P-*	21350	CSE2M250ATM4P-*	25590
	200		CSE2M250ATM3P-*	26960	CSE2M250ATM4P-*	30750
	250		CSE2M250ATM3P-*	31910	CSE2M250ATM4P-*	36290
Frame 3	320		CSE3M400ATM3P-*	42530	CSE3M400ATM4P-*	49690
	350		CSE3M400ATM3P-*	42530	CSE3M400ATM4P-*	49690
	400		CSE3M400ATM3P-*	43170	CSE3M400ATM4P-*	52450
Frame 1	63, 80, 100	36kA	CSE1NN125ATM3P-*	18780	CSE1NN125ATM4P-*	23550
	125		CSE1NN125ATM3P-*	21940	CSE1NN125ATM4P-*	25600
Frame 2	160		CSE2NN250ATM3P-*	29170	CSE2NN250ATM4P-*	37060
	200		CSE2NN250ATM3P-*	35420	CSE2NN250ATM4P-*	39900
	250		CSE2NN250ATM3P-*	41130	CSE2NN250ATM4P-*	49090
Frame 3	320		CSE3NN400ATM3P-*	49250	CSE3NN400ATM4P-*	57780
	350		CSE3NN400ATM3P-*	49250	CSE3NN400ATM4P-*	60290
	400		CSE3NN400ATM3P-*	49900	CSE3NN400ATM4P-*	60970
Frame 4	500		CSE4NN630ATM3P-*	65050	CSE4NN630ATM4P-*	79600
	630		CSE4NN630ATM3P-*	65580	CSE4NN630ATM4P-*	81590
Frame 1	63, 80, 100	50kA	CSE1S125ATM3P-*	21980	CSE1S125ATM4P-*	26660
	125		CSE1S125ATM3P-*	26880	CSE1S125ATM4P-*	30830
Frame 2	160		CSE2S250ATM3P-*	36990	CSE2S250ATM4P-*	47410
	200		CSE2S250ATM3P-*	41880	CSE2S250ATM4P-*	50930
	250		#CSE2SX250ATM3P-*	42800	#CSE2SX250ATM4P-*	52980
	250		CSE2S250ATM3P-*	44810	CSE2S250ATM4P-*	55640
Frame 3	320		CSE3S400ATM3P-*	53700	CSE3S400ATM4P-*	63710
	350		CSE3S400ATM3P-*	53700	CSE3S400ATM4P-*	63710
	400		CSE3S400ATM3P-*	53860	CSE3S400ATM4P-*	65710
Frame 4	500		CSE4S630ATM3P-*	77740	CSE4S630ATM4P-*	90660
	630		CSE4S630ATM3P-*	72470	CSE4S630ATM4P-*	90660

NOTES :
1. #Icu 50kA(Ics=75% Icu)
2. While Ordering, Replace"*" by Current Rating, followed by 'A' eg., 350A
3. For spreader terminals reference code & MRP, please refer page no. 29
4. For 55kA MCCB & 2 Pole version MCCB please contact to nearest Branch Office.

WiNbreak1 MCCB

Microprocessor Release 'MicroPro WB'

- Conforms to IS/IEC 60947-2
- Ics=100%Icu
- Range: 40A-630A, 3P & 4P
- Breaking capacity: 36kA-55kA
- Communication*
- Trip History
- LCD: Indication of measurement and information
- Suitable for isolation
- Adjustable over load from 0.4-1.0In
- Adjustable short circuit from 2-12Ir*
- Inbuilt ground fault protection available 20% to 100% of In
- Adjustable neutral overload protection available: 50% to 100% of Ir
- Adjustable current imbalance protection available: (30%-70%) of Ir
- Provision of thermal memory: ON/OFF
- View last trip information

ETM (with in-built Earth fault Protection) ● Adjustable Overload 40 - 100% ● Adjustable shortcircuit 2~12 Ir **[HSN Code: 8536]**

Size	Release Range (A)	Breaking Capacity Icu at 415V AC	3 Pole Reference	MRP (₹)	4 Pole Reference	MRP (₹)
Frame 1	16-40	36kA	CSE1NN125ETM3P-40A	35540	CSE1NN125ETM4P-40A	35540
	25-63		CSE1NN125ETM3P-63A	35540	CSE1NN125ETM4P-63A	35540
	40-100		CSE1NN125ETM3P-100A	37660	CSE1NN125ETM4P-100A	37660
	50-125		CSE1NN125ETM3P-125A	38890	CSE1NN125ETM4P-125A	38890
Frame 2	63-160		CSE2NN250ETM3P-160A	45740	CSE2NN250ETM4P-160A	45740
	80-200		CSE2NN250ETM3P-200A	54310	CSE2NN250ETM4P-200A	54310
Frame 3	160-400		CSE3NN400ETM3P-400A	70930	CSE3NN400ETM4P-400A	70930
Frame 4	250~630		CSE4NN630ETM3P-630A	89320	CSE4NN630ETM4P-630A	89320

ETM (with in-built Earth fault Protection) ● Adjustable Overload 40-100% ● Adjustable short circuit 2~12 Ir ● Ics=100%Icu **[HSN Code: 8536]**

Size	Release Range (A)	Breaking Capacity Icu at 415V AC	3 Pole Reference	MRP (₹)	4 Pole Reference	MRP (₹)
Frame 1	16-40	50kA	CSE1S125ETM3P-40A	40300	CSE1S125ETM4P-40A	43910
	25-63		CSE1S125ETM3P-63A	40300	CSE1S125ETM4P-63A	43910
	40-100		CSE1S125ETM3P-100A	39330	CSE1S125ETM4P-100A	43910
	50-125		CSE1S125ETM3P-125A	41250	CSE1S125ETM4P-125A	52890
Frame 2	63-160		CSE2S250ETM3P-160A	51340	CSE2S250ETM4P-160A	64300
	80-200		CSE2S250ETM3P-200A	55080	CSE2S250ETM4P-200A	67910
	100-250		CSE2S250ETM3P-250A	55300	CSE2S250ETM4P-250A	81510
	100-250		#CSE2SX250ETM3P-250A	55910	#CSE2SX250ETM4P-250A	71400
Frame 3	160-400		CSE3S400ETM3P-400A	74410	CSE3S400ETM4P-400A	95060
Frame 4	250~630		CSE4S630ETM3P-630A	89120	CSE4S630ETM4P-630A	117080

NOTE: 1. #Icu 50kA(Ics=75% Icu)
2. While ordering, Replace "*" with Current rating
3. For spreader terminals reference code & MRP, please refer page no. 29
4. For 3 Pole ETM (Microprocessor) MCCB one Neutral CT will be required, if ground fault protection is required. For reference & price please refer page 30.
5. *For Communication Module & 55kA MCCB details please contact nearest Branch Office.
6. For Frame 4 MCCB adjustable short circuit from 2-10Ir

WiNbreak1 MCCB - Frame 'S'

- Conforms to IS/IEC 60947-2
- Ics=100%Icu (for 10kA & 18kA), 75% & 50% for 10kA, 75% for 25kA
- Range: 16A-125A
- Breaking Capacity: 10kA, 18kA & 25kA
- Compact Size
- Trip free mechanism
- Precise settings
- Termination possibility for unprepared cables
- Flexibility for installation as Horizontal / Vertical
- Standard packing includes insulating phase barrier and hardware

FMU (Thermal Magnetic) Release ● Adjustable Overload 80-100% ● Fixed short circuit 10In*

[HSN Code: 8536]

Size	Rating Range (A)	Breaking Capacity Icu at 415V AC	3 Pole Reference	MRP (₹)	4 Pole Reference	MRP (₹)
Frame 'S'	16, 20, 25, 32, 40, 50	10kA	CSESK125FMU3P-*A	5570	CSESK125FMU4P-*A	6600
	63, 80, 100A		CSESK125FMU3P-*A	5700	CSESK125FMU4P-*A	7950
	125A		CSESK125FMU3P-*A	7460	CSESK125FMU4P-*A	9950
	16, 20, 25, 32, 40, 50	18kA	CSESL125FMU3P-*A	9230	CSESL125FMU4P-*A	12820
	63, 80, 100A		CSESL125FMU3P-*A	9480	CSESL125FMU4P-*A	13090
	125A		CSESL125FMU3P-*A	10150	CSESL125FMU4P-*A	14330
	16, 20, 25, 32, 40, 50	25kA*	CSESMX125FMU3P-*A	10020	CSESMX125FMU4P-*A	13060
	63, 80, 100A		CSESMX125FMU3P-*A	10430	CSESMX125FMU4P-*A	13700
	125A		CSESMX125FMU3P-*A	10930	CSESMX125FMU4P-*A	14380

NOTES :
1. While Ordering, Replace"*" by Current Rating.
2. * Ics=75%Icu
3. For accessories please refer page No. 29
4. Frame 'S' MCCB with box type terminal is also available on request.
5. *From 63~125A

Single Pole MCCB

- Conforms to IS/IEC 60947-2
- Ics=100%Icu
- Range: 16A-125A
- Breaking capacity: 10kA
- Standard packing does not includes Spreader terminals

FTM (Thermal Magnetic) Release ● Fixed Overload ● Fixed short circuit

[HSN Code: 8536]

Size	Rating (A)	Breaking Capacity Icu at 240V AC	Reference	MRP (₹)
Frame 1	16, 20, 25, 32, 40	10kA	CSESK125FTM1P-16A	2300
			CSESK125FTM1P-20A	2300
			CSESK125FTM1P-25A	2300
			CSESK125FTM1P-32A	2300
			CSESK125FTM1P-40A	2300
	50, 63, 80, 100, 125		CSESK125FTM1P-50A	2540
			CSESK125FTM1P-63A	2540
			CSESK125FTM1P-80A	2540
			CSESK125FTM1P-100A	2540
			CSESK125FTM1P-125A	2540

WiNbreak1 MCCB

MCCB for Motor Protection

- Conforms to IS/IEC 60947-2
- Ics=100% Icu
- Range 20A~630A
- Breaking Capacity -50kA
- Upto 50A-Fixed Magnetic setting - Upto 17In
- Adjustable Magnetic setting 6~12In for rating above 50A
- Positive Isolation
- Trip Free mechanism
- Standard packing includes phase barriers and hardware

FMTU (Fixed Magnetic) Release ● MTU (Adjustable Magnetic) Release
● Adjustable short circuit upto 6~12In **[HSN Code: 8536]**

Size	Breaking Capacity Icu at 415V AC	Rating (A)	3 Pole - Reference	MRP (₹)
Frame-1	50kA	20	CSE1S125FMTU3P-20A	16290
		32	CSE1S125FMTU3P-32A	16290
		50	CSE1S125FMTU3P-50A	15350
		63	CSE1S125MTU3P-63A	15630
		100	CSE1S125MTU3P-100A	15630
		125	CSE1S125MTU3P-125A	17540
Frame-2	50kA	160	CSE2S250MTU3P-160A	27860
		200	CSE2S250MTU3P-200A	38250
		220	CSE2S250MTU3P-220A	44900
		250	CSE2S250MTU3P-250A	44900
Frame-3	50kA	320	CSE3S400MTU3P-320A	57730
		350	CSE3S400MTU3P-350A	57730
		400	CSE3S400MTU3P-400A	57730
Frame-4		500	CSE4S630MTU3P-500A	63070
		630	CSE4S630MTU3P-630A	63070

ACCESSORIES - Suitable for use on WB1 MCCBs **[HSN Code: 8538]**

MCCB	Shunt Trip (SHT)	MRP (₹)	Under Voltage Trip (UVT)	MRP (₹)	Auxiliary Switch (AX)	MRP (₹)	Alarm Switch (AL)	MRP (₹)	Combination Switch (AX+AL)	MRP (₹)
CSES	STW1-S (...V)	2240	-	-	AXWS-L	1690	ALWS-L	1890	XLWS-L	3290
CSE1	STW1-(...V)	3810	UVTW1-(...V)	6530	AXW1-*	1970	ALW1-*	2060	XLW1-*	4780
CSE2							2170	2060	XLW1-2*	4780
CSE3/CSE4	STW1-3(...V)	5650	UVTW1-3(...V)	7650	AXW1-3*	2500	ALW1-3*	2610	XLW1-3*	5740

NOTE:

1. Please replace "*" with L as MCCB Left hand side position & R as MCCB right hand position
2. Maximum Possibilities for Internal Accessories
   a) 3 Pole, MCCB with Thermal Release, Any two accessories can be fitted at one time
   b) 4 Pole, MCCB with Thermal Release, Any Three accessories can be fitted at one time
   c) 3 Pole, MCCB with Microprocessor Release, Right hand seat is not available. Hence, one accessory can be fitted at one time
   d) 4 Pole, MCCB with Microprocessor Release, Any two accessories can be fitted at one time; Right hand seat is not available
   e) Alarm & combination switch can be fitted in left hand seat only on CSE3-4P Microprocessor Release MCCB
   f) UVT can be fitted only in left hand seat
   g) 3 & 4 Pole, CSES MCCB can have Shuntrip fitment only in Right Side pocket
3. For UVT of CSES Fame, please contact to nearest Branch Office
4. Please Replace (...) with voltage rating
5. For 24V & 48V Shunt, please contact to nearest Branch Office

Voltage Selection UVT & Shunt

Size	AC	DC	AC / DC Common
UVT			
CSE1/CSE2	220V, 415V	24V, 48V, 110V, 220V	-
CSE3/CSE4	220V, 415V		220V
Shunt			
CSES	110V, 220V, 415V	110V, 220V	-
CSE1/CSE2	220V, 415V		-
CSE3/CSE4	220V, 415V		24V, 48V, 110V

WiNbreak1 MCCB

Extended Rotary Handle **[HSN Code: 8538]**

Suitable for use on WB1 MCCBs	Reference	MRP (₹)
CSES	EHW1-0T-125	3690
CSE1	EHW1-125	4120
CSE2	EHW1-250	4830
CSE3 / CSE4	EHW1-400-630	5780

Panel Door Mounted Key Lock for Extended Rotary Handle **[HSN Code: 8538]**

Suitable for use on WB1 MCCBs	Reference Code	MRP (₹)
CSE1	EXTKLWB1-125AF-T1	POR
CSE2	EXTKLWB1-250AF-T1	
CSE3 / CSE4	EXTKLWB1-400AF-T1	

Mechanical Interlock **[HSN Code: 8538]**

Suitable for use on WB1 MCCBs	Applied between two MCCBs			
	Reference 3 Pole	MRP (₹)	Reference 4 Pole	MRP (₹)
CSE1	MIW1-125-3P	4550	MIW1-125-4P	5650
CSE2	MIW1-250-3P	4960	MIW1-250-4P	5870

Note: For CSE3/CSE4 mechanical interlock, please contact with nearest Branch Office.

Locking Devices* **[HSN Code: 8538]**

Suitable for use on MCCBs	Key Lock*				Padlocking	
	3P Reference	MRP (₹)	4P Reference	MRP (₹)	Reference	MRP (₹)
CSE1	KLW1-125	2500	KLW1-125-4P	2740	PLW1-125	2670
CSE2	KLW1-250	2710	KLW1-250-4P	2900	PLW1-250	2960
CSE3 / CSE4	-	-		-	PLW1-400	5070

* Factory fitted only

Spreader Terminals for WB1 MCCB **[HSN Code: 8538]**

Suitable for use on MCCBs		Current Rating (A)	Reference	MRP (₹)	MOQ
CSES	3 Pole	16 , 20, 25, 32, 40, 50, 63, 80, 90, 100, 125	CSET0033	350	Set of 3
	4 Pole		CSET0044	520	Set of 4
CSE1	3 Pole	16, 20, 32, 40, 50, 63	CSET1033	350	Set of 3
CSE1	3 Pole	80, 100, 125	CSET1033C	510	Set of 3
CSE1	4 Pole	16, 20, 32, 40, 50, 63	CSET1044	580	Set of 4
CSE1	4 Pole	80, 100, 125	CSET1044C	720	Set of 4
CSE2	3 Pole	160, 200	CSET2033	850	Set of 3
CSE2	3 Pole	250	CSET2503-ST	1380	Set of 3
CSE2	4 Pole	160, 200	CSET2044	1270	Set of 4
CSE2	4 Pole	250	CSET2504-ST	1500	Set of 4
CSE3	3 Pole	320, 350, 400	CSET3033	2610	Set of 3
CSE3	4 Pole	320, 350, 400	CSET3044	3600	Set of 4
CSE4	3 Pole	500, 630	CSET4033-WB1	6850	Set of 3
CSE4	4 Pole	500, 630	CSET4044-WB1	9330	Set of 4

SS Enclosure for WB1 MCCB **[HSN Code: 8538]**

Size	Suitable for WB1 MCCBs	Reference	MRP (₹)
FrameS	CSES	CSE-ENCL-125S-3P	3350
	CSES	CSE-ENCL-125S-4P	3350
Frame1	CSE1	CSE-ENCL-125-3P	3570
	CSE1	CSE-ENCL-125-4P	3570
Frame2	CSE2	CSE-ENCL-250-3P	6160
	CSE2	CSE-ENCL-250-4P	6160

NOTES:

1. Reference Code is for Enclosure only (without MCCB)
2. For Placing an order for MCCB along with Enclosure, please apply prefix E-before MCCB Reference Code. For Price, please contact nearest Branch Office.

WiNbreak1 MCCB

Motor Operator for WB1		[HSN Code: 8538]
Description	**Reference**	**MRP (₹)**
CSE1MOP24VDC	Motor Operator For Winbreak1 (CSE1 24V DC)	42920
CSE1MOP110VAC/DC	Motor Operator For Winbreak1 (CSE1 110V AC/DC)	42920
CSE1MOP220VAC/DC	Motor Operator For Winbreak1 (CSE1 220V AC/DC)	42920
CSE1MOP400VAC	Motor Operator For Winbreak1 (CSE1 400V AC)	42920
CSE2MOP24VDC	Motor Operator For Winbreak1 (CSE2 24V DC)	48050
CSE2MOP110VAC/DC	Motor Operator For Winbreak1 (CSE2 110V AC/DC)	48050
CSE2MOP220VAC/DC	Motor Operator For Winbreak1 (CSE2 220V AC/DC)	48050
CSE2MOP400VAC	Motor Operator For Winbreak1 (CSE2 400V AC)	48050
CSE3/4MOP24VDC	Motor Operator For Winbreak1 (CSE3/4 24V DC)	71230
CSE3/4MOP110VAC/DC	Motor Operator For Winbreak1 (CSE3/4 110V AC/DC)	71230
CSE3/4MOP220VAC/DC	Motor Operator For Winbreak1 (CSE3/4 220V AC/DC)	71230
CSE3/4MOP400VAC	Motor Operator For Winbreak1 (CSE3/4 400V AC)	71230

Earth Fault Relay (with CBCT) Suitable for 3 Phase 3 wire distribution network			[HSN Code: 8538]
Rating (Amps)	**Earth Fault Relay Setting Range**	**Reference**	**MRP (₹)**
32A	3.2~32A	EFR-CBCT125-AF-32	11060
40A	4~40A	EFR-CBCT125-AF-40	11060
63A	6.3~63A	EFR-CBCT125-AF-63	11060
80A	8~80A	EFR-CBCT125-AF-80	11060
100A	10~100A	EFR-CBCT125-AF-100	11060
125A	12.5~125A	EFR-CBCT125-AF-125	11780
200A	20~200A	EFR-CBCT250-AF-200	11780
250A	25~250A	EFR-CBCT250-AF-250	13170
400A	40~400A	EFR-CBCT400-AF-400	13170
630A	63~630A	EFR-CBCT630-AF-630	15250
800A	80~800A	EFR-CBCT800-AF-800	15250
1000A	100~1000A	EFR-CBCT1250-AF-1000	23530
1250A	125~1250A	EFR-CBCT1250-AF-1250	23530
Earth Fault Relay (with NCT) Suitable for 3 Phase 4 wire distribution network			
40A	4~40A	EFR125-AF-40(N)	10250
100A	10~100A	EFR125-AF-100(N)	10250
125A	12.5~125A	EFR125-AF-125(N)	10890
200A	20~200A	EFR250-AF-200	10890
250A	25~250A	EFR250-AF-250	12140
400A	40~400A	EFR400-AF-400	12140
630A	63~630A	EFR630-AF-630	13980
800A	80~800A	EFR800-AF-800	13980
1000A	100~1000A	EFR1250-AF-1000	23070
1250A	125~1250A	EFR1250-AF-1250	23070
NCT WiNbreak1 ETM (Microprocessor) 3 Pole MCCB if ground fault facility is required			
40	40/0.1A	ETMNCT40A	3380
63	63/0.1A	ETMNCT63A	3380
80	80/0.1A	ETMNCT80A	3380
100	100/0.1A	ETMNCT100A	3380
125	125/0.1A	ETMNCT125A	3380
160	160/0.1A	ETMNCT160A	4730
200	200/0.1A	ETMNCT200A	4730
250	250/0.1A	ETMNCT250A	4730
400	400/0.1A	ETMNCT400A	6460
630	630/0.1A	ETMNCT630A	POR

GO TO CONTENTS PAGE

C&S electric

WiNbreak2

An Absolute solution for power distribution

C&S Electric offers innovative, intelligent, integrated and intuitive solution

- Conforms to IS/IEC 60947-2
- Ics = 100% Icu
- Icw = 25kA / 1s
- Range: 800A to 1600A, 3P & 4P
- Breaking Capacity: 50kA, 70kA & 150kA
- Ui: 1000V
- Uimp: 8kV

N Type (Normal)

WiNbreak2 MCCB (1600AF)

Features:

- LSIG Protection
- Thermal Memory
- Current, Voltage, Power, Energy, Frequency measurement
- Trip History
- Digital Display
- Fault recording
- Event Recording
- Communication
- Harmonics
- True RMS Sensing
- ZSI
- IDMTL Setting
- Self Power
- LED for Tripping Information
- RTC Timer
- Pre Trip Alarm

MCCB with Intelligent Release - N Type **[HSN Code: 8536]**

Size	Release Range (A)	Breaking Capacity @ 415VAC	3 Pole Reference	MRP (₹)	4 Pole Reference	MRP (₹)
Frame 5	400-800	50kA	CS1000NNG5800A3P	POR	CS1000NNG5800A4P	POR
	500-1000		CS1000NNG51000A3P		CS1000NNG51000A4P	
	625-1250		CS1250NNG51250A3P		CS1250NNG51250A4P	
	800-1600		CS1600NNG51600A3P		CS1600NNG51600A4P	
	400-800	70kA	CS1000HNG5800A3P	POR	CS1000HNG5800A4P	POR
	500-1000		CS1000HNG51000A3P		CS1000HNG51000A4P	
	625-1250		CS1250HNG51250A3P		CS1250HNG51250A4P	
	800-1600		CS1600HNG51600A3P		CS1600HNG51600A4P	

Internal Accessories **[HSN Code: 8538]**

WB2 MCCBs	Shunt Trip (SHT)	MRP (₹)	Under Voltage Trip (UVT)	MRP (₹)	Auxiliary Switch (AX)	MRP (₹)	Alarm Switch (AL)	MRP (₹)	Fault Alram Switch (FAL)*	MRP (₹)
CS1000-1600	SHT5-T(...V)	POR	UVT5-T(..V)	POR	AX5-T	POR	AL5-T	POR	FAL5-T	POR

Voltage Selection UVT & Shunt

Size	AC	DC	AC / DC Common
UVT			
Frame 5	48V, 380~480V	24~30V, 48~60V	100~130V, 200~250V
Shunt			
Frame 5	48V, 380~480V	24~30V, 48~60V	100~130V, 200~250V

WB2 MCCBs	Direct Rotary Handle	MRP (₹)	Direct Rotary Handle with Keylock	MRP (₹)	Extended Rotary Handle	MRP (₹)
CS1000-1600	DH5-S	POR	DHK5-S	POR	EH5-S	POR

Mechanical Interlock **[HSN Code: 8538]**

WB2 MCCBs	Applied between two MCCBs			
	3 Pole		4 Pole	
	Reference	MRP (₹)	Reference	MRP (₹)
CS1000-1600	MIT53	POR	MIT54	POR

Padlocking Device **[HSN Code: 8538]**

WB2 MCCBs	Fixed Lock		Removable Lock	
	Reference	MRP (₹)	Reference	MRP (₹)
CS1000-1600	PHL5	POR	PL5	POR

NOTE : Above mentioned products are non stockable.

WiNbreak2 MCCB

Features:

- Conforms to IS/IEC 60947-2
- Ics = 100% Icu
- Range: 16A-1600A, 3P & 4P#
- Breaking capacity: 50kA, 65kA, 70kA, 85kA & 150kA#
- Positive Isolation
- Trip Free Mechanism
- Double contact structure
- Communication compatible
- No Line-load Bias
- Neutral with 100% rated current
- Tripping by pressure
- Current limiting
- Manual, Rotary or Motorized available
- Wide range of internal & external accessories
- Standard packing includes spreaders terminals, insulating phase barriers and hardware

FMU (Thermal Magnetic) Release ● Adjustable Overload 80-100% ● Fixed short circuit 10 In **[HSN Code: 8536]**

Size	Rated Current (Amps)	Breaking capacity Icu at 415V AC	3 Pole Reference	MRP (₹)	4 Pole Reference	MRP (₹)
Frame 4	800	65kA	☒CS800NFMU*3P	129380	CS800NFMU*4P	129380

ATU (Thermal Magnetic) Release ● Adjustable Overload 80 - 100% ● Adjustable Short circuit 5 - 10 In **[HSN Code: 8536]**

Frame 4	800	65kA	☒CS800NATU*3P	129380	CS800NATU*4P	179980

ETS (Microprocessor based) Release ● Adjustable Overload 40 - 100% ● Adjustable shortcircuit 1.5 - 10 In **[HSN Code: 8536]**

Frame 4	800	65kA	☒CS800NETS*3P	167030	CS800NETS*4P	213110

ATU - *Rated Current (Amp) 300, 500 for 3 Pole & 4 Pole are non stockable items.

ETM (Microprocessor Release with in-built Earth fault Protection) ● Adjustable Overload 40 - 100% ● Adjustable shortcircuit 1.5 - 10 In **[HSN Code: 8536]**

Frame 4	800	65kA	☒CS800NETM43800A3PE	213110	☒CS800NETM43800A4PE	213110

NOTE :
1. While ordering replace "*" by Current Rating
2. Spreader Terminals are not included MCCBs upto 63A
3. For 3 Pole ETM (Microprocessor) MCCB one Neutral CT will be required, if ground fault protection is required, for reference & MRP Please refer page 34.
4. MCCB with Ammeter, ZSI & communication feature is also available. For reference & MRP contact nearest Branch Office.
5. MCCB for Motor Backup Protection is also available. For prices contact nearest Branch Office.
6. #For other ratings contact nearest Branch Office.

Accessories **[HSN Code: 8536]**

Suitable for use on WB2 MCCBs	Shunt Trip (SHT)	MRP (₹)	Under Voltage Trip (UVT)	MRP (₹)	Auxiliary Switch (AX)	MRP (₹)	Alarm Switch (AL)	MRP (₹)	Fault Alram Switch (FAL)*	MRP (₹)
CS800	ST-T(..V)	6620	UVT-T(..V)	10300	AX-T	3000	AL-T	3260	FAL-T	POR

NOTE :
1. FAL (Fault Alarm Switch)* It can be applied to only circuit breakers with electronic trip units
2. Maximum Possibilities for Internal Accessories

Voltage Selection UVT & Shunt

Size	AC	DC	AC / DC Common
UVT			
Frame 4	380~440V, 440~480V	-	24V, 48V, 110~130V, 200~240VAC/ 250VDC
Shunt			
Frame4	380~500V	12V	24V, 48V, 110~130V, 200~240VAC / 250VDC

	Accessory	CS800
Left	AX	3
	AL	-
	SHT / UVT	1
Right	AX	-
	AL	2
	FAL	1

WiNbreak2 MCCB

Rotary Handle **[HSN Code: 8538]**

Suitable for use on WB2 MCCBs	Direct Rotary Handle	MRP (₹)	Direct Rotary Handle with Keylock	MRP (₹)	Extended Rotary Handle	MRP (₹)
CS800	⊠DH4-S	9150	⊠DHK4-S	9150	EH4-S	POR

Mechanical Interlock (Used to prevent mechnically closing together) **[HSN Code: 8538]**

Suitable for use on WB2 MCCBs	3 Pole Reference	MRP (₹)	4 Pole Reference	MRP (₹)
CS800	MIT43	24670	MIT44	25190

Motor Operator - For remote "ON/OFF" operation only **[HSN Code: 8538]**

Suitable for MCCB Type	Control Voltage	Reference	MRP (₹)
CS800	⊠24V DC	MOP4(..V)	108260
	⊠AC110V/DC110V		
	AC230V/DC220V		

*Replace (....V) by require voltage.

Padlocking Device **[HSN Code: 8538]**

Suitable for use on WB2 MCCBs	Fixed Lock		Removable Lock	
	Reference	MRP (₹)	Reference	MRP (₹)
CS800	⊠PHL 4	5480	⊠PL 4	2920

NCT for WiNbreak2 ETM-Microprocessor (3 Pole MCCB if ground fault facility is required) **[HSN Code: 8538]**

Description	Reference	MRP (₹)
800/0.1A	NCT-WB2-080	15580

⊠non stockable items.

WiNbreak MCCB - CSC Series

- Conforms to IS/IEC 60947-2
- Ics=100%Icu
- Range: 15A-1200A, 2, 3 & 4 Pole#
- Breaking capacity: 18kA, 26kA, 37kA, 50kA, 65kA & 85kA#
- Positive Isolation
- Trip free mechanism
- Wide range of Internal & External Accessories
- SS Enclosure available
- Standard packing includes insulating phase barriers and hardware

FTM (Thermal Magnetic) Release ● Fixed Overloadv ● Fixed short circuit **[HSN Code: 8536]**

Size	Rated Current (Amps)	Breaking capacity Icu at 415V AC	2 Pole Reference	MRP (₹)	3 Pole Reference	MRP (₹)	4 Pole Reference	MRP (₹)
Frame 5	700, 800	37kA	-	-	CSC6N3*	109470	⊠CSC6N4*	130700
Frame 5	700, 800	65kA	-	-	CSC6S3*	118600	CSC6S4*	150120
Frame 5	700, 800	85kA	-	-	CSC6L3*	252490	CSC6L4*	284040

FTM (Thermal Magnetic) Release ● Fixed Overload ● Fixed short circuit ● Ics=50%Icu **[HSN Code: 8536]**

Size	Rated Current (Amps)	Breaking capacity Icu at 415V AC	2 Pole Reference	MRP (₹)	3 Pole Reference	MRP (₹)	4 Pole Reference	MRP (₹)
Frame 6	1000◆	65kA	-	-	CSC7S3*	300320	⊠CSC7S4*	375950
	1200◆		-	-	CSC8S3*	319250	CSC8S4*	380820
Frame 6	1000◆	85kA	-	-	CSC7L3*	383760	CSC7L4*	459780
	1200◆		-	-	CSC8L3*	446500	CSC8L4*	537380

NOTES : 1. While Ordering, Replace "*" by Current rating.
2. ◆Spreader Terminals are included as standard packing.
3. # For other ratings contact to nearest Branch Office.



Accessories **[HSN Code: 8538]**

Suitable for use on WB-CSC MCCBs	Shunt Trip (SHT)	MRP (₹)	Under Voltage Trip (UVT)	MRP (₹)	Auxiliary Switch (AX)	MRP (₹)	Alarm Switch (AL)	MRP (₹)
CSC7, CSC8	ST-7A(...V)	21690	UVT-7A(...V)	18860	ASW-7A	7680	ALSW-7A	7350

Rotary Handle **[HSN Code: 8538]**

Suitable for use on WB-CSC MCCBs	Extended Rotary Handle	MRP (₹)
CSC6	E80U	11950

NOTES:
1. Please replace "*" with R as MCCB left hand side position & T as MCCB right hand position.
2. Left Hand seat is not available in 2 Pole MCCB in Frame 1 & Frame 2
3. Rotary Handle for 2 Pole Frame 1 & Frame 2 is not available.

Spreader Terminals **[HSN Code: 8538]**

Suitable for use on MCCBs	Pole	Current Rating (A)	Reference	MRP (₹)	MOQ
CSC6	3 Pole	700, 800	CSET8033	6010	Set of 3
CSC6	4 Pole	700, 800	CSET8044	7330	Set of 4

SS Enclosure for WB MCCB

Size	Suitable for use on MCCBs	3 Pole Reference*	4 Pole Reference*	MRP (₹)
Frame 6	CSC7, CSC8	⊠CS-CNM0100204	-	19210

NOTES:

1) *Reference code is for Enclosure only (without MCCB)
2) For placing an order for MCCB along with Enclosure, please apply Prefix **E-** before MCCB Reference Code. For Price please contact nearest Branch Office.

GO TO CONTENTS PAGE

C&S electric

Switch Disconnectors at a Glance

Non Modular Range

D Type

K Type

NM Type

Modular Range

DM Type

K Type

P Type

IEC | CE | RoHS Compliant

Switch Disconnector Fuse Unit (without Fuse Links)

- Conforms to IS/IEC 60947-3
- Range: 32~800A, 415V AC 50Hz
- Door Interlock and Padlock facility
- Version: 2P / TP / TPN / 4P
- Modular Construction
- Positive Isolation
- Suitable for DIN & Bolted HRC Fuse Links

[HSN Code: 8537]

Size	Rating Amps	Pole	CSSDF in Open Execution				CSSDF in Sheet Steel Enclosure				Recommended Fuse Links Type (IEC Size)	
			Reference DIN	MRP (₹)	Reference BS	MRP (₹)	Reference DIN	MRP (₹)	Reference BS	MRP (₹)	DIN	BS
Frame 1	32A	2P	CSSDF32D2	3830	CSSDF32B2	4980					CDFL00 32	CTIA-32 (A2)
		TP	CSSDF32D3	4920	CSSDF32B3	5120	⊠E-CSSDF32D3	9420	E-CSSDF32B3	9120		
		TPN	CSSDF32D3N	5240	CSSDF32B3N	5260	E-CSSDF32D3N	9780	E-CSSDF32B3N	9310		
		4P	⊠CSSDF32D4FN	6050	⊠CSSDF32B4FN	5700	E-CSSDF32D4FN	10650	⊠E-CSSDF32B4FN	10080		
Frame 1	63A	2P	CSSDF63D2	5540	CSSDF63B2	5310					CDFL00 63	CSTIS-63 (A3)
		TP	CSSDF63D3	6190	CSSDF63B3	5700	⊠E-CSSDF63D3	10950	E-CSSDF63B3	11030		
		TPN	CSSDF63D3N	6290	CSSDF63B3N	6570	E-CSSDF63D3N	11830	E-CSSDF63B3N	12010		
		4P	CSSDF63D4FN	6440	CSSDF63B4FN	6660	E-CSSDF63D4FN	12310	⊠E-CSSDF63B4FN	12330		
Frame 2	100A	2P	CSSDF100D2	9770	CSSDF100B2	11290					CDFL00 100	CTCP-100 (A4)
		TP	CSSDF100D3	11830	CSSDF100B3	13030	E-CSSDF100D3	17380	E-CSSDF100B3	17790		
		TPN	CSSDF100D3N	12640	CSSDF100B3N	13260	E-CSSDF100D3N	18470	E-CSSDF100B3N	17940		
		4P	CSSDF100D4FN	14900	⊠CSSDF100B4FN	15750	E-CSSDF100D4FN	21020	⊠E-CSSDF100B4FN	21930		
Frame 2	125A	2P	CSSDF125D2	11840	CSSDF125B2	12040					CDFL00 125	CTCP-125 (A4)
		TP	CSSDF125D3	12640	⊠CSSDF125B3	13140	⊠E-CSSDF125D3	19950	E-CSSDF125B3	19690		
		TPN	CSSDF125D3N	14280	CSSDF125B3N	14580	E-CSSDF125D3N	21290	E-CSSDF125B3N	22780		
		4P	CSSDF125D4FN	17710	CSSDF125B4FN	17700	⊠E-CSSDF125D4FN	23280	⊠E-CSSDF125B4FN	24160		
Frame 2	160A	2P	⊠CSSDF160D2	14820	CSSDF160B2	15300					CDFL00 160	CTF-160 (B2)
		TP	CSSDF160D3	16470	⊠CSSDF160B3	17020	E-CSSDF160D3	23170	E-CSSDF160B3	23450		
		TPN	CSSDF160D3N	18000	CSSDF160B3N	18770	E-CSSDF160D3N	24960	⊠E-CSSDF160B3N	25850		
		4P	⊠CSSDF160D4FN	19990	⊠CSSDF160B4FN	22130	E-CSSDF160D4FN	31030	E-CSSDF160B4FN	34240		
Frame 3	200A	2P	CSSDF200D2	18090	CSSDF200B2	19040					CDFL1 200 / CSDFL1 200	CTF-200 (B2)
		TP	CSSDF200D3	21020	⊠CSSDF200B3	20530	⊠E-CSSDF200D3	28650	E-CSSDF200B3	31770		
		TPN	CSSDF200D3N	23620	CSSDF200B3N	23620	E-CSSDF200D3N	31000	E-CSSDF200B3N	33440		
		4P	CSSDF200D4FN	25100	CSSDF200B4FN	25200	⊠E-CSSDF200D4FN	35860	E-CSSDF200B4FN	35160		
Frame 3	250A	2P	CSSDF250D2	20540	⊠CSSDF250B2	21170					CDFL1 250/ CSDFL1 250	CTKF250(B3)
		TP	CSSDF250D3	23780	CSSDF250B3	24430	⊠E-CSSDF250D3	31020	E-CSSDF250B3	33440		
		TPN	CSSDF250D3N	23890	CSSDF250B3N	26520	E-CSSDF250D3N	32270	E-CSSDF250B3N	34440		
		4P	CSSDF250D4FN	26810	CSSDF250B4FN	29490	⊠E-CSSDF250D4FN	37550	E-CSSDF250B4FN	38380		
Frame 3	315A	2P	CSSDF315D2	24790	CSSDF315B2	26000					CDFL2 315/ CSDFL2 315	CTKF-315 (B3)
		TP	CSSDF315D3	31670	CSSDF315B3	32070	E-CSSDF315D3	39580	E-CSSDF315B3	43480		
		TPN	CSSDF315D3N	32600	CSSDF315B3N	32720	E-CSSDF315D3N	40000	E-CSSDF315B3N	43850		
		4P	CSSDF315D4FN	39320	CSSDF315B4FN	35550	⊠E-CSSDF315D4FN	52400	E-CSSDF315B4FN	59170		
Frame 3	400A	2P	⊠CSSDF400D2	31950	CSSDF400B2	35590					CDFL2 400/ CSDFL2 400	CTMF-400 (B4)
		TP	CSSDF400D3	37910	⊠CSSDF400B3	39830	⊠E-CSSDF400D3	48390	E-CSSDF400B3	50460		
		TPN	CSSDF400D3N	39060	CSSDF400B3N	40270	E-CSSDF400D3N	48750	E-CSSDF400B3N	50800		
		4P	CSSDF400D4FN	43580	CSSDF400B4FN	47210	⊠E-CSSDF400D4FN	55250	E-CSSDF400B4FN	60840		
Frame 4	630A	2P	CSSDF630D2	54100	⊠CSSDF630B2	51670					CDFL3 630	CTTM-630 (C2)
		TP	CSSDF630D3	75510	⊠CSSDF630B3	73340	E-CSSDF630D3	80900	E-CSSDF630B3	84700		
		TPN	CSSDF630D3N	73640	CSSDF630B3N	78660	E-CSSDF630D3N	85050	⊠E-CSSDF630B3N	91450		
		4P	CSSDF630D4FN	87880	CSSDF630B4FN	94260	⊠E-CSSDF630D4FN	105420	E-CSSDF630B4FN	105890		
Frame 4	800A	2P	CSSDF800D2	70390	CSSDF800B2	71180					-	CTLM-800 (C3)
		TP	⊠CSSDF800D3	78630	CSSDF800B3	90180	E-CSSDF800D3	POR	E-CSSDF800B3	POR		
		TPN	CSSDF800D3N	85450	CSSDF800B3N	94550	⊠E-CSSDF800D3N		⊠E-CSSDF800B3N			
		4P	⊠CSSDF800D4FN	101960	CSSDF800B4FN	106810	E-CSSDF800D4FN					

⊠non stockable items.

Accessories Switch Disconnectors Fuse Unit

Key Interlocks (3 Locks - 2 Keys) **[HSN Code: 8538]**

For Switch Type	Reference	MRP (₹)
CSSDF 32A - 160A	☒CSSDFZW-16	8260
CSSDF 200A - 800A	CSSDFZW-5	9260

Castle Key Locks **[HSN Code: 8538]**

CSSDF 32A - 160A	CSSDFZW-15	9700
CSSDF 200A - 800A	CSSDFZW-4	10210

Auxiliary Contacts **[HSN Code: 8538]**

1 NO + 1 NC CSSDF 32A - 63A for 3P	CSSDFZX46	1470
2 NO + 2 NC CSSDF 32A - 63A for 3P	CSSDFZX32	2700
1 NO + 1 NC CSSDF 32A - 63A for 2P & 4P	CSSDFZX46B	1470
2 NO + 2 NC CSSDF 32A - 63A for 2P & 4P	☒CSSDFZX32B	2700
1 NO + 1 NC CSSDF 100A - 160A	CSSDFZX1	1470
2 NO + 2 NC CSSDF 100A - 160A	☒CSSDFZX16	2700
1 NO + 1 NC CSSDF 200A - 400A	CSSDFZX33	1770
2 NO + 2 NC CSSDF 200A - 400A	CSSDFZX34	3280
1 NO + 1 NC CSSDF 630A - 800A	CSSDFZX35	1770
2 NO + 2 NC CSSDF 630A - 800A	☒CSSDFZX36	2700

Handle Mounting Kit (for independent mounting of O/E Switches) **[HSN Code: 8538]**

CSSDF 200A - 400A	HMK-1-2	3300
CSSDF 630A - 800A	HMK-3-2	3490

Extended Terminals **[HSN Code: 8538]**

32A-63A	TPN	ET-323	890	4P	ET-324	1080
100A-160A	TPN	ET-327	2220	4P	ET-328	3180
200A-400A	TPN	ET-329	6500	4P	ET-330	7920

☒non stockable items.

Switch Disconnectors (Load Break Switches)

- Conforms to IS/IEC 60947-3
- Range: 25A-400A, 415V AC 50Hz
- Version: TP / 4P
- Compact Construction
- Door Interlock and Padlock facility
- Positive Isolation

[HSN Code: 8536]

Size		Rating Amps	Pole	CSSD In Open Execution		In Sheet Steel Enclosure	
				Reference	MRP (₹)	Reference	MRP (₹)
D-Series	Frame 1	25	3	CSSD25D3	3230	⊠E-CSSD25D3	7040
			4	⊠CSSD25D4	4270	E-CSSD25D4	7670
	Frame 1	40	3	CSSD40D3	3470	E-CSSD40D3	8110
			4	CSSD40D4	6700	⊠E-CSSD40D4	8860
	Frame 2	63	3	CSSD63K3	4600	⊠E-CSSD63K3	9670
	Frame 3		4	CSSD63D4	7340	⊠E-CSSD63D4	11610
	Frame 3	125	3	CSSD125D3	10300	E-CSSD125D3	16210
	Frame 3		4	CSSD125D4	12530	⊠E-CSSD125D4	18000
NM-Series	Frame 1	125	3	CSSD125NM3	12090	E-CSSD125NM3	17850
			4	CSSD125NM4	14890	E-CSSD125NM4	22040
	Frame 1	160	3	⊠CSSD160NM3	13460	E-CSSD160NM3	19930
			4	⊠CSSD160NM4	16020	E-CSSD160NM4	23760
	Frame 1	200	3	⊠CSSD200NM3	17200	E-CSSD200NM3	22350
			4	CSSD200NM4	22310	E-CSSD200NM4	29010
	Frame 1	250	3	CSSD250NM3	17410	E-CSSD250NM3	25760
			4	CSSD250NM4	24120	⊠E-CSSD250NM4	35770
	Frame 2	315	3	CSSD315NM3	22670	E-CSSD315NM3	POR
			4	CSSD315NM4	24480	E-CSSD315NM4	POR
	Frame 2	400	3	CSSD400NM3	27180	E-CSSD400NM3	POR
			4	CSSD400NM4	32990	E-CSSD400NM4	POR

NOTE:

1. Rotary Handle with door defeat Mechanism handle is available only for 25~125A (D&K Type).
2. Pistol Handle is available for complete range.
3. Switch Disconnector with Direct Handle and Extended Terminals are also available. Please contact nearest Branch Office for prices.
4. **Handle Colour:** Red knob & yellow base is available on request for rotary switches ■upto 125A.

Switch Disconnectors (Load Break Switches)

- Conforms to IS/IEC 60947-3
- Range: 125A-3150A, 415V, 50Hz
- Version: 2P, 3P, 4P
- Modular construction
- Positive Isolation
- Door Interlock and Padlock facility ■

Size		Rating Amps	Pole	CSSD In Open Execution [HSN Code: 8536]		In Sheet Steel Enclosure [HSN Code: 8536]	
				Reference	MRP (₹)	Reference	MRP (₹)
DM-Series	Frame 4	125	3	CSSD125DM3	13540	E-CSSD125DM3	18280
			4	CSSD125DM4	16780	☒E-CSSD125DM4	22640
	Frame 5	160	3	CSSD160DM3	15490	E-CSSD160DM3	20470
			4	CSSD160DM4	17920	E-CSSD160DM4	24610
	Frame 5	200	3	CSSD200DM3	19210	E-CSSD200DM3	26130
			4	CSSD200DM4	28530	E-CSSD200DM4	33970
	Frame 5	250	3	CSSD250DM3	23420	E-CSSD250DM3	30870
			4	CSSD250DM4	28950	E-CSSD250DM4	36090
	Frame 5	315	3	CSSD315DM3	27180	E-CSSD315DM3	33770
			4	CSSD315DM4	33040	E-CSSD315DM4	39250
	Frame 5	400	3	CSSD400DM3	32950	E-CSSD400DM3	40030
			4	CSSD400DM4	38430	E-CSSD400DM4	47410
K-Series	Frame 6	630	3	CSSD630K3	48830	E-CSSD630K3	57150
			4	CSSD630K4	57260	E-CSSD630K4	66410
	Frame 6	800	3	CSSD800K3	57630	E-CSSD800K3	66840
			4	CSSD800K4	63540	E-CSSD800K4	80420
P-Series	Frame 7 New	1000	3	CSSD1000SB3	58910	E-CSSD1000SB3	96830
			4	CSSD1000SB4	83970	E-CSSD1000SB4	127380
	Frame 7	1000	3	☒CSSD1000P3	74690	E-CSSD1000P3	108040
			4	☒CSSD1000P4	106470	E-CSSD1000P4	142130
	Frame 7	1250	3	☒CSSD1250P3	97380	E-CSSD1250P3	132420
			4	☒CSSD1250P4	128690	E-CSSD1250P4	174200
	Frame 7	1600	3	☒CSSD1600P3	121950	E-CSSD1600P3	165850
			4	☒CSSD1600P4	162590	E-CSSD1600P4	221110
	Frame 8	2000	3	CSSD2000P3	255100	E-CSSD2000P3	320210
			4	CSSD2000P4	289820	E-CSSD2000P4	357680
	Frame 8	2500	3	CSSD2500P3	310150	E-CSSD2500P3	355370
			4	CSSD2500P4	352440	E-CSSD2500P4	397000
	Frame 8	3150	3	CSSD3150P3	360070	E-CSSD3150P3	476540
			4	CSSD3150P4	409160	E-CSSD3150P4	553400

NOTES:
'K' series from 1000A to 3150A in open execution & with enclosure is also available on special request for retrofit orders only. For price, please contact nearest Branch Office.

☒non stockable items.

Switch Disconnectors (Moulded Construction)

Accessories						[HSN Code: 8538]
For Switch Type	**Reference**					**MRP (₹)**
Key Interlocks (3 Locks - 2 Keys)						
CSSD 125A-160A	CSSDZW - 16					10190
CSSD 200A-3150A	CSSDZW - 5					
Castle Key Locks						
CSSD 25A-160A	CSSDZW - 15					8570
CSSD 200A-3150A	CSSDZW - 4					
Auxiliary Contacts	**Pole**	**Reference**				
1 NO + 1 NC CSSD 25A-40A	3P	⊠CSSDZX49				1330
2 NO + 2 NC CSSD 25A-40A	3P	⊠CSSDZX50				2520
1 NO + 1 NC CSSD 25A-40A	4P	CSSDZX87				1330
2 NO + 2 NC CSSD 25A-40A	4P	⊠CSSDZX88				2520
1 NO + 1 NC CSSD 63A (K Type)	3P	⊠CSSDZX79				1330
2 NO + 2 NC CSSD 63A (K Type)	3P	⊠CSSDZX80				2520
1 NO + 1 NC CSSD 63~125A (D Type)	3P	⊠CSSDZX52				1330
2 NO + 2 NC CSSD 63~125A (D Type)	3P	⊠CSSDZX53				2520
1 NO + 1 NC CSSD 63A-125A	4P	⊠CSSDZX55				1330
2 NO + 2 NC CSSD 63A-125A	4P	⊠CSSDZX56				2520
1 NO + 1 NC CSSD 125A-160A (DM)	3/4P	⊠CSSDZX1				2520
2 NO + 2 NC CSSD 125A-160A (DM)	3/4P	CSSDZX16				2520
1 NO + 1 NC CSSD 200A-400A (DM)	3/4P	CSSDZX37				2520
2 NO + 2 NC CSSD 200A-400A (DM)	3/4P	CSSDZX38				2520
1 NO + 1 NC CSSD 630A-800A	3/4P	⊠CSSDZX33				2520
2 NO + 2 NC CSSD 630A-800A	3/4P	⊠CSSDZX34				2520
1 NO + 1 NC CSSD 1000A-3150A	3/4P	CSSDZX35				2520
2 NO + 2 NC CSSD 1000A-3150A	3/4P	⊠CSSDZX36				2520
Handle Mounting Kit (for independent mounting of O/E Switches)						
CSSD 200A-400A (DM Type)	HMK-2					3310
CSSD 630A-800A	HMK-1-1					3360
CSSD 1000A-1600A	HMK-3-1					3590
Extended Terminals	**Pole**	**Reference**	**MRP (₹)**	**Pole**	**Reference**	**MRP (₹)**
125A	3P	ET-325	1200	4P	ET-326	1300
100A-160A	3P	ET-327	2130	4P	ET-328	3040
200A-400A	3P	ET-329	6220	4P	ET-330	7580
Rotary Knob Handles						
CSSD 25A-125A (Moulded-Red/Yellow)	⊠CSSDZX108					830
CSSD 25A-125A (Moulded-Black)	CSSDZX111BL					
Switch Handles						
CSSD 400A-800A (K Type)	CSWH145S12					2340
CSSD 1000A-1600A (Moulded)	CSWH220S12					3000
CSSD 2500A-3150A (Metallic)	CSDA8					3530
CSSD 125A-160A (DM Type)	CSWH80S6					1350
CSSD 200A-400A (DM Type)	⊠CSWH80S8					
Switch Handle Shaft						
CSSD 25A-125A	⊠CSP5X70					940
CSSD 125A-160A (DM)	CAP6X165					610
CSSD 200A-400A (DM)	⊠CSP8X240					
CSSD 630A-1600A	CSP12X255					1060
CSSD 2500A-3150A	CSP12X325					1290

On Load Changeover Switches

- Conforms to IS/IEC 60947-3
- Range: 63A~3150A, 415V, 50Hz
- Version: 4P
- Modular construction
- Positive Isolation
- Door Interlock and Padlock facility ■

In Open Execution [HSN Code: 8536]

	Size	Rating (Amps)	Pole	Reference	MRP (₹)
NM-Series	Frame 1	63	4	CSCS63NM4CO	11400
	Frame 1	100	4	CSCS100NM4CO	15140
	Frame 2	125	4	CSCS125NM4CO	22110
	Frame 2	160	4	CSCS160NM4CO	24310
	Frame 2	200	4	CSCS200NM4CO	29240
	Frame 2	250	4	CSCS250NM4CO	43880
DM-Series	Frame 2	315	4	CSCS315DM4CO	45730
	Frame 2	400	4	CSCS400DM4CO	67000
K-Series	Frame 3	630	4	CSCS630K4CO	78180
	Frame 3	800	4	CSCS800K4CO	111230
P-Series	Frame 4 New	1000	4	CSCS1000SB4CO	201260
	Frame 4	1000	4	⊠CSCS1000P4CO	197600
	Frame 4	1250	4	⊠CSCS1250P4CO	267150
	Frame 4	1600	4	⊠CSCS1600P4CO	338340
	Frame 5	2000	4	⊠CSCS2000P4CO	613360
	Frame 5	2500	4	⊠CSCS2500P4CO	706590
	Frame 5	3150	4	⊠CSCS3150P4CO	973810

In Sheet Steel Enclosure [HSN Code: 8536]

	Size	Rating (Amps)	Pole	Reference	MRP (₹)
NM -Series	Frame 1	63	4	E-CSCS63NM4CO	16020
	Frame 1	100	4	E-CSCS100NM4CO	20170
	Frame 2	125	4	E-CSCS125NM4CO	29410
	Frame 2	160	4	E-CSCS160NM4CO	32020
	Frame 2	200	4	E-CSCS200NM4CO	37040
	Frame 2	250	4	E-CSCS250NM4CO	56020
DM-Series	Frame 2	315	4	E-CSCS315DM4CO	57870
	Frame 2	400	4	E-CSCS400DM4CO	85220
K-Series	Frame 3	630	4	E-CSCS630K4CO	98120
	Frame 3	800	4	E-CSCS800K4CO	146360
P-Series	Frame 4	1000	4	E-CSCS1000SB4CO	259670
	Frame 4	1000	4	⊠E-CSCS1000P4CO	254970
	Frame 4	1250	4	⊠E-CSCS1250P4CO	330830
	Frame 4	1600	4	⊠E-CSCS1600P4CO	430250
	Frame 5	2000	4	⊠E-CSCS2000P4CO	662520
	Frame 5	2500	4	⊠E-CSCS2500P4CO	847760
	Frame 5	3150	4	⊠E-CSCS3150P4CO	1149080

NOTES:

1. 'K' series from 1000A to 3150A in open execution & with enclosure is also available on special request for retrofit orders only. For price, please contact nearest Branch Office. ■ Upto 800A
2. NM Series is of non-modular type.

ACCESSORIES

Auxiliary Contacts for NM Type Changeover

Description	Reference	MRP (₹)
1NO +1NC for 63~100A	CSCONM1AUX10	1160
1NO +1NC for 125~250A	CSCONM2AUX10	

⊠non stockable items.

Bypass Switches

LT Bypass Switch complete with Handle Assembly having Door Interlock and Padlocking arrangement.

In Open Execution **[HSN Code: 8536]**

Size	Rating (Amps)	Pole	Reference	MRP (₹)
Frame 1	63	4	CSBS63DM4	30650
	80	4	CSBS80DM4	37420
	100	4	CSBS100DM4	39040
	125	4	CSBS125DM4	42960
	160	4	CSBS160DM4	50790
Frame 2	200	4	CSBS200DM4	51900
	250	4	CSBS250DM4	79000
	315	4	CSBS315DM4	81990
	400	4	CSBS400DM4	115800
Frame 3	630	4	CSBS630K4	138550
	800	4	⊠CSBS800K4	173780
Frame 4	1000	4	⊠CSBS1000P4	324100
	1250	4	⊠CSBS1250P4	445120
	1600	4	⊠CSBS1600P4	597230

In Sheet Steel Enclosure **[HSN Code: 8536]**

Size	Rating (Amps)	Pole	Reference	MRP (₹)
Frame 1	63	4	⊠E-CSBS63DM4	43640
	80	4	E-CSBS80DM4	46720
	100	4	⊠E-CSBS100DM4	47940
	125	4	⊠E-CSBS125DM4	54620
	160	4	⊠E-CSBS160DM4	58950
Frame 2	200	4	⊠E-CSBS200DM4	66670
	250	4	⊠E-CSBS250DM4	95830
	315	4	E-CSBS315DM4	102520
	400	4	E-CSBS400K4	143460
Frame 3	630	4	E-CSBS630K4	164020
	800	4	⊠E-CSBS800K4	242980
Frame 4	1000	4	⊠E-CSBS1000P4	400220
	1250	4	⊠E-CSBS1250P4	540330
	1600	4	⊠E-CSBS1600P4	727030

NOTES:
'K' series from 1000A to 1600A is also available on request for retrofit only. For price, please contact nearest Branch Office.
Door interlock & Pad locking arrangements are available upto 800A

Bypass Switches

LT Bypass Switch complete with Handle Assembly having Door Interlock and Padlocking arrangement.

Accessories for Changeover -Type DM/K/P

Auxiliary Contacts **[HSN Code: 8538]**

Contacts Configuration	For Switch Type	Qty./Switch	Reference	MRP (₹)
1 NO + 1 NC	CSCS/CSBS 63A-160A Upper CSCF 125A-160A	1	⊠CSCSZX1-U	1440
1 NO + 1 NC	CSCS/CSBS 63A-160A Lower CSCF 125A-160A	1	⊠CSCSZX1-L	1440
2 NO + 2 NC	CSCS/CSBS 63A-160A Upper CSCF 125A-160A	1	⊠CSCSZX3-U	2810
2 NO + 2 NC	CSCS/CSBS 63A-160A Lower CSCF 125A-160A	1	CSCSZX3-L	2810
1 NO + 1 NC	CSCS/CSBS 200A-1600A CSCF 200A-800A	2	CSCSZX2	2870
2NO + 2 NC	CSCS/CSBS 200A-1600A CSCF 200A-800A	2	CSCSZX4	5570

Bypass Switch application

Table of Operation

Handle	Switch-I	Switch-II	Switch-III	Remarks
Position-I	ON	OFF	ON	Regulated Supply to Load
Position-O	OFF	OFF	OFF	No Supply, Load as well as Regulator Isolated form incoming source
Position-II	OFF	ON	OFF	Direct Supply, Regulator By-passed & Isolated

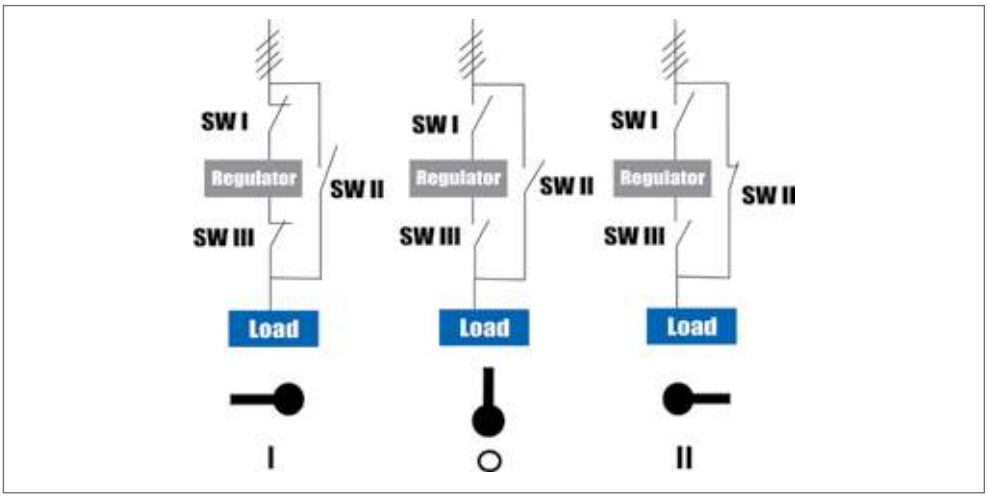

Switch Disconnector Fuse Changeover (Conventional Type / Side-by-Side)

LT Heavy Duty 4 Pole Changeover Switch Disconnector Fuse unit comprising of two Switches, 32A - 800A, 415V, 50Hz mounted on common chasis complete with Mechanical Interlock and Handle Assembly having Door Interlock & Padlocking arrangements.

CSSDF in Open Execution, 4 Pole **[HSN Code: 8536]**

Size	Rating (Amps)	Reference		MRP (₹)
		DIN	BIS	
Frame 1	32	CSSDF32D4CO	CSSDF32B4CO	POR
	63	CSSDF63D4CO	CSSDF63B4CO	
Frame 2	100	CSSDF100D4CO	CSSDF100B4CO	
	125	CSSDF125D4CO	CSSDF125B4CO	
	160	CSSDF160D4CO	CSSDF160B4CO	
Frame 3	200	☒CSSDF200D4CO	CSSDF200B4CO	
	250	☒CSSDF250D4CO	CSSDF250B4CO	
	315	☒CSSDF315D4CO	CSSDF315B4CO	
	400	☒CSSDF400D4CO	CSSDF400B4CO	
Frame 4	630	☒CSSDF630D4CO	CSSDF630B4CO	
	800	-	CSSDF800B4CO	

Load Break Changeover Conventional Type / Side-by-Side)

LT Heavy Duty 4 Pole Changeover Load Break Switch comprising of two Switches 25A - 3150A, 415V, 50Hz mounted on common chassis complete with Mechanical Interlock and Handle Assembly having Door Interlock and Padlocking arrangements.

CSSD in Open Execution, 4 Pole **[HSN Code: 8536]**

Size	Rating (Amps)	Reference	MRP (₹)
Frame 1	25	CSSD25D4CO	POR
	40	CSSD40D4CO	
Frame 2	63	CSSD63D4CO	
Frame 3	125	☒CSSD125DM4CO	
	160	☒CSSD160DM4CO	
Frame 4	200	☒CSSD200DM4CO	
	250	☒CSSD250DM4CO	
	400	☒CSSD400DM4CO	
Frame 5	630	☒CSSD630K4CO	
	800	☒CSSD800K4CO	
Frame 6	1000	☒CSSD1000P4CO	
	1250	☒CSSD1250P4CO	
	1600	☒CSSD1600P4CO	
Frame 7	1800	☒CSSD1800P4CO	
	2500	☒CSSD2500P4CO	
	3150	☒CSSD3150P4CO	

NOTE:

1. Shorting Links/Busbars NOT provides with open execution in conventional type Changeover Switches Enclosure Prices on request.
2. 'K' series from 1000A to 3150A in open execution is also available on special request for retrofit jobs only. For price, please contact nearest Branch Office.

GO TO CONTENTS PAGE

C&S electric

RoHS Compliant

ATS
Automatic / Motorized Transfer Switch

Key Features:

- With inbuilt micro processor based AMF controller
- Protection against under/over voltage, Single phase missing
- External indication terminal output for Source healthy and load ON
- Inbuilt fuse protection to avoid failure of AMF controller
- 3 Position isolation lock for Source I - Off - Source II

Applications:

- Airports & Railways
- IT, Malls and Commercial buildings
- Automobile Industries
- Data Centre and Telecommunications
- Oil and Gas Industries
- Manufacturing Industries
- Healthcare
- Banking & Finance

C&S electric

Automatic Transfer Switch

- Confirms IEC-60947-6-1
- Range 40A~3200A
- Utilization Category AC32B

New

Automatic Transfer Switch **[HSN Code: 8536]**

Size	Rating	Pole	Reference	MRP (₹)
Frame-1	40A	4	CATS1F40A■	86240
	63A	4	CATS1F63A■	88240
Frame-2	100A	4	CATS2F100A■	92390
	125A	4	CATS2F125A■	98500
Frame-3	160A	4	CATS3F160A■	110690
Frame-4	200A	4	CATS4F200A■	140930
	250A	4	CATS4F250A■	150910
Frame-5	315A	4	CATS5F315A■	199940
	400A	4	CATS5F400A■	202340
	630A	4	CATS5F630A■	234470
Frame-6	800A	4	CATS6F800A■	549740
	1000A	4	CATS6F1000A■	571690
	1250A	4	CATS6F1250A■	596890
	1600A	4	CATS6F1600A■	674140
Frame-7	2000A	4	CATS7F2000A■	997730
	2500A	4	CATS7F2500A■	1294340
	3200A	4	CATS7F3200A■	1601740

NOTE: While ordering replace ■ with 'T' (Top Incoming, Bottom Outgoing) 'B' (Bottom Incoming, Top Outgoing)

Ordering Information

CATS	1F	40A	–	–
Series	Frame Size	Current Rating		
	1F-Frame1	40A, 63A, 80A		
	2F-Frame2	100A, 125A		
	3F-Frame3	160A		
	4F-Frame4	200A, 250A		
	5F-Frame5	315A, 400A, 630A		
	6F-Frame6	800A, 1000A, 1250A, 1600A		
	7F-Frame7	2000A, 2500A, 3200A		
				T (Top Incoming, Bottom Outgoing) **B** (Bottom Incoming, Top Outgoing)

Motorised Transfer Switch - Remotely operated **[HSN Code: 8536]**

Size	Rating	Pole	Reference	MRP (₹)
Frame-1	40A	4	CMTS1F40A	51750
	63A	4	CMTS1F63A	52950
Frame-2	100A	4	CMTS2F100A	55430
	125A	4	CMTS2F125A	78790
Frame-3	160A	4	CMTS3F160A	88540
Frame-4	200A	4	CMTS4F200A	112760
	250A	4	CMTS4F250A	120720
Frame-5	315A	4	CMTS5F315A	185150
	400A	4	CMTS5F400A	187370
	630A	4	CMTS5F630A	222750
Frame-6	800A	4	CMTS6F800A	415430
	1000A	4	CMTS6F1000A	416940
	1250A	4	CMTS6F1250A	462510
	1600A	4	CMTS6F1600A	524380
Frame-7	2000A	4	CMTS7F2000A	824070
	2500A	4	CMTS7F2500A	1073750
	3200A	4	CMTS7F3200A	1323480

DC FUSE

Key Features

- Rated Voltage: 1000VDC/1500 VDC
- Breaking Capacity: 50KA/250 kA
- Fusing Characteristics: High Speed Fuse
- Utilization Category: aR / aBat
- Current Limiting Capability

Reference	Rate Current	Rate Voltage	Breaking Capacity	MRP (₹)	Std. Pkg. (Nos)
CSF1000VDC200A	200	1000	50	POR	80
CSF1000VDC250A	250	1000	50		80
CSF1000VDC350A	350	1000	50		32
CSF1000VDC400A	400	1000	50		32
CSF1500VDC350A	350	1500	250		12
CSF1500VDC630A	630	1500	250		10
CSF1500VDC2000A	2000	1500	250		4

HRC Fuse Link, Fuse Base & Fuse Holder

Range: 2A~800A

- Conforms to IS/IEC 60269-Part 2
- Range: DIN type (6~630A), 500V, AC 50Hz, Bolted type (2~800A), 415V, AC 50Hz
- High breaking capacity: 80kA

DIN Type HRC Fuse Link **[HSN Code: 8536]**

IS/IEC Size	In A	Reference	MRP (₹)	Std. Pkg. (Nos)
00	6, 10, 16, 20, 25, 32, 35	CDFL00*	630	3
	40, 50, 63	CDFL00*	630	
	80, 100	CDFL00*	640	
	125, 160	CDFL00*	660	
1	32, 35, 50, 63	CDFL01*	1250	
	80, 100, 125	CDFL01*	1370	
	160	CDFL01*	1370	
	200	CDFL1*	1390	
	250	CDFL1*	1530	
2	100, 125	CDFL02*	1960	
	160, 200	CDFL02*	2000	
	250	CDFL02*	2000	
	315	CDFL2*	2100	
	400	CDFL2*	2200	
3	315, 400	CDFL03*	2810	
	500	CDFL3*	3370	
	630	CDFL3*	3370	

While ordering, replace "*" by current rating.
For ISI version please contact nearest Branch Office.

Fuse Bases for DIN Type Fuse Link (ISI Mark) **[HSN Code: 8536]**

IS/IEC Size	In A	Reference	MRP (₹)	Std. Pkg. (Nos)
00	160	CSDFB00	1050	3
1	250	CSDFB1	1910	
2	400	CSDFB2	2280	
3	630	CDFB3	3890	

Solid Link **[HSN Code: 8536]**

IS/IEC Size	In A	Reference	MRP (₹)	Std. Pkg. (Nos)
00	160	CDSL00	1050	3
1	250	CDSL1	1390	
2	400	⊠CDSL2	1910	
3	630	⊠CDSL3	2350	

Bolted Type HRC Fuse Link

Off Set TAG Type **[HSN Code: 8536]**

IS/IEC Size	Rating (Amps)	Reference	MRP (₹)	Std. Pkg. (Nos)
A1	2, 4, 6, 8, 10, 12 & 16	CNITE* New	150	20
	20, 25, & 32	CNITE* New		
A2	4, 6,10,16, 20, 25 & 32	CTIAE* New	280	20
A3	32, 40, 50 & 63	CTISE* New	330	10
A4	50, 63, 80, 100, 125	CTCP*	680	6
-	125, 160, 200	CTFP*	980	6

New **CNS (Off Set) clip in Type** **[HSN Code: 8536]**

IS/IEC Size	In A	Reference	MRP (₹)	Std. Pkg. (Nos)
F1	2, 4, 6, 8,10,12,16	CNSE*	150	20
F1	20, 25, 32	CNSE*	150	20

⊠non stockable items

Bolted Type HRC Fuse Link

Central TAG (2 hole fixing) Type [HSN Code: 8536]

IS/IEC Size	In A	Reference	MRP (₹)	Std. Pkg. (Nos)
B1	80, 100	CTC*	740	6
B1	125	CTC*	740	
B2	125, 160, 200	CTF*	1070	6
B3	250, 300, 315	CTKF*	1920	1
B4	355, 400	CTMF*	2980	

☒non stockable items.

HRC Fuse Link, Fuse Base & Fuse Holder

Central TAG (4 Hole Fixing) Type [HSN Code: 8536]

IS/IEC Size	In A	Reference	MRP (₹)	Std. Pkg. (Nos)
C1	355, 400	☒CTM*	2980	1
C2	450, 500	☒CTTM*	4910	
C2	630	CTTM*	6340	
C3	670, 710, 750, 800	☒CTLM*	6760	

Cylindrical HRC Fuse Link [HSN Code: 8536]

IS/IEC Size	In A	Reference	MRP (₹)	Std. Pkg. (Nos)
(14*51)	2, 4, 6, 8 & 10	CHFE* New	290	20
(14*51)	16, 20 & 25	CHFE* New	290	
(14*51)	32 & 40	CHFE* New	350	
(14*51)	50	CHFE* New	560	
(14*51)	63	CHFE* New	600	
(10*38)	2, 4, 6, 8,10 & 16	CGF*	130	20
(10*38)	20 & 25	CGF*	140	
(10*38)	32	CGF*	140	

HRC Fuse Holder for Bolted Type Fuse Link [HSN Code: 8536]

IS/IEC Size	In A	Reference	MRP (₹)	Std. Pkg. (Nos)	Reference	MRP (₹)	Std. Pkg. (Nos)
F1	20	CNS20H	400	10	-	-	-
F1	32	CNS32H	440	10	-	-	-
A2	32	CSM32H	760	5	-	-	-
A3	63	CSM63H	950	5	-	-	-
A4	100	-	-	-	CSM100H*	2290	3
A4	100	-	-	-	CSM100B*	2560	3

* H-Both side cable B-Top busbar & bottom cable

Fuse Holder for Cylindrical HRC Fuse Link [HSN Code: 8536]

IS/IEC Size	In A	Reference	MRP (₹)	Std. Pkg. (Nos)
14 x 51	32	CHO32R	450	10
14 x 51	63	CHC63R	550	

Fuse Puller (for DIN type Fuse Link 6~630Amp) [HSN Code: 8536]

Reference	MRP (₹)	Std. Pkg. (Nos)
CDFH003	710	1

LIGHTING TRUNKING

LB Series

Features:

- LB Lighting trunking is used in all kinds of applications:
  - Lighting - Sensors
  - Dimmers - Emergency signalling / alarms
  - Power socket circuits
- Low weight & rigid housing
- High temperature resistance, flame retardant insulation
- Standard design of straight length with Plug in Point & accessories
- Common Plug in Box with detachable phase jaws & Universal bracket
- Quick & easy installation and mounting of luminaires

Lighting Trunking - LB Series

- Conforms -IEC 61439 (1&6)
- Operational voltage -500V
- Range -25A, 40A
- Plug-in unit -6A~16A
- Busbar Configuration - 2P, 4P, 4P+2P, 4P+4P
- Busbar Material - Copper

[HSN Code: 8538]

Type	Description	Reference	UOM	MRP (₹)
Straight length	Straight length 1 meter with 1 PIP 2 Pole, 25A.	LBC252BG5S1P1	NOS	POR
	Straight length 1 meter with 1 PIP 4 Pole, 25A.	LBC254BG5S1P1	NOS	
	Straight length 1 meter with 1+1 PIP 4+2 Pole, 25A.	LBC256BG5S2P1	NOS	
	Straight length 1 meter with 1+1 PIP 4+4 Pole, 25A.	LBC258BG5S2P1	NOS	
	Straight length 1 meter with 1 PIP 2 Pole, 40A.	LBC402BG5S1P1	NOS	
	Straight length 1 meter with 1 PIP 4 Pole, 40A.	LBC404BG5S1P1	NOS	
	Straight length 1 meter with 1+1 PIP 4+2 Pole, 40A.	LBC406BG5S2P1	NOS	
	Straight length 1 meter with 1+1 PIP 4+4 Pole, 40A.	LBC408BG5S2P1	NOS	
	Straight length 3 meter with 3 PIP 2 Pole, 25A.	LBC252BG5S1P3	NOS	
	Straight length 3 meter with 3 PIP 4 Pole, 25A.	LBC254BG5S1P3	NOS	
	Straight length 3 meter with 3+3 PIP 4+2 Pole, 25A.	LBC256BG5S2P3	NOS	
	Straight length 3 meter with 3+3 PIP 4+4 Pole, 25A.	LBC258BG5S2P3	NOS	
	Straight length 3 meter with 3 PIP 2 Pole, 40A.	LBC402BG5S1P3	NOS	
	Straight length 3 meter with 3 PIP 4 Pole, 40A.	LBC404BG5S1P3	NOS	
	Straight length 3 meter with 3+3 PIP 4+2 Pole, 40A.	LBC406BG5S2P3	NOS	
	Straight length 3 meter with 3+3 PIP 4+4 Pole, 40A.	LBC408BG5S2P3	NOS	
Flexible Elbow	Flexible Elbow 1 meter, 2/4 Pole, 25/40A	LBC404BG5FXE1	NOS	POR
	Flexible Elbow 1 meter, 4+2/4+4 Pole, 25/40A	LBC408BG5FXE1	NOS	
	Flexible Elbow 3 meter, 2/4 Pole, 25/40A	LBC404BG5FXE3	NOS	
	Flexible Elbow 3 meter, 4+2/4+4 Pole, 25/40A	LBC408BG5FXE3	NOS	
End Feed Unit	End Feed Unit LHS (Direct), 2/4 Pole, 25/40A.	LBC404BG5EFDL	NOS	POR
	End Feed Unit LHS (Direct), 4+2/4+4 Pole, 25/40A.	LBC408BG5EFDL	NOS	
	End Feed Unit LHS (with MCB Provision), 2/4 Pole, 25/40A.	LBC404BG5EFSL	NOS	
	End Feed Unit LHS (with MCB Provision), 4+2/4+4 Pole, 25/40A.	LBC408BG5EFSL	NOS	
Center Feed unit	Center Feed Unit (Direct), 2/4 Pole, 25/40A.	LBC404BG5CFDS	NOS	POR
	Center Feed Unit (Direct), 4+2/4+4 Pole, 25/40A.	LBC408BG5CFDS	NOS	
	Center Feed Unit (with MCB Provision), 2/4 Pole, 25/40A.	LBC404BG5CFSS	NOS	
	Center Feed Unit (with MCB Provision), 4+2/4+4 Pole, 25/40A.	LBC408BG5CFSS	NOS	
End Cover	End Cover 2/4 Pole, RHS.	LBEC1R	NOS	POR
	End Cover 2/4 Pole, LHS.	LBEC1L	NOS	
	End Cover 4+2/4+4 Pole, RHS.	LBEC2R	NOS	
	End Cover 4+2/4+4 Pole, LHS.	LBEC2L	NOS	
Universal Bracket	Universal Bracket 2/4 Pole.	LBHB1U	NOS	POR
	Universal Bracket 4+2/4+4 Pole .	LBHB2U	NOS	
Plug in Box	Plug in Box (Direct), 2 Pole, 16A	LB12BP5D16	NOS	POR
	Plug in Box (Direct), 4 Pole, 16A	LB14BP5D16	NOS	
	Plug in Box (with fuse), 2 Pole, 6A	LB12BP5F06	NOS	
	Plug in Box (with fuse), 4 Pole, 6A	LB14BP5F06	NOS	
	Plug in Box (with fuse), 2 Pole, 16A	LB12BP5F16	NOS	
	Plug in Box (with fuse), 4 Pole, 16A	LB14BP5F16	NOS	

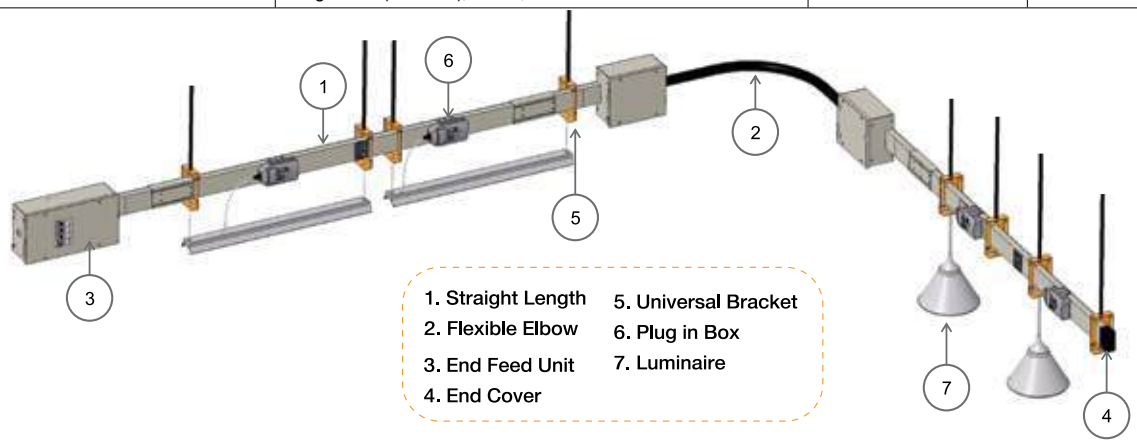

GO TO CONTENTS PAGE

C&S electric

Power Control Components

MPCBs ■ Power Contactors ■ Mini Contactors

Overload Relays ■ Industrial Plugs & Sockets

Control & Signalling Devices ■ Motor Starters

GO TO CONTENTS PAGE

C&S electric

Motor Protection Circuit Breaker

exceeD

TOGGLE TYPE / ROTARY TYPE

- Conforms to IEC 60947-2
- Overload and Short circuit protection - Toggle and Rotary Type
- Short circuit protection - Rotary Type
- Breaking Capacity upto 100kA
- Finger Safe Terminals
- 35mm DIN Rail mounting

For Toggle type MPCB pls contact to nearest Branch Office

exceeD

Motor Protection Circuit Breaker

exceeD Motor Protection Circuit Breaker - Rotary Type **[HSN Code: 8536]**

Frame	Power Rating 3Ph Motors AC3-duty, 415V,50Hz	Rated Operational Current Ie(A)	Breaking Capacity (kA) 415V, 50Hz	Reference (With Short Circuit Protection)	MRP (₹)	Adjustable range (Amp)	Reference (With Overload & Short Circuit Protection)	MRP (₹)
32AF	0.02	0.16	100kA	TCMS-32HIR-0.16	6510	0.1~0.16	TCMS-32HR-0.16	6650
	0.06	0.25		TCMS-32HIR-0.25	6510	0.16~0.25	TCMS-32HR-0.25	6650
	0.09	0.4		TCMS-32HIR-0.4	6510	0.25~0.4	TCMS-32HR-0.4	6650
	0.12	0.63		TCMS-32HIR-0.63	6510	0.4~0.63	TCMS-32HR-0.63	6650
	0.25	1		TCMS-32HIR-1	6510	0.63~1	TCMS-32HR-1	6650
	0.55	1.6		TCMS-32HIR-1.6	7490	1~1.6	TCMS-32HR-1.6	7630
	0.75	2.5		TCMS-32HIR-2.5	7490	1.6~2.5	TCMS-32HR-2.5	7630
	1.5	4		TCMS-32HIR-4	7490	2.5~4	TCMS-32HR-4	7630
	2.2	6.3		TCMS-32HIR-6.3A	7490	4~6.3	TCMS-32HR-6.3	7630
	4	10		TCMS-32HIR-10A	7490	6.3~10	TCMS-32HR-10	7630
	9	16	50kA	TCMS-32HIR-16A	7830	10~16	TCMS-32HR-16	9650
	9	20		TCMS-32HIR-20A	8860	16~20	TCMS-32HR-20	9650
	12.5	25		TCMS-32HIR-25A	8860	20~25	TCMS-32HR-25	10230
	15	32		TCMS-32HIR-32A	12210	25~32	TCMS-32HR-32	18720
63AF	7.5	16		TCMS-63HIR-16	16790	11-16	TCMS-63HR-16	17130
	7.5	20		TCMS-63HIR-20	16790	14-20	TCMS-63HR-20	17130
	11	25		TCMS-63HIR-25	16790	18-25	TCMS-63HR-25	17130
	15	32		TCMS-63HIR-32	29030	22-32	TCMS-63HR-32	29370
	18	40		TCMS-63HIR-40	29030	28-40	TCMS-63HR-40	29370
	18	45		TCMS-63HIR-45	29030	36-45	TCMS-63HR-45	29370
	22	50		TCMS-63HIR-50	30760	40-50	TCMS-63HR-50	31180
	30	63		TCMS-63HIR-63	30760	45-63	TCMS-63HR-63	31180

ACCESSORIES **[HSN Code: 8538]**

Description	Configuration	Reference	MRP (₹)
Front Mounted Auxiliary contacts	1NO+1NC	TFXR11	1290
Left Side Mounted Auxiliary contacts	2NC	TLXR02	1840
Left Side Mounted Auxiliary contacts	1NO+1NC	TLXR11	1840
Left Side Mounted Auxiliary contacts	2NO	TLXR20	1840
Left Side Mtd Trip ind Aux con (1NC/1NO for OL and 1NO/1NC for SC) for 32AF	1NO+1NC	TLAR3211	3200
Left Side Mtd Trip ind Aux con (1NC/1NO for OL and 1NO/1NC for SC) for 63AF	1NO+1NC	TLAR6311	3340
MPCB Enclosure Frame 32AF (Without Accessories)	For TCMS-32HIR / 32HR	EPH32HRBG	4830
MPCB Enclosure Frame 32AF (With Accessories)	For TCMS-32HIR / 32HR	EPH32HAXRBG	5310
Extended RotaryHandle -32AF-IP65	For TCMS-32HIR / 32HR	MEH32HR-GB	2330
Extended Rotary Handle -63AF-IP65	For TCMS-63HIR / 63HR	MEH63HR-GB	2450
Shunt Release 32AF / 63AF (Right Side Mounting)	20 ~ 24V 50/60Hz	TRSR20~24V 50/60Hz	3200
	40 ~ 48V 50/60Hz	TRSR40~48V 50/60Hz	
	100 ~ 127V 50/60Hz	TRSR40~100V 127/60Hz	
	200 ~ 240V 50/60Hz	TRSR40~200V 240/60Hz	
	365 - 440V 50/60Hz	TRSR40~365V 440/60Hz	
Under Voltage Release 32AF/63AF (Right Side Mounting)	24V 50/60Hz	TRUR 50Hz 60Hz 24V	3200
	24V 50Hz / 28V 60Hz	TRUR 50Hz 24V 60Hz 28V	
	95V 50Hz / 110V 60Hz	TRUR 50Hz 95V 60Hz 110V	
	110V 50Hz / 120V 60Hz	TRUR 50Hz 110V 60Hz 120V	
	110-115V 50Hz / 127V 60Hz	TRUR 50Hz 110~115V 60Hz 127V	
	180V 50Hz / 208V 60Hz	TRUR 50Hz 180V 60Hz 208V	
	190V 50Hz / 220V 60 Hz	TRUR 50Hz 190V 60Hz 220V	
	208V 50 Hz / 240V 60 Hz	TRUR 50Hz 208V 60Hz 240V	
	230-240V 50Hz / 277V 60Hz	TRUR 50Hz 230~240V 60Hz 277V	
	325V 50Hz / 380V 60Hz	TRUR 50Hz 325V 60Hz 380V	
	380V 50Hz / 440V 60Hz	TRUR 50Hz 380V 60Hz 440V	
	400-415V 50Hz / 480V 60Hz	TRUR 50Hz 400~415V 60Hz 480V	
	500V 50Hz / 600V 60Hz	TRUR 50Hz 500V 60Hz 600V	

GO TO CONTENTS PAGE

C&S electric

The efficient solution for High Switching in Motor Circuits

robusTa

Contactor 9A~800A

- Safety First
- Compact Modular Design
- Auxiliary Contact In-built
- Low Power Consumption Coils
- Installation Made Easy
- Protective Security Cover

robusTa2 Contactor

Global Certification

Conforming IS/IEC60947-4-1, IEC60947-1, IEC60947-4-1 & IEC60947-5-1

Contactor [HSN Code: 8536]

AC1 Duty (A)	AC3 415V Long life			Auxilary Contacts	Reference	MRP (₹)	MOQ
	kW	HP	A				
25	2.2	3	7	1 NO+1NC	TC1D0711■	3080	1
25	4	5.5	9	1 NO+1NC	TC1D0911■	3400	
25	5.5	7.5	12	1 NO+1NC	TC1D1211■	3560	
32	9	12	18	1 NO+1NC	TC1D1811■	4090	
40	11	15	25	1 NO+1NC	TC1D2511■	5750	
50	15	20	32	1 NO+1NC	TC1D3211■	10730	
50	18.5	25	38	1 NO+1NC	TC1D3811■	15280	

Spare Top Housing for 3P Contactors [HSN Code: 8538]

For Contactor	Reference	MRP (₹)	MOQ
TC1D0711	TA5D0711	2000	1
TC1D0911	TA5D0911	2000	
TC1D1211	TA5D1211	2000	
TC1D1811	TA5D1811	2310	
TC1D2511	TA5D2511	2970	
TC1D3211	TA5D3211	5670	
TC1D3811	TA5D3811	8360	

Coil Surge Suppressor [HSN Code: 8538]

Description	Voltage Ratings	Reference	MRP (₹)	MOQ
Varistor (AC/DC) Clip on mounting	12~55V 50/60Hz	TAD4VE	1190	10
	56~136V 50/60Hz	TAD4VF	1190	
	137~277V 50/60Hz	TAD4VU	1190	
	278~575V 50/60Hz	TAD4VN	1190	

Mechanical Interlocks-Horizontal Mounted

Use of Contactor	Reference	MRP (₹)	MOQ
TC1D07~TC1D38	LA9-D09978	1020	10

Spare AC Coils for Contactor [HSN Code: 8538]

Use for Contactor	Reference	MRP (₹)	MOQ
TC1D07	TX1-D3■	1220	1
TC1D09		1220	
TC1D12		1220	
TC1D18		1220	
TC1D25		1220	
TC1D32		1220	
TC1D38		1220	

robusTa2 Contactor Coils

Contactor TC1-D/TX1D3	24V	48V	110V	220V	240V	415V
50 Hz	B5	E5	F5	M5	U5	N5

NOTE: 60Hz, 50/60Hz Coils also available on requests.

Thermal Overload Relay [HSN Code: 8536]

Relay setting range (A)	Standard power ratings of 3-Phase Motors 50/60Hz, AC3 Category		Reference	Suitable for Contactor Rating (Amps)	MRP (₹)	Independent Mounting Kit
	HP	kW				
23-32	20	15	TR2DM32353	32	4730	TA7D3264 MRP ₹650
30-38	30	22	TR2DM38355	38		

NOTE: robusTa 2 Thermal Overload Relay reference TR2DM32353 ~TR2DM38355 can be mounted directly on robusTa2 Contactor without any additional fixing attachment.

How to order:

1. Select applicable Coil Voltage required for Contactor.
2. Complete the code by replacing the ■ from above.
3. For common accessories please refer Page No. 68 & 69.
4. MOQ- Minimum Order Quantity

Exceed M-range Contactor

Conforming IEC60947-1, IEC60947-4-1 & IEC60947-5-1

- Compact size - Single frame upto 16A
- Application flexibility - AC & DC coil
- Front mounted auxiliary contacts
- Compatible with directly mounted Mini OLR
- IP20 guarded terminals

New

Control Relays - 16 Amps **[HSN Code: 8536]**

Rated Current (Ith)	Contact Configuration	With AC Coil			With DC Coil		
		Reference	MRP (₹)	MOQ	Reference	MRP (₹)	MOQ
16	2NO+2NC	TCA2ME22■	2770	10	TCA3ME22■	3710	10
	3NO+1NC	TCA2ME31■			TCA3ME31■		
	1NO + 3NC	TCA2ME13■			TCA3ME13■		
	4NO	TCA2ME40■			TCA3ME40■		
	4NC	TCA2ME04■			TCA3ME04■		

Power Contactors - 3 Pole **[HSN Code: 8536]**

AC1 Duty A	AC3 415V Long Life			Auxiliary Contacts		With AC Coil			Auxiliary Contacts		With DC Coil		
	kW	HP	A			Reference	MRP (₹)	MOQ			Reference	MRP (₹)	MOQ
18	2.2	3	7	1NO	-	TC1ME0710■	2400	10	1NO	-	TP1ME0710■	3590	10
				-	1NC	TC1ME0701■			-	1NC	TP1ME0701■		
20	4	5.5	9	1NO	-	TC1ME0910■	2610		1NO	-	TP1ME0910■	3740	
				-	1NC	TC1ME0901■			-	1NC	TP1ME0901■		
22	5.5	7.5	12	1NO	-	TC1ME1210■	2770		1NO	-	TP1ME1210■	4110	
				-	1NC	TC1ME1201■			-	1NC	TP1ME1201■		
22	7.5	10	16	1NO	-	TC1ME1610■	3290		1NO	-	TP1ME1610■	4520	
				-	1NC	TC1ME1601■				1NC	TP1ME1601■		

■ Please specify Coil Voltage.

Coil Voltage Codes for Mini Contactors & Control Relays

Contactor	Voltage				
	24	48	110	230	415
AC	B	E	F	P	N
DC	BD	ED	-	-	-

Overload Relays for M-Range Contactors - Direct Mounting **[HSN Code: 8536]**

Relay Range (Amps)	Reference	MRP (₹)	MOQ
0.28 ~ 0.4A	TR2ME0.4A	3040	1
0.4 ~ 0.63A	TR2ME0.63A		
0.56 ~ 0.8A	TR2ME0.8A		
0.8 ~ 1.2A	TR2ME1.2A		
1.2 ~ 1.8A	TR2ME1.8A		
1.8 ~ 2.8A	TR2ME2.8A		
2.8 ~ 4.A	TR2ME4A		
4 ~ 6.3A	TR2ME6.3A		
5.6 ~ 8A	TR2ME8A		
7 ~ 10A	TR2ME10A		
8 ~ 12.5A	TR2ME12.5A	3300	
10 ~ 15A	TR2ME15A		
11 ~ 17A	TR2ME17A		

Exceed M-range Contactor

Conforming IEC60947-1, IEC60947-4-1 & IEC60947-5-1

ACCESSORIES **[HSN Code: 8538]**

Add-On-Block

Contact Configuration		Reference	MRP (₹)	MOQ
Front Mounted	2 NO	TA1FME20	750	10
	1 NO+1 NC	TA1FME11		
	2 NC	TA1FME02		
	4 NO	TA1FME40	1200	
	3 NO+1 NC	TA1FME31		
	2 NO+2 NC	TA1FME22		
	1 NO+3 NC	TA1FME13		
	4 NC	TA1FME04		

Mechanical Interlocks - Front Mounted **[HSN Code: 8538]**

Use For Contactor		Reference	MRP (₹)	MOQ
AC	DC			
TC1ME07	TP1ME07	TA978MIME	1010	1
TC1ME09	TP1ME09			
TC1ME12	TP1ME12			
TC1ME16	TP1ME16			

Coil Suppressor **[HSN Code: 8538]**

Description	Voltage	Reference	MRP (₹)	MOQ
Varistor	12-48V AC/12-60V DC	TA980MESVE	1060	10
	50-127V AC/60-180V DC	TA980MESVG		
	130-275V AC/ 80-300V DC	TA980MESVU		
	277-380V AC/300-510V DC	TA980MESVQ		
	400-510V AC	TA980MESVS		

ExceeD Contactor

Global Certification RoHS Compliant

Conforming IEC60947-1, IEC60947-4-1 & IEC60947-5-1

ExceeD 3 Pole Power Contactor rating 6A~95A **[HSN Code: 8536]**

Size	AC1 Duty A	AC3 415V Long Life			Auxiliary Contacts	With AC Coil		Auxiliary Contacts	With DC Coil		MOQ
		KW	HP	A		Reference	MRP (₹)		Reference	MRP (₹)	
Frame-0	25	2.2	3	6	1NO	TC1D0610E■	2140	-	-	-	1
					1NC	TC1D0601E■	2140	-	-	-	
		4	5.5	9	1NO	TC1D0910E■	2370	1NO	TP1D0910E■	3520	
					1NC	TC1D0901E■	2370	1NC	TP1D0901E■	3520	
		5.5	7.5	12	1NO	TC1D1210E■	2650	1NO	TP1D1210E■	3830	
					1NC	TC1D1201E■	2650	1NC	TP1D1201E■	3830	
Frame-1	32	9	12.5	18	1NO	TC1D1810E■	3070	1NO	TP1D1810E■	4300	
					1NC	TC1D1801E■	3070	1NC	TP1D1801E■	4300	
Frame-2	40	11	15	25	1NO	TC1D2510E■	4320	1NO	TP1D2510E■	6240	
					1NC	TC1D2501E■	4320	1NC	TP1D2501E■	6240	
Frame-3	50	15	20	32	1NO	TC1D3210E■	8230	1NO	TP1D3210E■	11710	
					1NC	TC1D3201E■	8230	1NC	TP1D3201E■	11710	
Frame-4	60	22	30	40	1NO+1NC	TC1D4011E■	12070	1NO+1NC	TP1D4011E■	18770	
	80	25	35	50	1NO+1NC	TC1D5011E■	15710	1NO+1NC	TP1D5011E■	19720	
		37	50	65	1NO+1NC	TC1D6511E■	19000	1NO+1NC	TP1D6511E■	25790	
Frame-5	125	45	60	80	1NO+1NC	TC1D8011E■	24160	1NO+1NC	TP1D8011E■	32810	
		45	60	95	1NO+1NC	TC1D9511E■	39210	1NO+1NC	TP1D9511E■	39160	

ExceeD 4 Pole Power Contactor rating 12A~95A **[HSN Code: 8536]**

AC1 Duty A	Main Pole Configuration		Reference	MRP (₹)	MOQ
25	4NO	--	TC1D12004E ■	2970	5
	2NO	2NC	TC1D12008E ■	3750	
32	4NO	--	TC1D18004E ■	3990	
40	4NO	--	TC1D25004E ■	4800	
	2NO	2NC	TC1D25008E ■	7080	
60	4NO	--	TC1D40004E ■	12930	
	2NO	2NC	TC1D40008E ■	20410	
80	4NO	--	TC1D50004E ■	17520	
	2NO	2NC	TC1D50008E ■	23610	
	4NO	--	TC1D65004E ■	21010	
	2NO	2NC	TC1D65008E ■	24210	
125	4NO	--	TC1D80004E ■	26920	
	2NO	2NC	TC1D80008E ■	33020	
	4NO	--	TC1D95004E ■	37210	
	2NO	2NC	TC1D95008E ■	44590	

Wide band Coil available in 50 Hz only
Note: Stock for accessories are subject to availability

■Non-Standard coil Extra MRP @ ₹300 per contactor

AC Coil Voltage Codes for Contactors 9A~95A & Control Relays

Contactor	Voltage					
TC1-D	24	48	110	220	240	415
50Hz	B5	E5	F5	M5	U5	N5
50/60Hz	B7	E7	F7	M7	U7	N7

DC Coil Voltage Codes for Contactors 9A~95A & Control Relays

Contactor	Voltage				
TP1-D	24	48	72	110	220
Normal Coil	BD	ED	SD	FD	MD
Wide band Coil#	BW	EW	-	FW	-

NOTE:
1. Add Suffix ■ Coil voltage to complete product code
2. 22A, 38A & 45A current ratings also available on request. (MOQ - 50 Nos.)
3. For add-on accessories and spare coil refer Page No. 68 & 69.
4. BIS (§) available on selected ratings.

ExceeD Contactor

Conforming IEC60947-1, IEC60947-4-1 & IEC60947-5-1

Exceed Contactor 3 Pole: Rating 115 A~ 630A **[HSN Code: 8536]**

AC1 Duty A	AC3 415V Long Life			With AC Coil		With DC Coil		MOQ
	kW	HP	A	Reference	MRP (₹)	Reference	MRP (₹)	
200	59	80	115	LC1FDP115AE ■	41620	LC1FDP115AE ■	49930	5
250	80	108	150	LC1FDP150AE ■	59040	LC1FDP150AE ■	70860	
275	100	136	185	LC1FDP185AE ■	70800	LC1FDP185AE ■	84970	
315	110	148	225	LC1FDP225AE ■	77420	LC1FDP225AE ■	92910	
350	140	190	265	LC1FDP265AE ■	92160	LC1FDP265AE ■	110580	
400	180	240	330	LC1FDP330AE ■	112180	LC1FDP330AE ■	134630	
500	220	300	400	LC1FDP400AE ■	143680	LC1FDP400AE ■	172430	
700	280	380	500	LC1FDP500AE ■	203380	LC1FDP500AE ■	244050	
1000	375	500	630	LC1FDP630AE ■	297450	LC1FDP630AE ■	356960	

Exceed Contactors 4 Pole: Rating AC1 200A ~ 1000A **[HSN Code: 8536]**

AC1 Duty A	Main Pole Configuration	With AC Coil		With DC Coil		MOQ
		Reference	MRP (₹)	Reference	MRP (₹)	
200	4 NO	LC1FDP1154AE ■	51220	LC1FDP1154AE■	61470	5
250	4 NO	LC1FDP1504AE ■	65620	LC1FDP1504AE■	80850	
275	4 NO	LC1FDP1854AE ■	100140	LC1FDP1854AE■	123390	
315	4 NO	LC1FDP2254AE ■	98080	LC1FDP2254AE■	120840	
350	4 NO	LC1FDP2654AE ■	106770	LC1FDP2654AE■	131560	
400	4 NO	LC1FDP3304AE ■	126630	LC1FDP3304AE■	151960	
500	4 NO	LC1FDP4004AE ■	177500	LC1FDP4004AE ■	213010	
700	4 NO	LC1FDPM5004AE ■	212980	LC1FDPM5004AE ■	255580	
1000	4 NO	LC1FDP6304AE ■	421210	LC1FDP6304AE ■	505450	

AC Coil Voltage Codes for Contactors 115A~780A

Contactor	Voltage			
	110	220	240	415
LC1FDP115~225 50Hz	F5	M5	U5	N5
LC1FDP265~780 50/60Hz	F7	M7	U7	N7

DC Coil Voltage Codes for Contactors 115A~780A

Contactor	Voltage			
	24#	48	110	220
LC1FDP	BD	ED	FD	MD

Not available for LCFDP630A

robusTa Power Contactors

Conforming IEC60947-1, IEC60947-4-1 & IEC60947-5-1

Global Certification

Control Relays - 10 Amps [HSN Code: 8536]

Rated Current(Ie) AC15 at 240V (Amps)	Contact Configuration	With AC Coil		With DC Coil		
		Reference	MRP (₹)	Reference	MRP (₹)	MOQ
10	2NO + 2NC	TCA2DN22■	3150	TCA3DN22■	4890	10
	3NO + 1NC	TCA2DN31■		TCA3DN31■		
	4NO	TCA2DN40■		TCA3DN40■		

Power Contactors 3 Pole : Rating 9A ~ 95A [HSN Code: 8536]

Size	AC1 Duty A	AC3 415V Long Life			Auxiliary Contacts		With AC Coil		Auxiliary Contacts		With DC Coil		MOQ
		kW	HP	A			Reference	MRP (₹)			Reference	MRP (₹)	
Frame-0	25	4	5.5	9	1NO	-	TC1D0910 ■	2950	1NO	-	TP1D0910 ■	4740	1
					-	1NC	TC1D0901 ■	2950	-	1NC	TP1D0901 ■	4740	
		5.5	7.5	12	1NO	-	TC1D1210 ■	3270	1NO	-	TP1D1210 ■	5180	
					-	1NC	TC1D1201 ■	3270	-	1NC	TP1D1201 ■	5180	
Frame-1	32	9	12.5	18	1NO	-	TC1D1810 ■	4030	1NO	-	TP1D1810 ■	5890	
					-	1NC	TC1D1801 ■	4030	-	1NC	TP1D1801 ■	5890	
		11	15	22	1NO	-	TC1D2210 ■	4690	1NO	-	TP1D2210 ■	7550	
					-	1NC	TC1D2201 ■	4690	-	1NC	TP1D2201 ■	7550	
Frame-2	40	11	15	25	1NO	-	TC1D2510 ■	5380	1NO	-	TP1D2510 ■	8970	
					-	1NC	TC1D2501 ■	5380	-	1NC	TP1D2501 ■	8970	
	50	18.5	25	40	1NO	-	TC1D4010 ■	9720	1NO	-	TP1D4010 ■	15280	
					-	1NC	TC1D4001 ■	9720	-	1NC	TP1D4001 ■	15280	
Frame-3	50	15	20	32	1NO	-	TC1D3210 ■	15060	1NO	-	TP1D3210 ■	19630	
					-	1NC	TC1D3201 ■	15060	-	1NC	TP1D3201 ■	19630	
		18.5	25	38	1NO	-	TC1D3810 ■	15360	1NO	-	TP1D3810 ■	-	
					-	1NC	TC1D3801 ■	15360	-	1NC	TP1D3801 ■	-	
Frame-4	60	22	30	40	1NO	1NC	TC1D4011 ■	16050	1NO	1NC	TP1D4011 ■	21340	
	80	22	30	45	1NO	1NC	TC1D4511 ■	19000	1NO	1NC	TP1D4511 ■	25440	
		25	35	50	1NO	1NC	TC1D5011 ■	19500	1NO	1NC	TP1D5011 ■	26970	
		37	50	65	1NO	1NC	TC1D6511 ■	23410	1NO	1NC	TP1D6511 ■	33900	
Frame-5	100	37	50	70	1NO	1NC	TC1D7011 ■	26810	1NO	1NC	TP1D7011 ■	37970	
	125	45	60	80	1NO	1NC	TC1D8011 ■	32720	1NO	1NC	TP1D8011 ■	45270	
		45	60	95	1NO	1NC	TC1D9511 ■	44210	1NO	1NC	TP1D9511 ■	57890	

AC Coil Voltage Codes for Contactors 9A~95A & Control Relays

Contactor	Voltage					
TCA2-DN/TC1-D	24	48	110	220	240	415
50Hz	B5	E5	F5	M5	U5	N5
50/60Hz	B7	E7	F7	M7	U7	N7

DC Coil Voltage Codes for Contactors 9A~95A & Control Relays

Contactor	Voltage				
TCA3-DN/TP1-D	24	48	72	110	220
Normal Coil	BD	ED	SD	FD	MD
Wide band Coil#	BW	EW	-	FW	-

Wide band Coil available in 50 Hz only
NOTE: Stock for accessories are subject to availability ■Non-Standard coil Extra MRP @ ₹ 300 per contactor
BIS ( ) is available on selective ratings.

robusTa Power Contactors

Global Certification

Conforming IEC60947-1 & IEC60947-4-1

Power Contactors 4 Pole : Rating AC1 25A ~ 125A **[HSN Code: 8536]**

AC1 Duty A	AC1 Duty A	Main Pole Configuration		With AC Coil		With DC Coil		MOQ
				Reference	MRP (₹)	Reference	MRP (₹)	
Frame 1	25	4NO	--	TC1D12004■	3480	TP1D12004■	6820	1
		2NO	2NC	☒TC1D12008■	4260	☒TP1D12008■	8570	
	32	4NO	--	☒TC1D18004■	4240	-	-	
Frame 2	40	4NO	--	TC1D25004■	6530	TP1D25004■	12800	
		2NO	2NC	☒TC1D25008■	8070	☒TP1D25008■	16030	
Frame 3	60	4NO	--	TC1D40004■	16910	TP1D40004■	22290	
		2NO	2NC	☒TC1D40008■	22030	☒TP1D40008■	33210	
	80	4NO	--	TC1D50004■	21120	-	-	
		2NO	2NC	☒TC1D50008■	26680	-	-	
		4NO	--	☒TC1D65004■	24120	TP1D65004■	35600	
		2NO	2NC	TC1D65008■	28090	☒TP1D65008■	45090	
	100	4NO	--	☒TC1D70004■	28390	☒TP1D70004■	42860	
	125	4NO	--	TC1D80004■	35450	TP1D80004■	46740	
		2NO	2NC	☒TC1D80008■	42110	☒TP1D80008■	52270	
		4NO	--	TC1D95004■	48570	TP1D95004■	54250	
		2NO	2NC	☒TC1D95008■	49200	☒TP1D95008■	58850	

Power Contactors 4 Pole 4NC : Rating 9A ~ 25A **[HSN Code: 8536]**

Size	AC1 Duty A	AC3 415 V Long Life			With AC Coil	MRP (₹)	MOQ
		KW	HP	A	Reference		
Frame 1	25	4	5.5	9	TC1D09006 ■	3820	10
		5.5	7.5	12	TC1D12006 ■	7080	
Frame 2	40	11	15	25	TC1D25006 ■	7880	

AC Coil Voltage Codes for Contactors 9A~95A & Control Relays

Contactor	Voltage					
TCA2-DN/TC1-D	**24**	**48**	**110**	**220**	**240**	**415**
50Hz	B5	E5	F5	M5	U5	N5
50/60Hz	B7	E7	F7	M7	U7	N7

DC Coil Voltage Codes for Contactors 9A~95A & Control Relays

Contactor	Voltage				
TCA3-DN/TP1-D	**24**	**48**	**72**	**110**	**220**
Normal Coil	BD	ED	SD	FD	MD
Wide band Coil#	BW	EW	-	FW	-

NOTE: 1. Add Suffix ■ Coil voltage to complete product code
2. 22A, 38A & 45A current ratings also available on request. (MOQ - 50 Nos.)
3. For add-on accessories and spare coil refer Page No. 68 & 69.

Wide band Coil available in 50 Hz only

Note: Stock for accessories are subject to availability

■ Non-Standard coil Extra MRP @ ₹ 300 per contactor

robusTa Power Contactors

Conforming IEC60947-1 & IEC60947-4-1

Power Contactors 3 Pole : 115~160A AC3 **[HSN Code: 8536]**

AC1 Duty A	AC3 415 V Long Life			Auxiliary contacts		With AC Coil		MOQ
	kW	HP	A			Reference	MRP (₹)	
200A	55	73	115	1NO	1NC	TC1D115116■*	47940	1
	55	73	115	1NO	1NC	TC1D11511■*	48380	
	55	73	120	1NO	1NC	TC1D120116■*	49370	
	55	73	120	1NO	1NC	TC1D12011■*	50040	
	75	101	150	1NO	1NC	TC1D150116■*	58120	
	75	101	150	1NO	1NC	TC1D15011■*	59040	
	75	101	160	1NO	1NC	TC1D160116■*	63020	
	75	101	160	1NO	1NC	TC1D16011■*	63620	

Power Contactors 4 Pole: Rating AC1 200A **[HSN Code: 8536]**

AC1 Duty A	Main Pole Configuration		With AC Coil		MOQ
			Reference	MRP (₹)	
200A	4NO	--	TC1D115004■*	POR	1
	4NO	--	TC1D1150046■*		
	4NO	--	TC1D150004■*		
	4NO	--	TC1D1500046■*		

* Busbar connection * Cable connection

AC Coil Voltage

Contactor	Voltage			
	110	24	220	415
50Hz	F5	B5	M5	N5

NOTE: 60Hz Coil is also available on request.

robusTa Power Contactors

Conforming IEC60947-1 & IEC60947-4-1

Global Certification

Power Contactors with Dust Cover 3 Pole [HSN Code: 8536]

AC1 Duty A	AC3 Long Life			With AC Coil		With DC Coil		MOQ
	kW	HP	A	Reference	MRP (₹)	Reference	MRP (₹)	
200	59	80	115	LC1FDP115A ■	49210	LC1FDP115A ■	57880	1
250	80	108	150	LC1FDP150A ■	68290	LC1FDP150A ■	84070	
275	100	136	185	LC1FDP185A ■	78770	LC1FDP185A ■	101260	
275	105	140	200	LC1FDP200A ■	86120	LC1FDP200A ■	102060	
315	110	148	225	LC1FDP225A ■	89400	LC1FDP225A ■	111330	
350	140	190	265	LC1FDP265A ■	111550	LC1FDP265A ■	121480	
400	150	200	300	LC1FDP300A ■	121560	LC1FDP300A ■	143180	
400	180	240	330	LC1FDP330A ■	143380	LC1FDP330A ■	160600	
500	220	300	400	LC1FDP400A ■	162050	LC1FDP400A ■	200430	
600	240	320	460	LC1FDP460A ■	212590	-		
700	280	380	500	LC1FDP500A ■	249730	LC1FDP500A ■	242230	
800	355	430	580	LC1FDP580A ■	255330	-		
1000	375	500	630	LC1FDP630A ■	331380	LC1FDP630A ■	371810	
1600	425	580	780	☒ LC1FDP780A ■	POR	☒ LC1FDP780A ■	POR	
1000	450	610	800	☒ LC1FDP800A ■	POR	☒ LC1FDP800A ■*	POR	

- Power Contactors with dust cover 2 Pole variants available on requests
- Power Contactors with dust cover rating 115~800A are supplied factory assembled complete with No-Volt Coil and auxiliary contact block 2NO+2NC.
- *For DC supply, Bypass rectifier and connect DC supply directly to coil terminals A1-A2

Hoisting Power Contactors with dust cover 3 Pole: Rating 115A ~ 630A [HSN Code: 8536]

AC1 Duty A	AC3 415 V Long Life			With AC Coil		MOQ
	kW	HP	A	Reference	MRP (₹)	
200	59	80	115	LC1FDP115HCA ■	POR	1
250	80	110	150	LC1FDP150HCA ■		
275	100	135	185	LC1FDP185HCA ■		
315	110	150	225	LC1FDP225HCA ■		
350	140	190	265	LC1FDP265HCA ■		
400	150	200	300	LC1FDP300HCA ■		
400	180	220	330	LC1FDP330HCA ■		
500	220	300	400	LC1FDP400HCA ■		
700	280	380	500	LC1FDP500HCA ■		
1000	375	500	630	LC1FDP630HCA ■		

Power Contactors with dust cover 4 Pole : Rating AC1 200A ~ 1600A [HSN Code: 8536]

AC1 Duty A	Main Pole Configuration	With AC Coil		With DC Coil		MOQ
		Reference	MRP (₹)	Reference	MRP (₹)	
200	4 NO	LC1FDP1154■	60860	LC1FDP1154■	81670	1
250	4 NO	LC1FDP1504n	74510	LC1FDP1504■	106460	
275	4 NO	LC1FDP1854■	115150	LC1FDP1854■	146180	
315	4 NO	LC1FDP2254■	114660	LC1FDP2254■	140360	
350	4 NO	☒LC1FDP2654■	127500	☒LC1FDP2654■	159890	
400	4 NO	☒LC1FDP3304■	154610	☒LC1FDP3304■	201010	
500	4 NO	☒LC1FDP4004■	209800	☒LC1FDP4004■	250880	
700	4 NO	☒LC1FDPM5004■	254160	☒LC1FDPM5004■	302390	
1000	4 NO	☒LC1FDP6304■	490380	☒LC1FDP6304■	506400	
1600	4 NO	☒LC1FDP7804■	POR	☒LC1FDP7804■	POR	

AC Coil Voltage Codes for Contactors 115A~780A

Contactor	Voltage			
	110	220	240♦	415
LC1FDP115~225 50Hz	F5	M5	U5	N5
LC1FDP265~780 50/60Hz	F7	M7	U7	N7

DC Coil Voltage Codes for Contactors 115A~780A

Contactor	Voltage			
	24#	48	110	220
LC1FDP	BD	ED	FD	MD

Not available for LCFDP630 & LC1FDP780

Coil Voltage Codes for Contactor 800A

Contactor	Voltage		
	110/127	220/240	380/400
LC1-FDP - AC	FW*	MW*	QW**
LC1-FDP-DC	FW	MW	QW

*With rectifier DRTE4U **With rectifier DRTE4S

♦ Not Available for LC1FDP780

■ Non-Standard coil available on request, Extra MRP@ ₹ 1270 each per Contactor rating 115-780A

Minimum Order Qty. for Hoisting Power Contactors will be 10 Nos.

4 Pole Power Contactors with dust cover rating AC1 200~1600A are supplied factory assembled complete without Coil and auxiliary contact block 2NO+2NC.

Capacitor Duty Contactors 3 Pole, AC

Global Certification

Conforming IEC60947-1 & IEC60947-4-1

Contactors **[HSN Code: 8536]**

Size	kVAR Rating	Auxiliary Contacts	Reference	MRP (₹)	MOQ
Frame 1	2	1NO	TC1D02K10 ■	POR	1
		1NC	TC1D02K01 ■		
	5	1NO	TC1D05K10 ■		
		1NC	TC1D05K01 ■		
	7	1NO+1NC	☒TC1D07K11 ■	5830	
		2NC	TC1D07K02 ■	5830	
	10	1NO+1NC	☒TC1D10K11 ■	5830	
		2NC	TC1D10K02 ■	5830	
	12.5	1NO+1NC	☒TC1D12K11 ■	6270	
		2NC	TC1D12K02 ■	6270	
	16.7	1NO+1NC	☒TC1D16K11 ■	8850	
		2NC	TC1D16K02 ■	8850	
Frame 2	20	1NO+1NC	☒TC1D20K11 ■	10870	
		2NC	TC1D20K02 ■	10870	
	25	1NO+1NC	☒TC1D25K11 ■	11880	
		2NC	TC1D25K02 ■	11880	
Frame 3	33.3	1NO+2NC	☒TC1D33K12 ■	21350	
	40	1NO+2NC	☒TC1D40K12 ■	31320	
	50	1 NO+2NC	☒TC1D50K12 ■	32270	
	60	1NO+2NC	☒TC1D60K12 ■	36970	
	75	1NO+2NC	☒TC1D75K12 ■	48750	
	80	1NO+2NC	☒TC1D80K12 ■	51020	
	100	1NO+2NC	☒TC1D100K12 ■	52290	

AC Coil Voltage robusTa Capacitor Duty Contactors

Contactor	Voltage				
TC1-DK**	**24**	**110**	**220**	**240**	**415**
50Hz	B5	F5	M5	U5	N5
50/60Hz	B7	F7	M7	U7	N7

* Available upto 25kVAR only.

How to order:

I) Select applicable Coil Voltage required for Contactor.
ii) Complete the code by replacing the ■
iii) To order additional Auxiliary Block, Timers and other accessories, please refer Page No. 68 & 69.
iv) Wide band coils are not applicable for capacitor duty contactors.

robusTa Overload Relay

Global Certification | RoHS Compliant

Conforming IEC60947-1, IEC60947-4-1 & IEC60947-5-1

Thermal Overload Relays Direct Mounting Trip class 10 **[HSN Code: 8536]**

Relay Setting Range (Amps)	Standard Power Rating for 3 Ph. Motor at 415V		Reference	Suitable for Contactor Rating (Amps)	MRP (₹)	Independent Mounting Kit	MOQ
	HP	kW					
Direct Mounting							
0.10~0.16	*	*	⊠TR2D09301	9	3120	TA7-D0964 MRP ₹ 580 **[HSN Code: 8538]**	1
0.16~0.25	*	*	⊠TR2D09302		3120		
0.25~0.40	*	*	TR2D09303		3120		
0.40~0.63	*	*	TR2D09304		3120		
0.63~1.00	0.5	0.37	TR2D09305		3120		
1.0~1.60	0.75	0.55	TR2D09306		3120		
1.25~2.00	1	0.75	TR2D093X6		3120		
1.60~2.50	1.5	1.1	TR2D09307		3120		
2.50~4.00	2	1.5	TR2D09308		3120		
4.0~6.00	3	2.2	TR2D09310		3120		
5.50~8.00	5	3.7	TR2D09312		3120		
7.0~10.0	5.5	4	TR2D09314		3120		
9.0~13.0	7.5	5.5	TR2D12316	12	3120		
9.0~14.0	7.5	5.5	TR2D12316X	12	3120		
12.0~18.0	12	9	TR2D18321	18	3770		
14.0~22.0	12	9	TR2D18321X	18	3770		
17.0~25.0	15	11	TR2D25322	25	3770		
23.0~32.0	20	15	TR2D32353	32	5390	TA7-D3264 MRP ₹ 740 **[HSN Code: 8538]**	
28.0~36.0	25	18	TR2D32355		5390		
23.0~32.0	20	15	TR2D40353	40	5850	TA7-D4064 MRP ₹ 2670 **[HSN Code: 8538]**	
30.0~40.0	30	22	TR2D40355		5850		
37.0~50.0	35	25	TR2D65357	50	7560		
48.0~65.0	40	30	TR2D65359	65	9700		
55.0~70.0	50	37	TR2D65361		9700		
63.0~80.0	60	45	TR2D80363	80	10700		
80.0~93.0	65	49	TR2D95365	95	10800		
Independent Mounting							
65~105	75	55	LR1F105	-	19040	-	1
80~125	80	59	LR1F125		19040		
100~160	110	80	LR1F160		19040		
125~200	135	100	LR1F200		19040		
160~250	175	129	LR1F250		19040		
200~315	220	160	⊠LR1F315		24400		
250~400	270	200	⊠LR1F400		24400		
315~500	350	257	⊠LR1F500		24400		
400~630	480	355	⊠LR1F630		24400		
500~800	580	425	⊠LR1F800		69880		
630~1000	680	500	⊠LR1F1000		69880		

Thermal Overload Relays Protective Shroud for LR1-F105~630 **[HSN Code: 8538]**

Relay Type	Reference	MRP (₹)	MOQ
LR1-F105	⊠LA9F702	3780	1
LR1-F125		3780	
LR1-F160		3780	
LR1-F200		3780	
LR1-F250	LA9F703	5010	
LR1-F315		5010	
LR1-F400		5010	
LR1-F500		5010	
LR1-F630	LA9F704	5390	
LR1-F800		5390	

Heavy Duty Overload Relays Independent Mounting Trip class 30 **[HSN Code: 8536]**

Relay Setting Range (Amps)	Reference	MRP (₹)	MOQ
2.5-4.0	TR6F4	24450	1
4.0-6.3	TR6F6.3	24450	
6.3-10	TR6F10	24450	
8.0-12.5	TR6F12.5	24450	
10-16	TR6F16	24450	
16-25	TR6F25	24450	
25-40	⊠TR6F40	24450	
40-63	⊠TR6F63	24450	
63-100	⊠TR6F100	24450	
100-160	⊠TR6F160	24450	
125-200	⊠TR6F200	24450	
160-250	⊠TR6F250	24450	
250-400	⊠TR6F400	24450	

Accessories for robusTa & ExceeD Contactors

Add-On Block for Contactor Rating 9A~800A **[HSN Code: 8538]**

Contact Configuration		Reference	MRP (₹)	MOQ
Front Mounted	1 NO	TA1DN10*	360	10
	1 NC	TA1DN01*		
	2 NO	TA1DN20	740	20
	1 NO+1 NC	TA1DN11		
	2 NC	TA1DN02		
	4 NO	TA1DN40	1200	20
	3 NO+1 NC	TA1DN31		
	2 NO+2 NC	TA1DN22		
	1 NO+3 NC	TA1DN13		
	4 NC	TA1DN04		
Side Mounted	1 NO+1 NC	TA8DN11**	1200	10
	2 NO	TA8DN20**		

* Suitable for Contactor rating 25~95A only. * 25A-40A, 1 Nos can be fitted & for 40-95A, 2 Nos.can be fitted.
** Suitable for Contactor rating 9~95A only & can be used for TC1-D115-160A

Mechanical Interlocks - Horizontal Mounted **[HSN Code: 8538]**

Contact Configuration		Reference	MRP (₹)	MOQ
AC	DC			
TC1D09	TP1D09	LA9-D09978	1040	10
TC1D12	TP1D12			
TC1D18	TP1D18			
TC1D25	TP1D25			
TC1D32	TP1D32			
TC1D40	TP1D40	LA9-D50978	2550	10
TC1D50	TP1D50			
TC1D65	TP1D65			
TC1D70	TP1D70	LA9-D80978	3330	10
TC1D80	TP1D80			
TC1D95	TP1D95			

Coil Surge Suppressor for Contactor 9~95A **[HSN Code: 8538]**

Description	Voltage Ratings	Reference	MRP (₹)	MOQ
Varistor (AC/DC) Clip-on mounting	24~48VAC/DC	TA9AMOV980E	970	10
	110~240V AC/DC	TA9AMOV980U		
	70~150V AC/DC	TA9AMOV980F		
RC Circuit (AC) Clip-on mounting	24~48V AC	TA9RC980E		
	110~240V AC	TA9RC980U		
	380~440V AC	TA9RC980N		

***Coil Surge Suppressor - Contactor 115~630A**

Description	Reference	MRP (₹)	MOQ
Coil Surge Suppressor for LC1FDP115~630A (3P/4P)	LA9F980(BR)*	5030	5

* Common for Exceed & Robusta Contactors. * Only for 220V AC

Pneumatic Timer Block - Front Mounted **[HSN Code: 8538]**

Contact Configuration		Reference		MRP (₹)	MOQ
ON delay	1 NO+1 NC	TA2DT0	0.1...3s	3650	10
ON delay	1 NO+1 NC	TA2DT2	0.1...30s		
ON delay	1 NO+1 NC	TA2DT4	10...180s		
OFF delay	1 NO+1 NC	TA3DR0	0.1...3s		
OFF delay	1 NO+1 NC	TA3DR2	0.1...30s		
OFF delay	1 NO+1 NC	TA3DR4	10...180s		
Star Delta	1 NO+1 NC	TA2DS2	1...30s	4060	

Electrical & Mechanical Interlocks-Horizontal Mounted

Use for Contactor		Reference*	MRP (₹)	MOQ
AC	DC			
TC1D09	TP1D09	ELA9-D09978	1160	10
TC1D12	TP1D12			
TC1D18	TP1D18			
TC1D25	TP1D25			
TC1D32	TP1D32			
TC1D40	TP1D40	ELA9-D50978	2580	
TC1D50	TP1D50			
TC1D65	TP1D65			
TC1D80	TP1D80	ELA9-D80978	3360	
TC1D95	TP1D95			

Spare AC Coils Control Relay & Contactor 9A~95A

Use for Contactor AC	Reference	MRP (₹)	MOQ
TCA2DN	TX1-D2■	1130	20
TC1D09			
TC1D12			
TC1D18			
TC1D25	TX1-D4■	1380	10
TC1D32			
TC1D40	TX1-D6■	3610	
TC1D50			
TC1D63			
TC1D80			
TC1D95			

■ Please specify Coil Voltage

Spare DC Coils Control Relay & Contactor 9A~95A

Use for Contactor DC	Reference		MRP (₹)	MOQ
	Normal	Wideband		
TCA3DN	TX4D2■	TX5D2■	1850	1
TP1D09				
TP1D12				
TP1D18				
TP1D25	TX4D4■	TX5D4■	2040	
TP1D32				
TP1D40	TX4D40■	TX5D40■	4730	
TP1D50				
TP1D65				
TP1D80	TX4D80■	TX5D80■	9900	
TP1D95				

Spare AC Coils for Hoisting Power Contactor

Contactor	110V	220V	240V	415V	MRP (₹)
LC1FDP115HCA	LX9FF110V	LX9FF220V	LX9FF240V	LX9FF415V	7670
LC1FDP150HCA					
LC1FDP185HCA	LX9FG110V	LX9FG220V	LX9FG240V	LX9FG415V	11200
LC1FDP225HCA					
LC1FDP265HCA	LX9FH1102V	LX9FH2202V	LX9FH2402V	-	12230
LC1FDP330HCA					
LC1FDP400HCA	LX9FJ925	LX9FJ931	LX9FJ932	LX9FJ936	24790
LC1FDP500HCA	LX9FK925	LX9FK931	LX9FK932	LX9FK936	41910
LC1FDP630HCA	LX9FL924	LX9FL930	LX9FL931	LX9FL936	42370

Spare AC Coils for Contactors Rating 115~800A

Contactor	110V	220V	240V	415V	MRP (₹)
LC1FDP115A	LX1FF-110V	LX1FF-220V	LX1FF-240V	LX1FF-415V	5800
LC1FDP150A					
LC1FDP185A	LX1FG-110V	LX1FG-220V	LX1FG-240V	LX1FG-415V	10450
LC1FDP200A					
LC1FDP225A					
LC1FDP265A	LX1FH-1102V	LX1FH-2202V	LX1FH-2402V	LX1FH-4152V	12230
LC1FDP300A					
LC1FDP330A					
LC1FDP400A	LX1FJ-110V	LX1FJ-220V	LX1FJ-240V	LX1FJ-415V	16250
LC1FDP500A	LX1FK-110V	LX1FK-220V	LX1FK-240V	LX1FK-415V	38700
LC1FDP630A	LX1FL-110V	LX1FL-220V	LX1FL-240V	LX1FL-415V	39370
LC1FDP780A	LX1FX-110V	LX1FX-220V	LX1FX-240V	LX1FX-415V	94110
LC1FDP800A	LX4F8FWAC	LX4F8MWAC	LX4F8MWAC	LX4F8QWAC*	41290

D Range Contactors & Overload Relays

Global Certification

Conforming IEC60947-1, IEC60947-4-1 & IEC60947-5-1

Control Relays 10 Amps

[HSN Code: 8536]

Contact Configuration	A.C. Reference	MRP (₹)	MOQ
2NO+2NC	CA2DN1229■	2750	1
3NO+1NC	CA2DN1319■		
4NO	CA2DN140■		

■ Please specify Coil Voltage

Power Contactors - 3 Pole, AC

[HSN Code: 8536]

Size	AC1 Duty A	AC3 415V Long Life			Auxiliary Contacts		Reference	MRP (₹)	MOQ
		KW	HP	A					
Frame-1	25	4	5.5	9	1NO	-	LC1D093■	2800	1
					-	1NC	LC1D099■	2800	
	25	5.5	7.5	12	1NO	-	LC1D123■	3140	
					-	1NC	LC1D129■	3140	
Frame-2	32	9	12.5	16	1NO	-	LC1D173■	3670	
					-	1NC	LC1D179■	3670	
	32	11	15	22	1NO	-	LC1D223■	4260	
					-	1NC	LC1D229■	4260	
Frame-3	40	11	15	25	1NO	-	LC1D253■	5610	
					-	1NC	LC1D259■	5610	
Frame-4	50	15	20	32	1NO	-	LC1D323■	9520	
					-	1NC	⊠LC1D329■	9520	
Frame-5	60	22	30	40	1NO	1NC	⊠LC1D403■	13940	
	80	25	35	50	1NO	1NC	⊠LC1D503■	16730	
	80	37	50	63	1NO	1NC	⊠LC1D633■	23580	
Frame-6	125	45	60	80	1NO	1NC	⊠LC1D803■	32190	

Thermal Overload Relays Type LR1-Direct Mounting with trip class-10

Relay Setting Range A	Std. Power Rating for 3 Phase Motor at 415V		Reference#	MRP (₹)	Independent Mounting Kit	MOQ
	HP	KW				
0.10~0.16	*	*	⊠LR1D09301	3260	Reference LA7-D0964 MRP ₹ 530 [HSN Code: 8538]	10
0.16~0.25	*	*	⊠LR1D09302			
0.25~0.40	*	*	LR1D09303			
0.40~0.63	*	*	LR1D09304			
0.63~1.00	0.5	0.37	LR1D09305			
1.00~1.60	0.75	0.55	LR1D09306			
1.60~2.50	1.5	1.10	LR1D09307			
2.50~4.00	2.00	1.50	LR1D09308			
4.00~6.00	3.00	2.20	LR1D09310		Reference LA7-D3264 MRP ₹ 680 [HSN Code: 8538]	
5.50~8.00	5.00	3.70	LR1D09312			
7.00~10.0	5.50	4.00	LR1D09314			
10.0~13.0	7.50	5.50	LR1D12316			
13.0~18.0	12.00	9.00	LR1D16321	3890	Reference LA7-D4054 MRP ₹ 1000 [HSN Code: 8538]	
18.0~25.0	15.00	11.00	LR1D25322			
23.0~32.0	20.00	15.00	LR1D32353	5600		
28.0~40.0	20.00	15.00	LR1D32355			
23.0~32.0	20.00	15.00	LR1D40353	6150		
30.0~40.0	30.00	22.00	LR1D40355			
38.0~50.0	35.00	25.00	LR1D63357	7110		
48.0~57.0	40.00	30.00	LR1D63359	10100		
57.0~66.0	50.00	37.00	LR1D63361	11130		

* There is no standard power rating for these motors. Select the overload relay in relation to the full load current.
# Consisting of 1 NO+1 NC make before break contacts.

AC Coil Voltage Codes for D Range Contactors (Non-Standard)

Contactor	Voltage		
	42	360	380
LC1-D	D	UW	Q

For Non-Standard Coil Voltage, please add ₹ 300/- in the MRP.

[HSN Code: 8536]

Thermal OLR Type LR1-Independent Mounting

Relay Setting Range A	Std. Power Rating for 3 Phase Motor at 415V		Reference	MRP (₹)	MOQ
	HP	KW			
66.0 to 80.0	60	45	LR1-D80363	10070	1

AC Coil Voltage Codes for D Range Contactors (Standard)

Contactor	Voltage					
	24	48	110*	220*	240*	415*
LC1-D	B	E	F	M	U	N

* Coils also available in wide band. * Stock for accessories are subject to availability

Accessories

Global Certification

Add-on-Blocks for D Range Contactors [HSN Code: 8538]

Contactor			Reference	MRP (₹)	MOQ
Additional Instantaneous Aux.Contact Blocks	Front Mounted	2 NO	LA1D20	750	20
		1 NO+1 NC	LA1D11		
		2 NC	LA1D02		
		4 NO	LA1D40	1130	
		3 NO+1 NC	LA1D31		
		2 NO+2 NC	LA1D22		
		1 NO+3 NC	LA1D13		
		4 NC	LA1D04		
Overlapping Aux. Contacts	Front Mounted	2 NO+2 NC	LA1D1111#	1620	10

D Range Mechanical Interlocks Horizontally Mounted [HSN Code: 8538]

Use for Contactor AC	Reference	MRP (₹)	MOQ
LC1D09	LA9D09978	1040	10
LC1D12			
LC1D17			
LC1D22			
LC1D25			
LC1D32			
LC1D40	LA9D50978	2550	
LC1D50			
LC1D63			
LC1D80	LA9D80978	3330	

■ Please specify Coil Voltage by indicating the Coil Voltage required.
** Spare Moulded Base for these Coils has Product code LA7-D40 and unit price is ₹280

Coil Suppressor [HSN Code: 8538]

Description	Reference	MRP (₹)	MOQ
For mounting across coil of contactor upto 80Amp, with C network suitable for <250V AC & <400V AC	LA9-D09980	1130	10

Add-on Starting Switch

NO starting Switch suitable for direct moun ing on Control Relays & Contactors	LA9-D09906	390	10

Mechanical Latching Blocks

Description for Contractors / Control Relays Type	Reference	MRP (₹)	MOQ
CA2-DN1 LC1-D09, LC1-D12 LC1-D17, LC1-D25, LC1-D32	☒LA6-DK01■	4570	10

■ Replace by voltage code

AC Coil Voltage Codes (Standard)

For Mechanical Latching Block	Voltage							
	24	48	72	110	220	240	380	415/440
LA6-DK01	B	E	EN	F	M	U	Q	N

* Stock for accessories are subject to availability

Contactors - 4 Pole & 2 Pole, AC

Global Certification | RoHS Compliant

Conforming IEC60947-1, IEC60947-4-1



Contactors - 2 Pole AC

[HSN Code: 8536]

AC1 Duty	AC3 220V AC	Reference	MRP (₹)	MOQ
	A			
32	20	AC2D202■	2630	2
40	25	AC2D252■	3970	
40	40	AC2D402■	5430	

■Please specify Coil Voltage.

AC Coil Voltage Codes (Standard) for 2 Pole Contactors

Contactor 2P	Voltage		
	220*	220/240*	380 / 415*
AC2-D2/D3/D4	M5W	MU	QN

* Wide band Coils ■Please specify Coil Voltage.

Spare Coil for 2Pole Contactors

[HSN Code: 8538]

Reference	Coil Voltage	MRP (₹)	MOQ
AX1D2 MU	220/240V, 50Hz	740	5
AX1D2 M	220V, 50Hz		
AX1D2 QN	380/415V, 50Hz		
AX1D2 N	415V, 50Hz		

Add-on-Blocks for 2 Pole Contactors

[HSN Code: 8536]

Description	Contact Configuration	Reference	MRP (₹)	MOQ
Front mounted Aux. contact Block	2 NO 1 NO+1 NC 2 NC	LA1-D20A	750	20
		LA1-D11A		
		☒LA1-D02A		

Thermal OLR 2 Pole type LR7D-Direct Mounting

Relay Setting Range (A)	Reference	MRP (₹)	Independent Mounting Kit	MOQ
4.0-6.0	LR7D09210	1380	LA7D0964 MRP ₹480 [HSN Code: 8538]	1
5.5-8.0	LR7D09212			
7.0-10	LR7D09214			
9.0-14	LR7D12216X			
13-18	LR7D16221	1380		
14-22	LR7D16221X			
18-25	LR7D25222			
23-32	LR7D32253	1660		

Contactors - 4 Pole AC

[HSN Code: 8536]

AC3, 415V			Main Poles Configuration	Reference	MRP (₹)	MOQ
kW	HP	A				
7.5	10	20	4NO	TC1DX204■	7660	1
11	15	25	4NO	TC1DX254■	9900	
22	30	40	4NO	TC1DX404■	16090	

■Please specify Coil Voltage.

AC Coil Voltage Codes (Standard) for 4 Pole Contactors

Contactor 4P	Voltage			
	110	220	190~400	250~450
TC1-DX204/254	F	M	Q	N

Spare Coil for 4 Pole Contactors

Reference	Coil Voltage	MRP (₹)	MOQ
TX1D20■	110/220/190~400/250~450	1130	1

Mechanical Interlock for 4 Pole Contactors

LA9D09978	Horizontal Mounted	1040	10

Add-on-Blocks for 4 Pole Contactors

Description	Contact Configuration	Reference	MRP (₹)	MOQ
Front mountedAux. contact Block	1 NO+1 NC	TA1-DN11A	790	2

Note : Also available with 2NC.

Exceed Definite Purpose Contactor

Conforming IEC60947-1, IEC60947-4-1

Single Pole (Without Shunt) **[HSN Code: 8536]**

Full load (inductive) (A)	Locked Rotor Per Pole (A) AC 240V/AC 277V	Resistive Rating (A)	Reference	MRP (₹)
25	150	30	TCDP251E■	1750
20	150	30	TCDP201E■	1580
Single Pole (With Shunt)				
25	150	30	TCDP251SE■	1830
20	150	30	TCDP201SE■	1580
Two Pole				
20	120	30	TCDP202E■	2000
25	150	35	TCDP252E■	2120

Note: Replace XX with coil voltage code

Exceed DP Contactor Coil Single Pole (with & without Shunt)

50Hz		60Hz	
Voltage	**Reference**	**Voltage**	**Reference**
145-180V	H5	24V	B6
220V	M5	120V	G6
240V	U5	208V	L6
24V	B5	220V	M6
277V	W5	240V	U6
380V	Q5	277V	W6
415V	N5	480V	T6
180-215V	M5W	-	-
170-240V	L5W	-	-

Exceed DP Contactor Coil Two Pole

50Hz		60Hz	
Voltage	**Reference**	**Voltage**	**Reference**
145-180V	H5	24V	B6
220V	M5	120V	G6
240V	U5	208V	L6
415V	N5	220V	M6
24V	B5	240V	U6
120V	G5	277V	W6
277V	W5	480V	T6
170-240V	L5W	-	-

Definite Purpose Contactor

Conforming IEC60947-1, IEC60947-4-1

Global Certification

Contactor **[HSN Code: 8536]**

FLA	Resistive AMP Rating	Reference	MRP (₹)	MOQ
Single Pole (Without Shunt)				
25	30	⊠TCDP251■	2200	1
30	40	⊠TCDP301■	2350	
40	50	⊠TCDP401■	2460	
Single Pole (With Shunt)				
25	30	TCDP251S ■	2300	1
30	40	TCDP301S■	2430	
40	50	TCDP401S ■	2630	
Two Pole				
20	30	TCDP202■	2530	1
30	40	TCDP302■	2540	
40	50	⊠TCDP402■	2740	
Three Pole				
20	30	TCDP203■	3000	
30	40	TCDP303■	3080	1
40	50	⊠TCDP403■	3500	

AC Coil Voltage Codes for Definite Purpose Contactors

Voltage	24VAC	110VAC	240VAC
50Hz	B5	G5	U5
60Hz	B6	G6	U6

DT-Series 4 Pole Rating AC1 25A~63A **[HSN Code: 8536]**

AC1 Duty A	Main Pole Configuration	With AC Coil		MOQ
		Reference	MRP (₹)	
25	4 NO	TC1DT254Ne■	POR	1
32	4 NO	⊠TC1DT324Ne■		
32	2 NO+2 NC	TC1DT328Ne■		
40	4 NO	⊠TC1DT404Ne ■		
50	4 NO	TC1DT504Ne■		
45	4 NO	TC1DT45004E■		
45	2 NO+2 NC	TC1DT45008E■		
50	4 NO	TC1DT50004E■		
50	2 NO+2 NC	TC1DT50008E■		
63	4 NO	TC1DT63004E■		
63	2 NO+2 NC	TC1DT63008E■		

AC Coil for 4 Pole Telecom Contactor

Contactor				
TC1-DT Ne**	**220**	**230**	**240**	**415**
50Hz	M5	P5	M	N5

All coils codes applicable for extra wide band coils.

* Stock for accessories are subject to availability

⊠ Non Stockable item
MOQ- Minimum Order Quantity

Industrial Plugs & Sockets

Benefits

- Safety through interchangeability
- High grade thermo plastic material assures:
  - Exceptional high impact resistance
  - High thermal stability
  - High insulated Quality
  - Good resistance to various chemicals
- Colour codes for easy identification of Plug & Sockets
- Locking device prevent unintended withdrawal

Junction Box

- Corrosion Resistive
- Durability & Longevity
- Wide Range
- Light Weight
- Dust Proof - IP66

IEC 60309 Series
IP44 & IP67 Protection

Position of the Earthing Contact

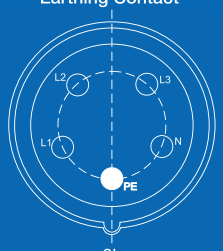

6h

Position of the Earthing Contact

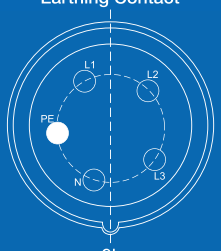

9h

Control & Signalling Devices

Metallic & Polycarbonate Series

Push Buttons & Pilot Lamps

- Ø22.5 mm Push Buttons, Emergency Stop PB, Selector switch Illuminated & Non-illuminated Actuators in Plastic & Metallic variants
- Pilot Lamps in LED
- Push Button Stations 1/2/3/4 ways, IP65 / IP66, NEMA-41/X protection
- High Mechanical and Electrical life
- Aesthetic and Elegant outlook
- Wide Range of colors | voltages available

Globally accepted

US LISTED RoHS Compliant

IEC 60309 Series

[HSN Code: 8536]

IP 44 & IP 67 Versions	Description	Rating (Amp)	Protection Degree	3 PIN, 2P+E 240V AC			4 PIN, 3P+E 415V AC			5 PIN, 3P+N+E 415V AC		
				Code	MRP (₹)	Reference h	Code	MRP (₹)	Reference h	Code	MRP (₹)	Reference h
	Panel Mounting Socket - Splash Proof	16	IP44	CS62205*	1000	6	-	-	-	CS62210*	1670	6
		32		CS62216*	1710	6	-	-	-	CS62221*	1910	6
	Panel Mounting Socket -Water Tight	16	IP67	CS62227	2150	6	-	-	-	CS62232	2290	6
		32		CS62238	2310	6	-	-	-	CS62243	3040	6
		63		☒CS63249	8510	6	-	-	-	CS63254	7830	6
		125		-	-		-	-	-	CS62262	29290	6
	Surface Mounting Socket - Splash Proof	16	IP44	CS62404	1650	6	-	-	-	CS62409	1820	6
		32		CS62415	2050	6	-	-	-	CS62420	2350	6
	Surface Mounting Socket - Water Tight	16	IP67	CS62426	2790	6	-	-	-	☒CS62431	4000	6
		32		☒CS62437	3490	6	☒CS62283	3910	3	CS62442	4580	6
		63		☒CS63448	10750	6	-	-	-	CS63453	11010	6
		125		-	-		-	-	-	☒CS63463	41390	6
	Plugs - Splash Proof	16	IP44	CS60004*	870	6	-	-	-	CS60009*	1210	6
		32		CS60015*	1380	6	-	-	-	CS60020*	1830	6
	Plugs - Water Tight	16	IP67	CS60026	1850	6	-	-	-	CS60031	2430	6
		32		CS60037	2870	6	CS60145	2930	3	CS60042	2980	6
		63		☒CS61048	8100	6	-	-	-	CS61053	8370	6
		125		-	-		-	-	-	CS60061	24870	6
	Surface Mounting Interlocked Switched Socket Outlet - Horizontal	16	IP44	CS66004(H)	13130	6	-	-	-	☒CS66109(H)	16730	6
		32		☒CS66015(H)	15610	6	-	-	-	☒CS66020(H)	18710	6
	Surface Mounting Interlocked Switched Socket Outlet - Vertical	16	IP67	CS66200	14390	6	-	-	-	☒CS66202	20360	6
		32		☒CS66201	20090	6	-	-	-	☒CS66203	24300	6
	Connector - Splash Proof	16	IP44	CS62004*	1240	6	-	-	-	☒CS66215*	1440	-
		32		CS62015*	1600	6	-	-	-	CS66225*	2040	-
	Connector Water Tight	32	IP67	-	-	-	CS62128	3910	3	-	-	-

Note: Plugs & Sockets 3 PIN, 2P+E 240V AC are in Blue color, 5 PIN, 3P+N+E 415V AC are in Red color

		Reference	Pole	Rating	Socket Reference	MRP
	Plastic Junction Box IP66 , 230V with provision for housing MCB	CSE163PIP66	3P	16A	CS36001	POR
		CSE164PIP66	4P		CS36002	
		CSE165PIP66	5P		CS36006	
		CSE323PIP66	3P	32A	CS36005	
		CSE324PIP66	4P		CS62283	
		CSE325PIP66	5P		CS62243	

Note: Junction box comes equipped with socket however for MCB it has provision only and has to be ordered separately.

[HSN Code: 8536]

AC Distribution Box with Socket	Description	Rating (Amp)	Protection Degree	Code	MRP (₹)	Reference h
	AC Distribution Box (Includes Socket & Plug)	16A 3P 240V	IP40	CS60045*	3100	6
		32A 3P 240V		CS60046*	3840	6
		32A 5P 415V		CS60047*	5760	6
		63A 5P 415V		CS60048*	14990	6

* Stock for accessories are subject to availability

Push Buttons: 22.5mm
Without Contact Elements

Global Certification

Push Button Actuators with Carrier-Non-Illuminated [HSN Code: 8536]

Description	Reference	MRP (₹)	Std. Pkg. (Nos.)	Product Picture
Push Spring Return Push Button	⊠RCP2BA2●	200	20	
	RCP2BA3●			
	RCP2BA4●			
	RCP2BA5●			
	⊠RCP2BA6●			
Flush Spring Return Push Button with contact	⊠RCP2BA33●	440	10	
	RCP2BA35●			
Projecting Push Button	RCP2BL1○	200	10	
	RCP2BL2●			
	RCP2BL3●			
	RCP2BL4●			
	RCP2BL5●			
	RCP2BL6●			
Mushroom Head Push Button, Spring Return	RCP2BC2●	270	8	
	RCP2BC3●			
	⊠RCP2BC4●			
	RCP2BC5●			
	RCP2BC6●			
Mushroom Head Push Button, Spring Return with contact	RCP2BC21 ●	400	10	
	RCP2BC31●			
	⊠RCP2BC42●			
	RCP2BC51●			
	RCP2BC61●			
Mushroom Head ⌀40mm Push Button Stay Put turn to release	RCP2BS54●	370	8	
Mushroom Head ⌀40mm Push to Stay Pull to release	RCP2BT4●			
Mushroom Head ⌀60mm Push Button Stay Put turn to release	RCP2BS64●	550	5	
Mushroom Head Push Button, Push to Stay & Key to release	RCP2BS14●	680	8	
Push Button Stay Put ⌀30mm (Press to Lock turn to release	RCP2BS44●	350	10	

Push Button Actuators with Carrier & Contact Element-Non-Illuminated

Flush Spring Return Push Button with 1NO Block	⊠RCP2BA11○	280	10	+
	⊠RCP2BA21●			
	RCP2BA31●			
	RCP2BA51 ●			
	RCP2BA61 ●			
	RCP2BA41 ●			
Push Button with 1NC Block	RCP2BA42 ●			
Projecting Head Push Button with 1NO Block	RCP2BL11○	280	10	
	RCP2BL21●			
	⊠RCP2BL31●			
	RCP2BL51●			
	RCP2BL61●			
Projecting PB with 1NC Block	⊠RCP2BL42●			

LED Type Push Button Actuators - Illuminated Flush

Flush Illuminated with Integral Circuit LED 48V, 24V & 12V (AC/DC) also available in 110V AC, 110V DC, 240V AC, 220DC	RCP2BWL317▲○	550	10	
	RCP2BWL337▲●			
	⊠RCP2BWL347▲●			
	⊠RCP2BWL357▲●			
	⊠RCP2BWL377▲○			
	RCP2BWL387▲●			
	RCP2BWL367▲●	950		

Push Button Actuator-Illuminated Projecting without Series Resistor

LED Type Push Button Actuators - Illuminated Projecting Type of voltage AC/DC to be specified

Projecting Illuminated Actuator, with integral LED, suitable for operating 48V, 24V & 12V (AC/DC) also available in 110V AC, 110V DC, 240V AC, 220DC	RCP2BWL117▲○	550	10	
	⊠RCP2BWL137▲●			
	⊠RCP2BWL147▲●			
	RCP2BWL157▲●			
	RCP2BWL177▲○			
	RCP2BWL187▲●			
	RCP2BWL167▲●	960		

Colour Code for Actuator / Lens

Colour Code	1	2	3	4	5	6	7	8
Colour of Actuator	White ○	Black ●	Green ●	Red ●	Yellow ●	Blue ●	-	-
Colour of Lens	White ○	-	Green ●	Red ●	Amber ●	Blue ●	Clear ○	Yellow ●

Push Buttons: 22.5mm
Without Contact Elements

Global Certification

Selector Switch Actuators with Carrier [HSN Code: 8536]

Description	Reference	MRP (₹)	Std. Pkg. (Nos.)	Product Picture
2-Position Selector Switch (stay put)	RCP2BD2	530	10	
3-Position Selector Switch,centre 'OFF' (stay put)	RCP2BD3			
2-Position Selector Switch with extra long knob (stay put)	⊠RCP2BJ2	530	10	
3-Position Selector Switch, with extra long knob centre 'OFF' (stay put)	RCP2BJ3			
3-Position Selector Switch (Spring Return)	RCP2BDR3	570	10	
3-Position Selector Switch extra long knob (Spring Return)	⊠RCP2BJR3	570	10	

Selector Switch Actuators with Carrier & Contact Element

2-Position Selector Switch (stay put) with 1NO Block	⊠RCP2BD21	570	10	
2-Position Selector Switch, centre 'OFF' (stay put) with NO+NC Block	RCP2BD25	740		
3-Position Selector Switch, centre 'OFF' (stay put) with NO+NC Block	RCP2BD35			

Key Actuators with Carrier

2-Position Key Switch, Key removable in unactuated position	⊠RCP2BG2	760	10	
2-Position Key Switch, Key removable in both position	⊠RCP2BG4			
2-Position Key Switch, Key removable in 'Right Hand' position	RCP2BG02			
3-Position Key Switch, Key removable in centre 'OFF' position	⊠RCP2BG3	770	10	
3-Position Key Switch, Key removable in all position	RCP2BG0			
3-Position Key Switch, Key removable in 'Left Hand & Right Hand'position	RCP2BG5			
3-Position Key Switch, Key removable in 'Left Hand' position	⊠RCP2BG9			
3-Position Key Switch, Key removable in 'Right Hand' position	RCP2BG7			

Push Buttons Extended Range [HSN Code: 8536]

Description	Reference	MRP (₹)	Std. Pkg. (Nos.)	Product Picture
Intermittent Sounding Flashing Buzzer 15 ~ 20 mA, sound level 80 dB.24V, 48V, 110V AC/DC 240V AC (* Add Voltage code)	⊠RB2KS*●	580	15	

LED Type Pilot Lamp Type of voltage AC / DC to be specified

Pilot Light with integral circuit LED 48V, 24V & 12V (AC/DC) also available in 110V AC, 110V DC, 240V AC, 220DC	⊠RCP2BVL73▲●	580	10	
	⊠RCP2BVL74▲●			
	⊠RCP2BVL75▲●			
	RCP2BVL77▲○			
	RCP2BVL71▲○			
	⊠RCP2BVL78▲●			
	⊠RCP2BVL76▲●	880		

How to Order:
Actuators, Contact Elements, Lens Assemblies can also be ordered separately or in combination, as required.

▲Add Voltage Code

⊠ Non Stockable item

NOTE: For contact elements NO/NC please refer page no. 77.

Push Buttons Extended Range

Reset Extended Actuator Push-button - Round Type	⊠RCB2AL8R	190	24	
Reset Extended Actuator Pushbutton - Hex Type	⊠RCB2AL8H	190	30	
Plastic Adopter for 30 mm hole to 22.5 mm.	⊠RP2BZ41M	70	20	
Metal Adopter for 30 mm hole to 22.5 mm	⊠RB2BZ41M			
Recess (Guarded) Push button - Plastic	RP2BA16 ○	70	20	
	RP2BA26 ●			
	⊠RP2BA36 ●			
	⊠RP2BA46 ●			
	RP2BA56 ●			
	RP2BA66 ●			

Push Buttons: 22.5mm

Metallic Range (Without Contact Elements)

Global Certification

Push Button Actuators with Carrier-Non-Illuminated **[HSN Code: 8536]**

Description	Reference	MRP (₹)	Std. Pkg. (Nos.)	Product Picture
Flush Spring Return Push Button	RCB2BA1 ○	220	20	
	RCB2BA2 ●			
	RCB2BA3 ●			
	RCB2BA4 ●			
	RCB2BA5 ●			
	RCB2BA6 ●			
Projecting Push Button	RCB2BL1 ○	220	10	
	RCB2BL2 ●			
	RCB2BL3 ●			
	RCB2BL4 ●			
	RCB2BL5 ●			
	RCB2BL6 ●			
Booted Push Button	RCB2BP2 ●	310	20	
	RCB2BP3 ●			
	RCB2BP4 ●			
	RCB2BP5 ●			
	RCB2BP6 ●			
Mushroom Head Push Button, Spring Return	RCB2BC2 ●	310	8	
	RCB2BC3 ●			
	RCB2BC4 ●			
	RCB2BC5 ●			
	RCB2BC6 ●			
Mushroom Head Push Button Stay Put (press to lock, turn to release)	RCB2BS54●	410	8	
	RCB2BS64●	550	5	
Mushroom Head Push Button, Push to Stay & Pull to release	RCB2BT4●	490	8	
Mushroom Head Push Button, premarked Pull to Reset	RCB2BT43●			
Mushroom Head Key Switch, StayPut, Key removable in both positions (press to lock and key to release)	RCB2BS14●	850	8	
Push Button Stay Put (press to lock, turn to release)	RCB2BS44●	400	10	

Push Button Actuators with Carrier & Contact Element-Non-Illuminated

Flush Spring Return Push Button with 1NO Block	☒RCB2BA11○	360	10	+
	RCB2BA21●			
	RCB2BA31●			
	RCB2BA51●			
	RCB2BA61●			
	RCB2BA41●			
Push Button with 1NC Block	RCB2BA42●			
Push Button with 2NO Block	RCB2BA33●	520	10	
Projecting Head Push Button with 1NO Block	RCB2BL11○	360		
	RCB2BL21●			
	☒RCB2BL31●			
	RCB2BL51●			
	RCB2BL61●			
Projecting PB with 1NC Block	☒RCB2BL42●			
Mushroom Head Push Button Stay Put (press to lock, turn to release) with 1NC Block	RCB2BS542●	580	8	
	RCB2BS642●	680	4	

LED Type Push Button Actuators - Illuminated Flush **[HSN Code: 8536]**

Flush Illuminated Actuator, with integral circuit LED 48V, 24V & 12V (AC/DC) also available in 110V AC, 110V DC, 240V AC, 220DC	RCB2BWL337▲●	600	10	
	☒RCB2BWL347▲●			
	☒RCB2BWL357▲●			
	☒RCB2BWL317▲○			
	RCB2BWL377▲●			
	☒RCB2BWL387▲●			
	☒RCB2BWL367▲●	1000		

Push Button Actuators - Illuminated Projecting with Series Resistor

Illuminated Actuator, Projecting (with BA9S Filament Bulb,130V) 220VAC/DC	RCB2BW117▲○	410	10	
	RCB2BW137▲●			
	RCB2BW147▲●			
	RCB2BW157▲●			
	RCB2BW167▲●			
	RCB2BW177▲○			

LED Type Push Button Actuators - Illuminated Projecting Type of voltage AC/DC to be specified

Projecting Illuminated Actuator, with integral circuit LED 48V, 24V & 12V (AC/DC) also available in 110V AC, 110V DC, 240V AC, 220DC	☒RCB2BWL137▲●	600	10	
	☒RCB2BWL147▲●			
	☒RCB2BWL157▲●			
Projecting Illuminated Actuator, with integral circuit LED 48V, 24V & 12V (AC/DC) also available in 110V AC, 110V DC, 240V AC, 220DC	RCB2BWL167▲●	1160		

* Stock for accessories are subject to availability ☒ Non Stockable item

Push Buttons: 22.5mm

Metallic Range (Without Contact Elements)

Global Certification

Description	Reference	MRP (₹)	Std. Pkg. (Nos.)	Product Picture
Push Button Actuators with Carrier - Non-Illuminated				**[HSN Code: 8536]**
Double Push Button, Flush Green & Red Knob marked I&O respectively	RCB2BA87	360	10	
Selector Switch Actuators with Carrier				
2-Position Selector Switch (stay put)	RCB2BD2 RCB2BD27*	590	10	
3-Position Selector Switch, centre 'OFF' (stay put)	RCB2BD3 RCB2BD37*			
2-Position Selector Switch with extra long knob (stay put)	RCB2BJ2 ☒RCB2BJ27*	600		
3-Position Selector Switch, with extra long knob centre 'OFF' (stay put)	RCB2BJ3 ☒RCB2BJ37*			
2-Position Selector Switch (Spring Return)	RCB2BDR2 ☒RCB2BDR27*	670		
3-Position Selector Switch (Spring Return)	RCB2BDR3 RCB2BDR37*			
2-Position Selector Switch extra long knob (Spring Return)	☒RCB2BJR2 RCB2BJR27*	670		
3-Position Selector Switch extra long knob (Spring Return)	☒RCB2BJR3 RCB2BJR37*			
Selector Switch Actuators with Carrier & Contact Element				**[HSN Code: 8536]**
2-Position Selector Switch (stay put) with 1NO Block	RCB2BD21 ☒RCB2BD271*	710	10	+
2-Position Selector Switch, centre 'OFF' (stay put) with NO+NC Block	RCB2BD25 ☒RCB2BD275*	860		
3-Position Selector Switch, centre 'OFF' (stay put) with NO+NC Block	RCB2BD35 ☒RCB2BD375*			

*with Black Bezel

Description	Reference	MRP (₹)	Std. Pkg. (Nos.)	Product Picture
Selector Switch Actuators-Illuminated with Series Resistor				**[HSN Code: 8536]**
2-Position Illuminated Selector Switch (with BA9S Filament Bulb 130V) suitable for operation at 220V AC/DC	☒RCB2BK1237▲●	940	10	
	☒RCB2BK1247▲●			
	☒RCB2BK1257▲●			
3-Position Illuminated Selector Switch (with BA9S Filament Bulb 130V) suitable for operation at 220V AC/DC	☒RCB2BK1337▲●			
	☒RCB2BK1347▲●			
	☒RCB2BK1357▲●			
Selector Switch Actuators-Illuminated with integral circuit LED available on request				
Selector Switch Actuators - Illuminated without series resistor				
2-Position Illuminated Selector Switch (with LED Bulb) 48V, 24V & 12V (AC/DC) also available in 110V AC, 110V DC, 240V AC, 220DC	☒RCB2BKL1237▲●	940	10	
	☒RCB2BKL1247▲●			
	☒RCB2BKL1257▲●			
3-Position Illuminated Selector Switch (with LED Bulb) 48V, 24V & 12V (AC/DC) also available in 110V AC, 110V DC, 240V AC, 220DC	☒RCB2BKL1337▲●	940		
	☒RCB2BKL1347▲●			
	☒RCB2BKL1357▲●			

* Stock for accessories are subject to availability. ☒ Non Stockable item

Description	Reference	MRP (₹)	Std. Pkg. (Nos.)	Product Picture
Key Actuators with Carrier				**[HSN Code: 8536]**
2-Position Key Switch, Key removable in unactuated position	RCB2BG2 RCB2BG27*	850	10	
2-Position Key Switch, Key removable in both position	RCB2BG4 RCB2BG47*			
2-Position Key Switch, Key removable in 'Right Hand' position	☒RCB2BG02 ☒RCB2BG027*			
3-Position Key Switch, Key removable in centre 'OFF' position	RCB2BG3 RCB2BG37*	870		
3-Position Key Switch, Key removable in all position	☒RCB2BG0 RCB2BG07*			
3-Position Key Switch, Key removable in 'Left Hand & Right Hand ' position	☒RCB2BG5 RCB2BG57*			
3-Position Key Switch, Key removable in 'Left Hand' position	RCB2BG9 RCB2BG97*			
3-Position Key Switch, Key removable in 'Right Hand' position	☒RCB2BG09 RCB2BG097*			
3-Position (Spring Return) Key Switch, Key removable in 'Center' position	☒RCB2BG7 RCB2BG77*			
Key Actuators with Carrier & Contact element				
2-Position Key Switch with 1NO Block,Key removable in unactuated position	☒RCB2BG21 RCB2BG271*	930	10	+
2-Position Key Switch with 1NO Block, Key removable in both position	☒RCB2BG41 RCB2BG471*			
3-Position Key Switchwith 1NO+1NC Block key removable in centre 'OFF' position	☒RCB2BG31 RCB2BG371*	1100		
3-Position Key Switch with 1NO+1NC Block key removable in all position	RCB2BG04 RCB2BG074*			

* with Black Bezel

Contact Elements - NO/NC (Non UL)*				[HSN Code: 8536]
Contact Element 1 NO	RE2BE101	150	50	
Contact Element 1 NC	RE2BE102			
Contact Elements - NO/NC (UL)*				
Contact Element 1 NO	RB2-BE-101	180	50	
Contact Element 1 NC	RB2-BE-102			

*Apllicable for Both Metallic and Plastic range

How to Order:
Actuators, Contact Elements, Lens Assemblies can also be ordered separately or in combination, as required.

▲Add Voltage Code

Pilot Lamps: 22.5mm

Metallic Range

Global Certification

Description	Reference	MRP (₹)	Std. Pkg. (Nos)	Product Picture
LED Type Pilot Lamp-Type of voltage AC/DC				**[HSN Code: 8536]**
Pilot Light with integral circuit LED 48V, 24V & 12V (AC/DC) also available in 110V AC, 110V DC, 240V AC, 220DC	⊠RCB2BVL71▲○	550	10	
	⊠RCB2BVL73▲●	550		
	⊠RCB2BVL74▲●			
	⊠RCB2BVL75▲●			
	RCBBVL77▲○			
	⊠RCB2BVL78▲●			
	⊠RCB2BVL76▲●	1100		
Economical Barrel LED Series - Type of voltage AC/DC				
Suitable for operating at 12V DC, 240V AC, 415V AC AC/DC-24V, 110V, 220V	RCN7IVL71 ▲○	570	15	
	⊠RCN7IVL76▲●			
	RCN7IVL73▲●	310		
	RCN7IVL74▲●			
	⊠RCN7IVL75▲●			
	⊠RCN7IVL77▲○			
	⊠RCN7IVL78▲●			

Colour Code for Actuator / Lens

Colour Code	1	2	3	4	5	6	7	8
Colour of Actuator	White ○	Black ●	Green ●	Red ●	Yellow ●	Blue ●	-	-
Colour of Lens	White ○	-	Green ●	Red ●	Amber ●	Blue ●	Clear ○	Yellow ●

▲Add Voltage Code

Colour Code for Actuator / Lens

Colour Code	1	2	3	4	5	6	7	8
Colour of Actuator	White ○	Black ●	Green ●	Red ●	Yellow ●	Blue ●	-	-
Colour of Lens	White ○	-	Green ●	Red ●	Amber ●	Blue ●	Clear ○	Yellow ●

▲Add Voltage Code

* Stock for accessories are subject to availability.

Description	Reference	MRP (₹)	Std. Pkg. (Nos.)	Product Picture
Push Button Powder Coated Actuators with Carrier				**[HSN Code: 8536]**
Flush Spring Return Push Button powder coated	RCB2BA17 ○	220	20	
	RCB2BA27 ●			
	RCB2BA37 ●			
	RCB2BA47 ●			
	RCB2BA57 ●			
	RCB2BA67 ●			
Projecting Push Button	RCB2BL17 ○	240	10	
	RCB2BL27 ●			
	RCB2BL37 ●			
	RCB2BL47 ●			
	RCB2BL57 ●			
	RCB2BL67 ●			
Integrated LED Pilot Lamp - Type of voltage AC/DC				
Integral LED pilot Lamp suitable for operating at common voltage (AC/DC) 110V, 48V, 24V & 12V Also available at operational voltage 240V AC, 220V DC, 110V AC, 110V DC	⊠RCB7IVL71▲○	630	15	
	⊠RCB7IVL76▲●			
	⊠RCB7IVL73▲●	360		
	⊠RCB7IVL74▲●			
	⊠RCB7IVL75▲●			
	⊠RCB7IVL77▲○			
	⊠RCB7IVL78▲●			
Wide range: 12V~240V (AC/DC)	RCB7IVL71▲○	1090		
	RCB7IVL76▲●			
	RCB7IVL73▲●	800		
	RCB7IVL74▲●			
	RCB7IVL75▲●			
	⊠RCB7IVL77▲○			
	RCB7IVL78▲●			

Accessories

Metallic Range (For Push Buttons & Pilot Lamps : 22.5mm)

Global Certification

Operating Heads Without Contact Block and Carrier [HSN Code: 8536]

Description	Reference	MRP (₹)	Std. Pkg. (Nos)	Product Picture
Pilot Lamp Head	RB2BV01 ○	220	20	
	RB2BV03 ●			
	RB2BV04 ●			
	RB2BV05 ●			
	RB2BV06 ●			
	RB2BV07 ○			
	RB2BV08 ●			
Flush Push Button	RB2BA1 ○	190	20	
	RB2BA2 ●			
	RB2BA3 ●			
	RB2BA4 ●			
	RB2BA5 ●			
	RB2BA6 ●			
Projecting Push Button	RB2BL1 ○	220	20	
	RB2BL2 ●			
	RB2BL3 ●			
	RB2BL4 ●			
	RB2BL5 ●			
	RB2BL6 ●			
Mushroom Spring Return	RB2BC2 ●	280	8	
	RB2BC3 ●			
	RB2BC4 ●			
	RB2BC5 ●			
	RB2BC6 ●			
Mushroom Stay Put ϕ30mm	RB2BS44 ●	360	10	
Mushroom Stay Put ϕ40mm	RB2BS54 ●	370	8	
Mushroom Stay Put ϕ60mm	RB2BS64 ●	530	5	
Mushroom illuminated - 2 position Momentary - 2 position Maintained	RCB2BW43 ●	650	8	
	RCB2BW44 ●	650		
	RCB2BW64 ●	800		
	RCB2BW63 ●			
Booted Push Button	RB2BP2 ●	310	20	
	RB2BP3 ●			
	RB2BP4 ●			
	RB2BP5 ●			
	RB2BP6 ●			
Double Headed without Light	RB2BA87	360	10	
Double Headed Push Button with Light	RB2BW9	390		
Illuminated Flush Push Button	RB2BW31 ○	250	10	
	RB2BW33 ●			
	RB2BW34 ●			
	RB2BW35 ●			
	RB2BW36 ●			
	RB2BW37 ○			
	RB2BW38 ●			
Illuminated Projecting Push Button	RB2BW13 ●	260	10	
	RB2BW14 ●			
	RB2BW15 ●			
	RB2BW16 ●			
	RB2BW17 ○			
	RB2BW38 ●			
Illuminated Selector 2-Position Stay Put	RB2BK123 ●	580		
	RB2BK124 ●			
	RB2BK125 ●			
Illuminated Selector 3-Position Stay Put	RB2BK133 ●	600		
	RB2BK134 ●			
	RB2BK135 ●			

Operating Heads LED, Neon Pilot Lamp / Push Button Without Contact Block and Carrier [HSN Code: 8536]

Description	Reference	MRP (₹)	Std. Pkg. (Nos.)	Product Picture
LED Pilot Lamp Head	RB2BVL01 ○	190	20	
	RB2BVL03 ●			
	RB2BVL04 ●			
	RB2BVL05 ●			
	RB2BVL06 ●			
	RB2BVL07 ○			
	RB2BVL08 ●			
LED Illuminating Flush Push Button	RB2BWL31 ○	260	10	
	RB2BWL33 ●			
	RB2BWL34 ●			
	RB2BWL35 ●			
	RB2BWL36 ●			
	RB2BWL37 ○			
	RB2BWL38 ●			
LED Illuminating Projecting Push Button	RB2BWL11 ○	280	10	
	RB2BWL13 ●			
	RB2BWL14 ●			
	RB2BWL15 ●			
	RB2BWL16 ●			
	RB2BWL17 ○			
	RB2BWL18 ●			

Operating Heads LED, Neon Pilot Lamp / Push Button Without Contact Block and Carrier

Description	Reference	Operating Handle	MRP (₹)	Std. Pkg. (Nos.)	Product Picture
Selector 2-Position, Stay Put	RB2BD2	Standard	530	10	
Selector 2-Position, Stay Put	RB2BJ2	Long	580		
Selector 2-Position, Spring Return	RB2BDR2	Standard	530		
Selector 2-Position, Stay Put	RB2BJR2	Long	580		
Selector 3-Position, Stay Put (Centre OFF)	RB2BD3	Standard	530		
Selector 3-Position, Stay Put (Centre OFF)	RB2BJ3	Long	580		
Selector 3-Position, Spring Return (Centre OFF)	RB2BDR3	Standard	530		
Selector 3-Position, Stay Put	RB2BJR3	Long	580		
Key Selector 2 -Position, Stay Put	RB2BG2	Key removable in L.H. position	800		
Key Selector 2-Position, Stay Put	RB2BG4	Key removable in both positions	800		
Key Selector 2-Position, Stay Put	RB2BG02	Key removable in R . H. position			
Key Selector 2-Position, Spring Return Stay Put	RB2BG6	Key removable in L.H. position			
Key Selector 3-Position, Stay Put	RB2BG3	Key removable in centre position			
Key Selector 3-Position, Stay Put	RB2BG0	Key removable inall positions	800		
Key Selector 3-Position, Stay Put	RB2BG5	Key removable in L.. H.& R. H. position			
Key Selector 3-Position, Stay Put	RB2BG9	Key removable in L. H. position	810		
Key Selector 3-Position, Stay Put	RB2BG09	Key removable in R. H. position			
Key Selector 3-Position, Both Side Spring Return	RB2BG7	Key removable in Centre position			
Mushroom Head with Key Stay Put	RB2BS14 ●	Key removable in both positions	810	8	

Accessories

Metallic Range (For Push Buttons & Pilot Lamps : 22.5mm)

Body Assemblies with Contact Blocks, Screw & Captive Clamp Connection **[HSN Code: 8536]**

Description	Reference	Contact Type	MRP (₹)	Std. Pkg. (Nos.)	Product Picture
For Actuators,Push Buttons,Selectors & Key Switches	RB2BZ101	NO	260	20	
	RB2BZ102	NC			
	RB2BZ103	1NO+1NO	400	10	
	RB2BZ104	1NC+1NC			
	RB2BZ105	1NO+1NC			

Description	Reference	MRP (₹)	Std. Pkg. (Nos.)	Product Picture
Set of Lens (one inner and one outer) for Pilot Lamp Head	RB2BV00*	70	20	
Lens for LED & Neon Type Pilot Lamp (w/o inner lens)	RB2BVL00*			
Set of Lens (one inner and one outer) for Illuminating Actuator	RB2BW00*			
Lens for Illuminating LED & Neon actuator (w/o inner lens)	RB2BWL00*			
Silicon Cap suitable for, -Booted Push Button (coloured) -Push Buttons Flush (Natural) -Push Buttons Illuminated (Natural)	RB2BP00	70		
	RCS			
	RCL			
Legend Plate with inscription (On, Off, Start, Stop, Slow, Fast, Forward, Reverse, Up, Down, Open, Close, Auto, Auto-o-Hand, Auto-Hand, Reset, Inch.)	RB2BYN#	70	100	
Body / Carrier with mounting screws (passivated) for making different assemblies	RB2B*	100	20	
Yellow legend (PVC) ϕ60mm	RB2PY9330	110	50	
Emergency Stop ϕ90mm	RB2PY8330	120	50	

#Minimum Order Qty. will be 500 Nos.

How to Order :

1. Actuators, switch elements, lens assemblies can be ordered separately or in combination.
2. Basic type designation for actuators is "RB2-B". Numerical colour code is added as a suffix to indicate the colour of the actuator or lens. Remove "*" and put numerical code as indicated below:

Colour Code	1	2	3	4	5	6	7	8
Colour of Actuator	White	Black	Green	Red	Yellow	Blue	-	-
Colour of Lens	White	-	Green	Red	Amber	Blue	Clear	Yellow

3. Different suffixes are assigned for flush, projecting, selector actuators etc.
4. The type designation for contact element is '1' for NO and '2' for NC.
5. Basic type designation for legend plates is "RB2-BY". To complete code with type of inscription please remove "**" and put numerical code as indicated below.

Standard Text	Reference	Standard Text	Reference	MRP (₹)	Std. Pkg. (Nos.)
Start	2303	Stop	2304	60	260
Forward	2305	Reverse	2306		
Up	2307	Down	2308		
On	2311	Off	2312		
Open	2313	Close	2314		
Auto	2315	Hand	2316		
Reset	2323	Inch	2321		
Slow	2327	Fast	2328		
Auto - Hand	2364	Auto-O-Hand	2385		
		Hand-O-Auto	2387		

Important :

1) Ordered quantities should be in multiple of standard packing.
2) Illuminated Push Buttons & Pilot Lamps will be supplied with bulb only.
3) N in product code stands for Neon Bulb.

☒ Non Stockable item.

Control Stations (Assembled)

Complete Control Stations-Start & Stop Functions Plastic, Spring Return **[HSN Code: 8536]**

Description	Scheme	Colour	Making on legend	Reference	MRP (₹)	Product Picture
1 Flush Push Button	NO	3	I START	RC1P102	1290	
				RC1P103		
1 Flush Push Button	NC	4	O STOP	RC1P112		
				RC1P114		
Latching Push Button	NC	4	STOP	RC1PBS542	1400	
				RC1PYBS542		
Mushroom Head Key Switch	NC	4	STOP	RC1PBS142	1920	
				RC1PYBS142		
2 Flush Push Button	NO+NC	3	I	RC2P213	1840	
		4	O			
2 Flush Push Button	NO+NC	3	START	RC2P215		
		4	STOP			

Complete Control Stations Directional/Movement Control Functions Plastic, Spring Return

Description	Scheme	Colour	Marking on legend	Reference	MRP (₹)	Product Picture
2 Flush Push Button	NO + NO	1	↕ Up Down	RC2P222	2060	
		2		RC2P222A		
		1	↔ Right Left	RC2P223		
		2		RC2P223A		
		1	Open Close	RC2P241		
		2	Forward Reverse	RC2P222B		
3 Flush Push Button	NO + NC + NO	3 4 3	Forward Stop Reverse	RC3P311	2670	
			Up Stop Down	RC3P321		
			Right Stop Left	RC3P331		
			Open Stop Close	RC3P341		
		1 4 2	↕ ↔	RC3P324		
				RC3P334		

Control Stations for Customer Assembly Empty Enclosure, Plastic

Description		Number of Ways	Reference	MRP (₹)	Product Picture
Top	Base				
Yellow		1	RC1PY	1040	
Bone Grey	Jet Black	1	RC1P		
		2	RC2P	1160	
		3	RC3P	1310	
		4	RC4P	1470	

* Empty Enclosure's are available without contact blocks and push buttons and can be assembled with the accessories / spare parts as per specified requirements.
* Stock for accessories are subject to availability

Control Stations (Assembled)

Complete Control Stations-Start and Stop Functions Metal, Spring Return **[HSN Code: 8536]**

Description	Scheme	Colour	Marking on legend	Reference	MRP (₹)	Product Picture
1 Flush Push Button	NO	3	I START	RC1M102	1920	
				RC1M103		
1 Flush Push Button	NC	4	O STOP	RC1M112		
				RC1M114		
Latching Push Button	NC	4	STOP	RC1MBS542	2130	
Mushroom Head Key Switch	NC	4	STOP	RC1MBS142	2540	
2 Flush Push Button	NO+NC	3 4	I O	RC2M213	2420	
2 Flush Push Button	NO+NC	3 4	START STOP	RC2M215		

Complete Control Stations Directional/ Movement Control Functions Metal, Spring Return **[HSN Code: 8536]**

Description	Scheme	Colour	Marking on legend	Reference	MRP (₹)	Product Picture
2 Flush Push Button	NO + NO	1 2	↕ Up-Down	RC2M222	2350	
				RC2M222A		
		1 2	↔ Right-Left	RC2M223		
				RC2M223A		
		1 2	Open-Close	RC2M241		
			Forward-Reverse	RC2M222B		
3 Flush Push Button	NO + NC + NO	3 4 3	Forward Stop Reverse	RC3M311	2990	
			Up Stop Down	RC3M321		
			Right Stop Left	RC3M331		
			Open Stop Close	RC3M341		
		1 2	↕ ↔	RC3M324		
				RC3M334		

Control Stations for Customer Assembly Empty Enclosure, Metal **[HSN Code: 8536]**

Description		Number of Ways	Reference	MRP (₹)	Product Picture
Top	Base				
Smoke Grey	Dark Grey	1	RC1M	1480	
		2	RC2M	1530	
		3	RC3M	1840	
		4	RC4M*	2250	

* Empty Enclosure's are available without contact blocks and push buttons and can be assembled with the accessories / spare parts as per specified requirements.

Operating Head for Control Stations

For Customer assembly

Plastic Operating Heads without Contact Block use with RC.P & RC.M enclosures - IP65 **[HSN Code: 8536]**

Description	Reference	MRP (₹)	Std. Pkg. (Nos.)	Product Picture
Flush Push Button Spring Return	RP2BA1 ○	190	20	
	RP2BA2 ●			
	RP2BA3 ●			
	RP2BA4 ●			
	RP2BA5 ●			
	RP2BA6 ●			
	RP2BA334			
	RP2BA335			
Projecting Push Button	RP2BL1 ○	190	20	
	RP2BL2 ●			
	RP2BL3 ●			
	RP2BL4 ●			
	RP2BL5 ●			
	RP2BL6 ●			
Mushroom Spring Return	RP2BC2 ●	260	8	
	RP2BC3 ●			
	RP2BC4 ●			
	RP2BC5 ●			
	RP2BC6 ●			
Mushroom Stay Put ϕ30mm	RP2BS44 ●	320	10	
Mushroom Stay Put ϕ40mm	RP2BS54 ●	350	8	
Mushroom Stay Put ϕ60mm	RP2BS64 ●	570	5	

Operating Heads for Control Stations Without Contact Block and Carrier

Description	Reference	Operating Handle	MRP (₹)	Std. Pkg. (Nos.)	Product Picture
Selector 2-Position, Stay Put	RP2BD2	Standard	500	10	
Selector 3-Position, Stay Put (Centre OFF)	RP2BD3	Standard			
Selector 3-Position, Spring Return (Centre OFF)	RP2BDR3	Standard			
Key Selector 2-Position, Stay Put	RP2BG2	Key removable in L.H. position	710		
Key Selector 2-Position, Stay Put	RP2BG4	Key removable in both positions	740		
Key Selector 2-Position, Stay Put	RP2BG02	Key removable in R . H. position			
Key Selector 3-Position, Stay Put	RP2BG3	Key removable in centre position			
Key Selector3-Position, Stay Put	RP2BG0	Key removable in all positions	770		
Key Selector 3-Position, Stay Put	RP2BG5	Key removable in L.. H. & R. H. position			
Key Selector 3-Position, Stay Put	RP2BG9	Key removable in L. H. position	710		
Key Selector 3-Position, Stay Put	RP2BG09	Key removable in R. H. position			
Key Selector 3-Position, Both Side Spring Return	RP2BG7	Key removable in Centreposition			
Mushroom Head with Key Stay Put	RP2BS14	Key removable in both positions	710	8	

☒ Non Stockable item

Operating Head for Control Stations

For Customer assembly

Global Certification

Metallic Operating Heads without Contact Block for RC.P & RC.M enclosures - IP65

[HSN Code: 8536]

Description		Reference	MRP (₹)	Std. Pkg. (Nos.)	Product Picture
Flush Push Button Spring Return		RM2BA1○	200	20	
		RM2BA2●			
		RM2BA3●			
		RM2BA4●			
		RM2BA5●			
		RM2BA6●			
		RM2BA334			
		RM2BA335			
Projecting Push Button		RM2BL1○	200	20	
		RM2BL2●			
		RM2BL3●			
		RM2BL4●			
		RM2BL5●			
		RM2BL6●			
Mushroom Spring Return	ϕ40mm	RM2BC2●	280	8	
		RM2BC3●			
		RM2BC4●			
		RM2BC5●			
		RM2BC6●			
Mushroom Stay Put	ϕ30mm	RM2BS44●	360	10	
	ϕ40mm	RM2BS54●	400	8	
	ϕ60mm	RM2BS64●	490	5	
Mushroom Push-Pull Type	ϕ40mm	RM2BT43●	400	8	

Operating Heads for Control Stations Without Contact Block and Carrier

[HSN Code: 8536]

Description	Reference	Operating Handle	MRP (₹)	Std. Pkg. (Nos.)	Product Picture
Selector 2-Position, Stay Put	RM2BD2	Standard	530	10	
Selector 2-Position, Spring Return	RM2BDR2	Standard			
Selector 3-Position, Stay Put (Centre OFF)	RM2BD3	Standard			
Selector 3-Position, Spring Return (Centre OFF)	RM2BDR3	Standard			
Key Selector 2-Position, Stay Put	RM2BG2	Key removable in L.H. position	710		
Key Selector 2-Position, Stay Put	RM2BG4	Key removable in both positions	770		
Key Selector 2-Position, Stay Put	RM2BG02	Key removable in R .H. position			
Key Selector 2-Position, Spring Return Stay Put	RM2BG6	Key removable in L.H. position			
Key Selector 3-Position, Stay Put	RM2BG3	Key removable in centre position			
Key Selector 3-Position, Stay Put	RM2BG0	Key removable inall positions	810		
Key Selector 3-Position, Stay Put	RM2BG5	Key removable in L.H. & R.H. position	810		
Key Selector 3-Position, Stay Put	RM2BG9	Key removable in L. H. position	860		
Key Selector 3-Position, Stay Put	RM2BG09	Key removable in R. H. position			
Key Selector 3-Position, Both Side Spring Return	RM2BG7	Key removable in Centre position			
Mushroom Head with Key Stay Put	RM2BS14I	Key removable in both positions	770	8	

Contact Blocks - Base Mounted For Control Stations Customer Assembly

[HSN Code: 8536]

Description	Reference	Contact Type	MRP (₹)	Std. Pkg. (Nos.)	Product Picture
Contact Block	RB2BE101B M/P*	NO	190	50	
Slow Break	RB2BE102B M/P*	NC			

* Please specify 'M' if required for Metallic and 'P' if required for Plastic.

Legends (Stickers) are supplied with the following Standard Texts, Plastic

[HSN Code: 8536]

Description	Reference	Standard Text	Reference	MRP (₹)	Std. Pkg. (Nos)
Start	RP2BY2303	Stop	RP2BY2304	45	100
Forward	RP2BY2305	Reverse	RP2BY2306		
Up	RP2BY2307	Down	RP2BY2308		
On	RP2BY2311	Off	RP2BY2312		
Open	RP2BY2313	Close	RP2BY2314		
Auto	RP2BY2315	Hand	RP2BY2316		
Reset	RP2BY2323	Inch	RP2BY2321		
Slow	RP2BY2327	Fast	RP2BY2328		
Power On	RP2BY2326	Emer. Stop	RP2BY2330		
Right	RP2BY2309	Left	RP2BY2310		
O	RP2BY2146	--	RP2BY2147		
→	RP2BY1912	←	RP2BY1913		
↑	RP2BY1914	↑	RP2BY1915		

Note: Minimum order of #10 each.

Legends (Stickers) are supplied with the following standard texts, Metal

[HSN Code: 8536]

Description	Reference	Standard Text	Reference	MRP (₹)	Std. Pkg. (Nos)
Start	RM2BY2303	Stop	RM2BY2304	40	100
Forward	RM2BY2305	Reverse	RM2BY2306		
Up	RM2BY2307	Down	RM2BY2308		
On	RM2BY2311	Off	RM2BY2312		
Open	RM2BY2313	Close	RM2BY2314		
Auto	RM2BY2315	Hand	RM2BY2316		
Reset	RM2BY2323	Inch	RM2BY2321		
Slow	RM2BY2327	Fast	RM2BY2328		
Power On	RM2BY2326	Emer. Stop	RM2BY2330		
Right	RM2BY2309	Left	RM2BY2310		
O	RM2BY2146	--	RM2BY2147		
→	RM2BY1912	←	RM2BY1913		
↑	RM2BY1914	↑	RM2BY1915		

Note: Minimum order of #10 each.

GO TO CONTENTS PAGE

C&S electric

Motor Starters

for Domestic & Agro applications

Features

- Conforms to IS 13947-4-1
- 3Ø DOL Starter range: 0.50HP~40HP
- 3Ø Reversing DOL Starter range: 0.5HP~20HP
- 3Ø Star Delta Starter range: 7.5HP~350HP

Custom built Starter solutions with incomer MCCB & Electronic Motor Protection Relay

- 3Ø Intelligent Star Delta Starter range: 40HP~ 350HP
- 3Ø Intelligent Auto Transformer Starter range: 40HP~ 350HP

Motor Starters

Conforming IS/IEC60947-4-1

Star Delta Starter with TC1DXEA Contactor & LR1D Relay in S.S. Enclosure **[HSN Code: 8536]**

Std. Power Rating for 3 Ph. Motor at 415V		Reference	Relay LR1D Range Amps	MRP (₹)	MOQ
HP	kW				
3	2.2	BE3DXEAP163■307	1.6-2.5	29010	6
3	2.2	BE3DXEAP163■308	2.5-4.0	29010	
5	3.7	BE3DXEAP163■310	4.0-6.0	29010	
7.5	5.6	BE3DXEAP163■312	5.5-8.0	29010	
10	7.5	BE3DXEAP163■314	7.0-10.0	29010	
12.5	9.3	BE3DXEAP163■316	10.0-13.0	29010	
12.5	9.3	BE3DXEAP163■316X	9.0-14.0	29010	
15	11.2	BE3DXEAP203■321	13.0-18.0	32790	
20	15	BE3DXEAP253■321X	14.0-22.0	32790	
25	18.6	BE3DXEAP253■322	18.0-25.0	32790	

DOL Starter with TC1DXEA Contactor & LR1D Relay in S.S. Enclosure **[HSN Code: 8536]**

Std. Power Rating for 3 Ph. Motor at 415V		Reference	Relay LR1D Range Amps	MRP (₹)	MOQ
HP	kW				
0.5	0.37	BE1DXEAP163■305	0.63-1.0	8060	2
0.75	0.55	BE1DXEAP163■306	1.0-1.6	8060	
1.5	1.1	BE1DXEAP163■307	1.6-2.5	8060	
2	1.5	BE1DXEAP163■308	2.5-4.0	8060	
3	2.2	BE1DXEAP163■310	4.0-6.0	8060	
5	3.7	BE1DXEAP163■312	5.5-8.0	8060	
5.5	4	BE1DXEAP163■314	7.0-10.0	8060	
7.5	5.5	BE1DXEAP163■316	10.0-13.0	8060	
7.5	5.5	BE1DXEAP163■316X	9.0-14.0	8060	
12	9	BE1DXEAP203■321	13.0-18.0	9110	
12	9	BE1DXEAP253■321X	14.0-22.0	9110	
15	11	BE1DXEAP253■322	18.0-25.0	9110	
20	15	BE1DXEAP403■353	23.0-32.0	13780	
20	15	BE1DXEAP403■355	28.0-40.0	13780	

Coil voltage code for Exceed DOL & Star Delta starter

Motor Starter	Voltage		
BE1DXEAP/BE3DXEAP	220	190-400	250-450

Industrial Starters are available in the above wide band operating range Standard coil voltages.

Heavy Duty DOL Starter Type DX-P with robust 4 Pole Contactor & LR1D OLR in S.S. enclosure **[HSN Code: 8536]**

Std. Power Rating for 3 Ph. Motor at 415V		Reference	Relay LR1D Range Amps	MRP (₹)	MOQ
HP	kW				
1.5	1.1	BE1DXP204■307	1.6~2.5	POR	6
2.0	1.5	BE1DXP204■308	2.5~4.0		
3	2.2	BE1DXP204■310	4.0~6.0		
5	3.7	BE1DXP204■312	5.5~8.0		
5.5	4.0	BE1DXP204■314	7~10		
7.5	5.5	BE1DXP204■316X	9~14		
12	9	BE1DXP204■321	13~18		
15	11	BE1DXP254■321XH	14~22		
		BE1DXP254■322	18~25		
25	18	BE1DXP404■353	23~32		

Motor Starters

Conforming IS/IEC60947-4-1

Heavy Duty Automatic Star Delta Starter Type DX-P with robust 4 Pole Contactor & LR1D OLR, Electronic Star Delta Timer in S.S. enclosure **[HSN Code: 8536]**

Std. Power Rating for 3 Ph. Motor at 415V		Reference	Relay LR1D Range Amps	MRP (₹)	MOQ
HP	kW				
7.5	5.5	BE3DXP204■312	5.5~8.0	31470	2
12	9	BE3DXP204■314	7.0~10	31470	
15	11	BE3DXP204■316X	9~14	31470	
20	15	BE3DXP204■321	13~18	31860	
		BE3DXP254■321XH	14~22	35790	
25	18	BE3DXP254■322	18~25	35790	
30	22	BE3DXP254■353	23~32	41140	

AC Coil Voltage Codes (Standard) for Heavy Duty Industrial Starter Type DX-P

Industrial Starter	Voltage		
BE1-DXP	220	190~400#	250~450#
BE3-DXP	-	190~400#	250~450#
Coil Code	M	Q	N

Industrial Starters are available in the above wide band operating range Standard coil voltages.

DOL Starter with D range Contactor & LR1D OLR in Plastic Enclosure **[HSN Code: 8536]**

Std. Power Rating for 3 Ph. Motor at 415V		Reference	Relay Range Amps	MRP (₹)	MOQ
HP	kW				
0.5	0.37	LE1D173■305	0.63~1.00	6670	1
0.75	0.55	LE1D173■306	1.0~1.60	6670	
1.5	1.1	LE1D173■307	1.60~2.50	6670	
2	1.5	LE1D173■308	2.50 ~ 4.00	6670	
3	2.2	LE1D173■310	4.00 ~ 6.00	6670	
5	3.7	LE1D173■312	5.50 ~ 8.00	6670	
7.5	5.5	LE1D173■316X	9.0 ~ 14.0	6670	
12	9	LE1D253■321	13.0 ~ 18.0	13720	
15	11	LE1D253■322	18.0 ~ 25.0	13720	

DOL Starter with D range Contactor & LR1D OLR in S.S. Enclosure **[HSN Code: 8536]**

Std. Power Rating for 3 Ph. Motor at 415V		Reference	Relay Range Amps	MRP (₹)	MOQ
HP	kW				
0.5	0.37	BE1D1735■305	0.63~1.00	7910	1
0.75	0.55	BE1D1735■306	1.0~1.60		
1.5	1.1	BE1D1735■307	1.60~2.50		
2	1.50	BE1D1735■308	2.50~4.0		
3	2.2	BE1D1735■310	4.00~6.00		
5	3.7	BE1D1735■312	5.50~8.00		
7.5	5.5	BE1D1735■316X	9.0~14.0		
12	9	BE1D2535■321	13.0~18.0	16410	
15	11	BE1D2535■322	18.0~25.0		
20	15	BE1D3235■353	23.0~32.0	27180	
30	22	BE1D4035■355	28.0~40.0	39800	
35	25	BE1D5035■357	38.0~50.0	44400	
40	30	BE1D6335■359	48.0~57.0	51700	

Motor Starters

Conforming IS/IEC60947-4-1

Reversing Starter with D range Contactor & LR1D OLR in S.S Enclosure **[HSN Code: 8536]**

Std. Power Rating for 3 Ph. Motor at 415V		Reference	Relay Range Amps	MRP (₹)	MOQ
HP	kW				
0.5	0.37	BE2D1735■305	0.63~1.00	24370	1
0.75	0.55	BE2D1735■306	1.0~1.60		
1.5	1.1	BE2D1735■307	1.60~2.50		
2.0	1.5	BE2D1735■308	2.50~4.00		
3.0	2.2	BE2D1735■310	4.00~6.00		
5.0	3.7	BE2D1735■312	5.50~8.00		
5.5	4.0	BE2D1735■314	7.00~10.0		
7.5	5.5	BE2D1735■316X	9.0~14.0		
12.0	9.0	BE2D2535■321	13.0~18.0	30150	
15.0	11.0	BE2D2535■322	18.0~25.0	33890	
20.0	15.0	BE2D3235■353	23.0~32.0	49970	

Automatic Star Delta Starter with D range Contactor & robusta (F Range), LR1D OLR & Electronic Star Delta Timer **[HSN Code: 8536]**

Std. Power Rating for 3 Ph. Motor at 415V		Reference	Relay Range Amps	MRP (₹)	MOQ
kW	HP				
3	4	BE3D1735■308	2.5~4.0	28950	1
4	5.5	BE3D1735■310	4.0~6.0		
5.5	7.5	BE3D1735■312	5.5 ~ 8.0		
9	12	BE3D1735■314	7.0 ~ 10.0		
11	15	BE3D1735■316X	9.0 ~ 14.0		
15	20	BE3D2235■321	13.0 ~ 18.0	30090	
18	25	BE3D2535■322	18.0 ~ 25.0	40770	
22	30	BE3D3235■322	18.0 ~ 25.0	67930	
25	35	BE3D3235■353	23.0 ~ 32.0		
30	40	BE3D4035■355	30.0 ~ 40.0	81790	
37	50	BE3D5035■355	30.0 ~ 40.0	109050	
51	70	BE3D6335■359	48.0 ~ 57.0	179880	
59	80	BE3D8035N 361	57.0 ~ 66.0		
75	100	BE3F115 363	66.0 ~ 80.0	221090	
90	125	BE3F115N105	65.0 ~ 105.0	262900	
110	150	BE3F150N125	80.0 ~ 125.0	271170	
132	180	☒BE3F185N160	100.0~160.0	432810	
160	220	☒BE3F185N200	125.0~200.0		
200	270	☒BE3F265N250	160.0~250.0	473370	
220	300	☒BE3F330N315	200.0~315.0	490620	
260	350	☒BE3F330S315	200.0~315.0		

Motor Starters

Conforming IS/IEC60947-4-1

Semi-Automatic Star Delta Starter with D range Contactor, LR1D OLR **[HSN Code: 8536]**

Std. Power Rating for 3 Ph. Motor at 415V		Reference	Relay Range Amps	MRP (₹)	MOQ
kW	HP				
3	4	BE3D1735■308SA	2.5 ~ 4	20780	1
4	5.5	BE3D1735■310SA	4 ~ 6		
5.5	7.5	BE3D1735■312SA	5.5 ~ 8		
9	12	BE3D1735■314SA	7 ~ 10		
11	15	BE3D1735■316XSA	9 ~ 14		
15	20	BE3D2535■321SA	13 ~ 18	28640	
18	25	BE3D2535■322SA	18 ~ 25		

Coil Voltage Codes (Standard) for DOL Starters with D range Contactor

Motor Starter	Voltage	
BE1-D/LE1-D	220V	415V
Coil Code	UW	N

** DOL Motor Starter are available only in the above Standard Coil Voltages.

Coil Voltage Codes (Standard) for DOL & Star Delta Starters with D range Contactor

Motor Starter	Voltage	
BE1-D / BE2-D / BE3-D / BE3-F	380#	415
Coil Code	NW	N

Wide Band Coil available for Star Delta Starters upto 40 HP only.

How to order Industrial Starter:

(i) Complete the code by replacing the blue square (■) by the letter(s) corresponding to the Coil Voltage selected.

(ii) Industrial DOL Starters should be selected based on the FLC of Pump/Motor & Coil Voltage required.

Custom Built Motor Starters Solutions

- **Smart Start Delta Starter rating 40 HP to 150 HP 3 Phase 415V AC**
  - Incomer 3 Pole MCCB, 10~25kA
  - Selection of liberal D range, air break Contactor
    Electronic motor protection relay with built-in feature having pause of 0.30 sec for motor protection against single phasing
  - Electronic Star Delta Timer
  - Housed in free standing IP 54 sheet steel enclosure with bottom cable entry
  - Optional facility: Water Level Controller also available
- **Intellignet Star Delta Starter rating 40 HP to 350 HP 3 Phase 415V AC**
  - Incomer 3 Pole MCCB, 10~25kA
  - Selection of liberal D range, air break Contactor
  - Digital motor protection Relay type mPro100 with 7 segment display to assure complete motor protection against overload, phase loss, under current, unbalance, motor stall, earth fault, locked rotar
  - Electronic Star Delta Timer
  - Housed in free standing IP 54 sheet steel enclosure with bottom cable entry

How to order Star Delta Starter:

(i) Complete the code by replacing the blue square (■) by the letter(s) corresponding to the Coil Voltage selected.

(ii) Star Delta starters should be selected based on the FLC of the Pump/Motor phase current (Motor FLC X 0.58) & Coil Voltage required.

- **Intelligent Auto Transformer Starter rating 40 HP to 350 HP 3 Phase 415V AC** (closed transition)
  - Incomer 3 Pole MCCB, 10~25kA
  - Selection of liberal D range, air break Contactor
  - Digital motor protection Relay type mPro100 with 7 segment display to assure complete motor protection against overload, phase loss, under current, unbalance, motor stall, earth fault, lock rotar
  - Auto Transformar, air cooled, 6 starts/hours with built-in thermister having tapping at 50%, 60% & 80% of the rated voltage
  - Electronic Timer for changeover function
  - Housed in free standing IP 54 sheet steel enclosure with bottom cable entry

CS1 Series Starters

CS1 Series Star Delta Starters are available with contactors type CS1, CS2 & CS3 having 16A, 25A, 32A AC3 duty. These Starters having following features:

- Conforms to IEC 60947-4-1
- Wide band coil
- Rugged design which is durable and easy for maintenance
- Spares are available across the country

3Ø DOL Starters in SS Enclosure

[HSN Code: 8536]

Reference	Relay Range (Amp)	Maximum Motor Output at 415V, 3 Phase		MRP (₹)	Std. Pkg. (Nos.)
		kW	HP		
CS1DO■1525	1.5-2.5	0.75	1	6176	1
CS1DO■2504	2.5~4	1.5	2	6176	
CS1DO■0406	4-6.5	3	4	6176	
CS1DO■0610	6-10	4.5	6	6176	
CS1DO■0914	9-14	5.5	7.5	6176	
CS1DO■1118	11-18	5.5	7.5	6266	
CS1DO■1322	13-22	5.5	7.5	6361	
CS2DO■1322	13-22	5.5	7.5	6470	
CS2DO■2032	20~32	5.5	7.5	6813	
CS3DO■2032	20-32	5.5	7.5	7776	

3Ø Fully Automatic Star-Delta starters in SS Enclosure

[HSN Code: 8536]

Reference	Relay Range (Amp)	Max. Motor Output at 415V, 3 Phase		MRP (₹)	Std. Pkg. (Nos.)
		kW	HP		
CS1SD■0610NR	6~10	7.5	10	22554	1
CS1SD■0914NR	9~14	9.3	12.5	22554	
CS1SD■1118NR	11~18	11	15	22838	
CS1SD■1322NR	13~22	11	15	23037	
CS2SD■1322NR	13~22	11	15	23370	
CS2SD■2032NR	20~32	11	15	23772	
CS3SD■2032NR	20~32	16	22	24339	

3Ø DOL in S.S. Enclosure

[HSN Code: 8536]

Incorporating Heavy Duty 4 Pole Contactor type TC1-DX with wide band operating coil, Overload relay type LR3D with manual re-set and yellow flag for trip indication

Reference	Relay Range (Amp)	Standard Power Rating		MRP (₹)	Std. Pkg. (Nos.)
		kW	HP		
BE1DXM204■307NR	1.6~2.5	0.75	1	9829	6
BE1DXM204■308NR	2.5~4	1.1/1.5	1.5/2	9829	
BE1DXM204■310NR	4~6	2.2	3	9829	
BE1DXM204■312NR	5.5~8	2.2	3	9829	
BE1DXM204■314NR	7~10	3.7	5	9829	
BE1DXM204■316XNR	9~14	3.7/4	5/5.5	9829	
BE1DXM204■321NR	13~18	5.5	7.5	9864	
BE1DXM254■321XNR	14~22	7.5	10	10435	
BE1DXM254■322NR	18~25	10	12	10435	
BE1DXM404■353NR	23~32	11	15	15473	

Motor Starters

Conforming IS/IEC60947-4-1

3Ø Automatic Star Delta Starter in S.S Enclosure [HSN Code: 8536]

Incorporating Heavy Duty 4 Pole Contactor type TC1-DX with wide band operating coil, Overload relay type LR3D for motor protection & Electronic Star Delta Timer

Reference	Relay Range (Amp)	Std. Power Rating for 3P at 415V		MRP (₹)	Std. Pkg. (Nos.)
		kW	HP		
BE3DXM204■308NR	2.5~4	1.5	2	31811	2
BE3DXM204■310NR	4~6	2.2	3	31811	
BE3DXM204■312NR	5.5~8	3.7	5	31811	
BE3DXM204■314NR	7~10	5.5	7.5	31811	
BE3DXM204■316XNR	9~14	9	12	31811	
BE3DXM204■321NR	13~18	11	15	31873	
BE3DXM254■321XNR	14~22	11	15	33389	
BE3DXM254■322NR	18~25	11	15	33389	
BE3DXM254■353NR	23~32	15/18	20/25	33890	

3Ø Semi Automatic Star Delta Starter in S.S Enclosure [HSN Code: 8536]

Incorporating Heavy Duty 4 Pole Contactor type TC1-DX with wide band operating coil, Overload relay type LR3D for motor protection

Reference	Relay Range (Amp)	Std. Power Rating for 3P at 415V		MRP (₹)	Std. Pkg. (Nos.)
		kW	HP		
BE3DXM204■314SANR	7~10	9	12	29011	2
BE3DXM204■316XSANR	9~14	11	15	29011	
BE3DXM204■321SANR	13~18	15	20	29410	
BE3DXM254■321XSANR	14~22	18	25	33297	
BE3DXM254■322SANR	18~25	18	25	33297	
BE3DXM254■353SANR	23~32	22.5	30	34035	

3Ø Submersible Pump Starter Automatic Star Delta in S.S. Enclosure [HSN Code: 8536]

Incorporating Heavy Duty 4 Pole contactor type TC1-DX with wide band operating coil, Overload relay type LR1D with pneumatic timer

Reference	Relay (Amp)	Standard Power Rating		MRP (₹)	Std. Pkg. (Nos.)
		kW	HP		
BE3DXM204■307PTNR	1.6~2.5	1.5	2	29631	1
BE3DXM204■308PTNR	2.5~4	3	4	29631	
BE3DXM204■310PTNR	4~6	4	5.5	29631	
BE3DXM204■312PTNR	5.5~8	5.5	7.5	29631	
BE3DXM204■316XPTNR	9~14	11	15	29631	
BE3DXM204■321PTNR	13~18	15	20	29631	
BE3DXM254■321XPTNR	14~22	18	25	30431	
BE3DXM254■322 PTNR	18~25	18	25	30431	
BE3DXM254■353 PTNR	23~32	22.5	30	31530	

Coil Voltage Codes (Standard) for DOL / Star Delta Starters

	Voltage	
Coil Voltage (AC) 50Hz	190~400 Q	250~440 N

GO TO CONTENTS PAGE

C&S electric

Protection Measurement & Control Devices

- Surge Protection Device
- Digital Panel Meters
- Multi Function Meters
- Power Factor Controller
- Power Quality Measurements
- Demand Controller
- Electronic Motor Protection Relay
- Electronic Motor Protection Relay-CSMP
- Earth Leakage Relay
- DG AMF / Synchronizing Controller
- Voltage & Current Monitoring Relay & Timer
- Temperature Sensor

GO TO CONTENTS PAGE

C&S electric

AC & DC
SURGE PROTECTION DEVICE
Type 2, Type 1+2

Engineered to Deflect
Designed to **Protect**

Features
- Available in both AC & DC
- Pole: 1P+N, 2P, 3P, 3P+N
- Degree of protection IP20
- DIN Rail Mounted
- With Remote signal contact
- Pluggable Module for Easy Replacement

Reference	HSN Code	Type	Voltage (Uc)		Imax	Pole	MRP (₹)	Std. Pkg. (Nos)
CSPDT2385AC1PN	8536	Type2	AC	385V	40kA	1P+N	3010	2
CSPDT2385AC3PN	8536			385V	40kA	3P+N	4330	1
CSPDT2600DC2P	8536	Type2	DC	600V	40kA	2P	3010	2
CSPDT21000DC3P	8536			1000V	40kA	3P	3940	1
CSPDT21500DC3P	8536			1500V	40kA	3P	5320	1
CSPDT120385AC1PN	8536	Type 1+2	AC	385V	50kA	1P+N	10250	2
CSPDT120385AC3PN	8536			385V	50kA	3P+N	18620	1
CSPDT120880AC3P	8536			880V	50kA	3P	17790	2
CSPDT121300AC3P	8536			1300V	50kA	3P	18300	2
CSPDT1290011DC3P	8536	Type 1+2	DC	900V	50kA	3P	12900	2
CSPDT1215005DC3P	8536			1500V	50kA	3P	11810	2
CSPDT121500125DC3P	8536			1500V	50kA	3P	27940	1
CSPDET2320AC1PN	8536	Type2	DC	320V	40kA	1P+N	2570	2
CSPDET2600DC2P	8536	Type2	DC	600V	40kA	2P	2570	2

SPD Type2 - Ordering Information

CSPD	T2	V	P
SPD Series	TYPE2	VOLTAGE	POLE
	T2	385AC	1PN*
		600DC	2P
		1000DC	3P
		1500DC	3PN*

NOTE: * is only for Type2 AC SPD

SPD Type1+2 - Ordering Information

CSPD	T12	V	P
SPD Series	TYPE1+2	VOLTAGE	POLE
	T12	385AC	1PN*
		880AC	3P
		1300AC	3PN*
		900DC 11**	
		1500DC 5**	
		1500DC 12.5**	

NOTE: * is only for Type1+ 2 385AC.
** is Impulse discharge current (limp)

GO TO CONTENTS PAGE

METERING SOLUTIONS

Basic Meter

DC Energy Meter

Energy Meter

Multifunction Meter

Power Quality Analyser

Features

- High & Low measurement of voltage & current
- Alpha numeric display
- Single row LCD/3 Row customized LED
- Dynamic communication*
- Direct metering
- Complete range from Basic Meter to Power Analyser

Branch Circuit Power monitor

BASIC METERS

Reference	Description	HSN Code	MRP (₹)
CSM1V1	Single Phase Voltmeter, Class 1.0, AUX 80-300V AC/DC	9030	1750
CSM1A1	Single Phase Ammeter, Class 1.0, 5A, AUX 80-300V AC/DC	9030	1750
CSM3V1	Three Phase Voltmeter, Class 1.0, AUX 80-300V AC/DC	9030	2640
CSM3A1	Three Phase Ammeter, Class 1.0, AUX 80-300V AC/DC	9030	2900
CSM1V05	Single Phase Voltmeter, Class 0.5 AUX 80-300V AC/DC	9030	2240
CSM1A05	Single Phase Ammeter,Class 0.5, AUX 80-300V AC/DC	9030	2240
CSMFM02	Frequency Meter, Class 0.2, AUX 80-300V AC/DC	9030	2340
CSM3V05	Three Phase Voltmeter,Class 0.5, AUX 80-300V AC/DC	9030	2900
CSM3A05	Three Phase Ammeter, Class 0.5, AUX 80-300V AC/DC	9030	2920
CSM3VAF1	VAF Meter, Class 1.0, 5A Inbuilt (3 Rows), AUX 80-300V AC/DC	9030	3390
CSM3VAF05	VAF Meter, Class 0.5, 5A Inbuilt (3 Rows), AUX 80-300V AC/DC	9030	3730

DC ENERGY METER

Reference	Description	HSN Code	MRP (₹)
CSMDCE1D1	Class1.0, Single Channel DC Energy Meter	9030	POR
CSMDCE1D4	Class1.0, Four Channel DC Energy Meter	9030	POR

Basic Meter - Ordering Information

CSM	1	V	1
Meter Series	**1** - Single Phase **3** - Three Phase **Blank** - Frequency Meter	**V** - Voltmeter **A** - Ammeter **VAF** - VAF meter **FM** - Frequency Meter **DCE** - DC Energy meter	**1** - Class1 **02** - Class0.2* **05** - Class0.5

NOTE: *is only for Frequency Meter

Protection, Measurement & Control Devices

ENERGY METER

Reference	Description	HSN Code	MRP (₹)
CSMEM1	Energy Meter,Class 1.0,User selectable any one parameters from VAF or Kw or PF or KVA or Kwh (Single Row LED)	9030	4700
CSMEM1-C	Energy Meter,Class 1.0,RS485, User selectable any one parameters from VAF or Kw or PF or KVA or Kwh (Single Row LED)	9030	5820
CSMEM05	Energy Meter,Class 0.5, User selectable any one parameters from VAF or Kw or PF or KVA or Kwh (Single Row LED)	9030	5780
CSMEM05-C	Energy Meter,Class 0.5,RS485, User selectable any one parameters from VAF or Kw or PF or KVA or Kwh (Single Row LED)	9030	6510
CSKWH1CT	Energy Meter,Class 1.0, 5A Inbuilt, Counter type	9030	6060

MULTIFUNCTION METER

Reference	Description	HSN Code	MRP (₹)
CSMFM1-C	MFM,Class 1.0,RS485, AVF, PF, KW, KVA , KWh / KVAh (Any one),Load Hours, ON Hours, OLD Energy - 3Rows LED	9030	9990
CSMFM05-C	MFM,Class 0.5,RS485, AVF, PF, KW, KVA , KWh / KVAh (Any one)Load Hours, ON Hours, OLD Energy- 3Rows LED	9030	10500
CSMMFM15D-C	MFM, Class 1.0, RS 485 , AVF, PF, KW, KVA, KWh, KVAh, Load Hours, ON Hours, 100A Direct 5 Module DIN Mount Single row LCD	9030	11200
CSMMFM1D-C	MFM, Class 1.0 , RS 485, Single Phase , AVF, PF, KW, KVA, KWh, KVAh, Load Hours,ON Hours, CO2, 2 Module DIN Mount), 100A Direct measurement	9030	7060
CSMMFM1LM-C	MFM, Class 1.0,RS485, AVF, PF, KW, KVA, KWh, KVAh, KVRh, Import energy, - 4 Rows LEDLoad Hours, ON Hours, No of Interrupts, THD V&A, Hi-Low recordings	9030	14500
CSMMFM05LM-C	MFM, Class 0.5,RS485, AVF, PF, KW, KVA, KWh, KVAh, KVRh, Import energy, - 4 Rows LED,Load Hours, ON Hours, No of Interrupts, THD V&A,Hi-Low recordings	9030	16630
CSMMFM1DMC-C	MFM, Class 1.0,RS485, AVF, PF, KW, KVA, KWh, KVAh, KVRh, Import energy, - 4 ROws LED,Load Hours, ON Hours, no of Interrupts, THD V&A, Hi-Low recordings, 4 relay demand controller with TOD	9030	41880
CSMMFM05DMC-C	MFM, Class 0.5s,RS485, AVF, PF, KW, KVA, KWh, KVAh, KVRh, Import energy, - 4 ROws LEDLoad Hours, ON Hours, no of Interrupts, THD V&A, Hi-Low recordings, 4relay demand controller with TOD	9030	48810

POWER MONITOR

Reference	Description	HSN Code	MRP (₹)
CSMFMPN05S-C	PQ parameters, Class 0.5S RS485, AVF, PF, KW, KVA, KWh, KVAh, KVRh,Import and Export energy, Total and Net Energy, Load Hours, ON Hours, CO2, Power Cycle,THD, K factor, Crest Factor, TEHD, TOHD, Voltage with IH upto 63rd, RTC, 8 TOD, High Low Instantaneous, Sag, Swell,and Current Squared Hours, Demand Monitor2DI+2DO, 256MB Data Logging, Ethernet Port - 4 Rows LCD	9030	POR

POWER QUALITY ANALYSER

Reference	Description	HSN Code	MRP (₹)
CSMFMPQ02S-C	Power Quality Analysers, Class 0.2S, RS485, AVF, PF, KW, KVA, KWh, KVAh, KVRh, Import and Export energy, Total and Net Energy, Load Hours, ON Hours, CO2, Power Cycle, THD, K factor,Crest Factor, TEHD, TOHD, Voltage and Current Squared Hours, Demand Monitor with IH upto63rd, RTC, 8 TOD, High Low Instantaneous, Sag, Swell, TDD, 2DI+2DO,2GB Data Logging, Ethernet Port - 3.5" TFT	9030	POR

BRANCH CIRCUIT POWER MONITOR

Reference	Description	HSN Code	MRP (₹)
CSlink32A	ET5030D11500 - different variants -32A	9030	65720
CSlink50A	ET5030D11500 - different variants -50A	9030	70770

Multifunction, Energy Meter - Ordering Information

CSM	MFM	1	D	-C
Meter Series	**MFM** - Multifunction Meter	**1** - Class1	**D** - Din mounted	**-C** - Inbuilt Communication
	EM - Energy Meter	**05** - Class0.5	**LM** - Load Manager	
	MFMPN - Power monitor	**02** - Class0.2	**DMC** - Demand Controller	
	MFMPQ - Power Quality Analyser	**0.05S** - Class0.5S*	**Blank** - Power Monitor & Power Quality Analyser	
		0.02S - Class0.2S**		

NOTE: *is only for Power Monitor **is only for Power Quality Analyser
CSKWH1CT is Counter Type Energy Meter

GO TO CONTENTS PAGE

ALARM ANNUNCIATOR

Key Features

- Wide range 4 to 64 Windows
- Compact design
- Communicable
- In-built Buzzer
- Power fail memory retention
- Dual Power supply option

Alarm Annunciator

- Conforms standard IEC 61000-4-12
- Power consumption 0.5VA / Window
- Fault input contact NO / NC site selectable
- Scan time <10ms
- Response time <10ms

No of Window	Reference	Window Size (mm)	HSN Code	MRP (₹)
4	CSAN041D-■	30 x 65	9030	6910
6	CSAN061D-■	30 x 30	9030	9970
8	CSAN081D-■	30 x 30	9030	11750
10	CSAN102D-■	30 x 65 (2 W)	9030	13440
12	CSAN122D-■	30 x 30 (8 W) 30 x 65 (4 W)	9030	16140
16	CSAN162D-■	30 x 30	9030	21520
20	CSAN203D-■	30 x 30 (16 W) 30 x 65 (4 W)	9030	26900
24	CSAN243D-■	30 x 30	9030	32260
28	CSAN284D-■	30 x 30 (24 W) 30 x 65 (4 W)	9030	37650
32	CSAN324D-■	30 x 30	9030	43030
36	CSAN365D-■	30 x 30 (32 W) 30 x 65 (4 W)	9030	48410
40	CSAN405D-■	30 x 30	9030	53790
48	CSAN486D-■	30 x 30	9030	64550
64	CSAN648D-■	30 x 30	9030	86080

Alarm Annunciator - Ordering Information

CSAN

Alarm Annunciator

Windows

4, 6, 8
6, 8, 10, 12, 14, 16
12, 18, 20, 24
16, 28, 32
20, 36, 40
24, 48
32, 64

Window Size

(W × H in mm)		Applicable No. of Windows
1D	68 × 138 mm	4, 6, 8
2D	138 × 138 mm	8, 10, 12, 14, 16
3D	210 × 138 mm	12, 18, 20, 24
4D	282 × 138 mm	16, 28, 32
5D	355 × 138 mm	20, 36, 40
6D	428 × 138 mm	24, 48
8D	565 × 138 mm	32, 64

Power Supply

- **U** Auxiliary Supply: 90–270 VAC / VDC
- **D** Auxiliary Supply: 20/60 VDC
- **B*** Auxiliary Supply: 90–270 VAC / VDC + Standby Supply: 20–60 VDC
- **C*** Auxiliary Supply: 90–270 VAC / VDC + Standby Supply: 90–270 VAC / VDC

Example Product Ordering Codes

- CS-AN-12-3D-U
  Alarm Annunciator, 12 Windows, Panel Cut-Out 210 × 138 mm, Auxiliary Supply 90–270 VAC/VDC
- CS-AN-48-6D-C
  Alarm Annunciator, 48 Windows, Panel Cut-Out 428 × 138 mm, Auxiliary Supply: 90–270 VAC / VDC + Standby Supply: 90–270 VAC / VDC

Note:
* Refers to Dual Supply at extra cost, pls contact nearest branch office.

GO TO CONTENTS PAGE

POWER CAPACITOR

Key Features

- Self-healing technology
- Optimized capacitor safety terminals
- Low Internal Power Losses
- High Insulation Resistance
- Shock Proof Terminals
- Connection: D (Delta)
- Overpressure disconnector
- Non-PCB oil encapsulation

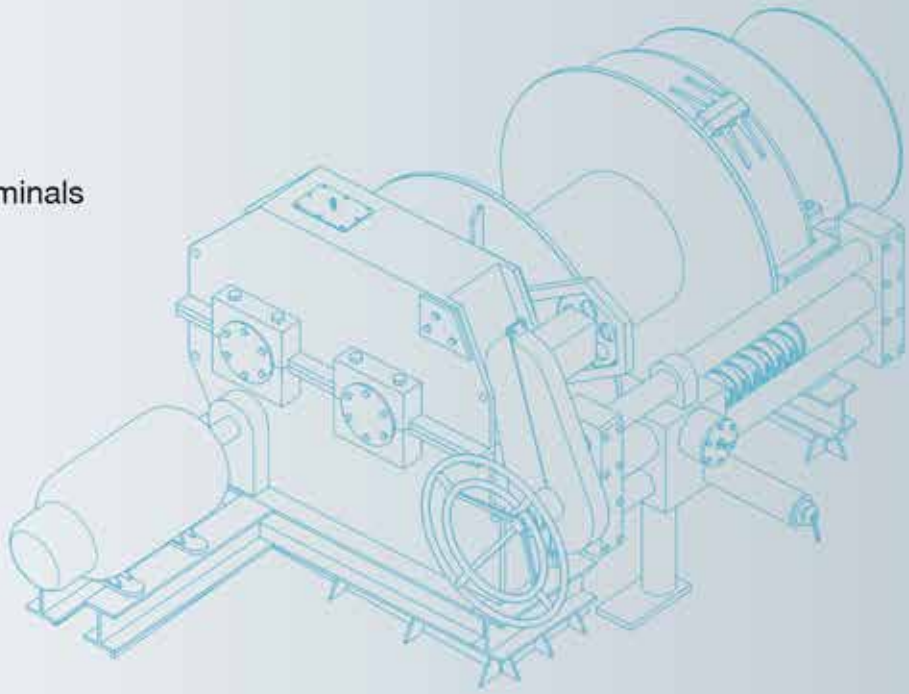

Power Capacitor

- Conforms standards: IEC 60831-1:2014
- Wide Voltage Range: 440, 480, 525
- Available from 1kVAR to 50kVAR

Standard Duty

- Over current withstand capacity: 1.3 times of rated current
- In-rush current: 150xIn
- Temperature: -25°C to + 55°C
- Operating hours: up to 100,000

kVAR Rating - 440V	Reference	MRP (₹) Per kVAR	MOQ
1	CSCAPSD001440	450	36N
2.5	CSCAPSD025440		
3	CSCAPSD003440		50N
4	CSCAPSD004440		
5	CSCAPSD005440		16N
7.5	CSCAPSD075440		
10	CSCAPSD10440	340	
12.5	CSCAPSD125440		
15	CSCAPSD15440		9N
20	CSCAPSD20440		
25	CSCAPSD25440		
30	CSCAPSD30440		
40	CSCAPSD40440		8N
50	CSCAPSD50440		

Heavy Duty

- Over current withstand capacity: 2.0 times of rated current
- In-rush current: 300xIn
- Temperature: -25°C to + 70°C
- Operating hours: up to 150,000

kVAR Rating - 480V	Reference	MRP (₹) Per kVAR	MOQ
1	CSCAPHD001480	590	36N
2.5	CSCAPHD025480		
3	CSCAPHD003480		50N
4	CSCAPHD004480		
5	CSCAPHD005480		16N
7.5	CSCAPHD075480		
10	CSCAPHD10480	540	
12.5	CSCAPHD125480		
15	CSCAPHD15480		9N
20	CSCAPHD20480	500	
25	CSCAPHD25480		
30	CSCAPHD30480		
40	CSCAPHD40480		8N
50	CSCAPHD50480		

Power Capacitor

Super Heavy Duty

- Over current withstand capacity: 2.5 times of rated current
- In-rush current: 500xIn
- Temperature: up to 80°C
- Operating hours: up to 200,000

kVAR Rating - 525V	Reference	MRP (₹) Per kVAR	MOQ
1	CSCAPSHD001525	710	36N
2.5	CSCAPSHD025525		
3	CSCAPSHD003525		50N
4	CSCAPSHD004525		
5	CSCAPSHD005525		16N
7.5	CSCAPSHD075525		
10	CSCAPSHD10525	600	
12.5	CSCAPSHD125525		
15	CSCAPSHD15525		9N
20	CSCAPSHD20525	560	
25	CSCAPSHD25525		
30	CSCAPSHD30525		
33.1	CSCAPSHD331525		
40	CSCAPSHD40525		8N
50	CSCAPSHD50525		

Power Capacitor - Ordering Information

CSCAP | **SD** | **001** | **440**

Capacitor

SD	Standard Duty
HD	Heavy Duty
SHD	Super Heavy Duty

001	1kVAr
025	2.5kVAr
003	3kVAr
004	4kVAr
005	5kVAr
075	7.5kVAr
10	10kVAr
125	12.5kVAr
15	15kVAr
20	20kVAr
25	25kVAr
30	30kVAr
331****	33.1kVAr
40	40kVAr
50	50kVAr

440*	- 440V
480**	- 480V
525***	- 525V

NOTE:

* is only available for SD

** is only available for HD

*** is only available for SHD

**** is only available for SHD

GO TO CONTENTS PAGE

C&S electric

MITIGATE YOUR POWER QUALITY ISSUES

New



APF
Reduce Network losses
Reduce Hazardous & failure



AVG
Improved Power Factor
Enhanced capacity utilization
Optimised voltage stability

Reactor
Eliminates Harmonic Amplification
Reduce overheating of Transformer
Prolonged power factor capacity

APFCR
Provides fast & precise switching
Available for both contactor & thyristor switching
RS485 Module RTU Protocol

TSM
Save operational cost.
High accuracy
Eliminates inrush current.

Power Factor controller for Capacitor Switching

Single CT-Sensing

Features

- 6/8/12 Conventional (Contactor switching) Power Factor Controller
- Protection & Indication of abnormal condition such as over/under compensation, over Voltage, over/under Current etc.
- Wide range of CT ratio & Target PF Selection
- Automatic C/K Setup Mode.
- Indication of Active bank through LED's
- Selection of various wiring scheme

Description	Reference	HSN Code	MRP (₹)
Single CT Input Controller (LED based)			
6 Stage APFC Controller with Single CT Input	CSPF-100-R06-110	85381010	18040
8 Stage APFC Controller with Single CT Input	CSPF-100-R08-110	85381010	21370
12 Stage APFC Controller with Single CT Input	CSPF-100-R12-110	85381010	24390
Single CT Input Controller (LCD based)			
6 Stage APFC Controller with Single CT Input	CSPF-200-R06-220	85381010	24050
8 Stage APFC Controller with Single CT Input	CSPF-200-R08-220	85381010	26350
12 Stage APFC Controller with Single CT Input	CSPF-200-R12-220	85381010	28840

Three CT-Sensing

Features

- Configurable Alarm Settings for Voltage / Current / THD
- Auto CT Polarity detection.
- Auto Aging Detection & Correction of Capacitor Value.
- 6, 8 & 12 steps.
- Under compensation alarm (optional).
- User selection of Auto / Manual / Off individual of Capacitor mode.
- ModBus - RTU communication

Reference	Description	Steps	HSN Code	MRP (₹)	Std. Pkg. (Nos.)
CS3PFC-96-R6	Controller for Capacitor switching with 3P-3CT	6	8538	27860	1
CS3PFC-96-R8		8	8538	30550	
CS3PFC-96-R12		12	8538	41930	
CS3PFC-96-R6-C	Controller for Capacitor switching with 3P-3CT, RS485, Alarm contact	6	8538	28780	1
CS3PFC-96-R8-C		8	8538	31470	
CS3PFC96-R12-C		12	8538	45540	

Power Factor Controller For Capacitor & Shunt Reactor Switching

Features

- APFC Relay
- CT Sensing
- Built in MFM with PF controller LCD display
- Leading PF compensation using shunt reactor
- CT Polarity Auto Correction % THD upto 31st harmonics
- Alarms: Under / Over compensation, High voltage, THD-I, THD-V,
- FAN Output (optional)
- Sizes upto 8,12,16 Relay
- RS 485 Modbus RTU Protocol
- Available for both contactor and thyristor switching

Reference	Description	Steps	HSN Code	MRP (₹)	Std. Pkg. (Nos.)
CS3PFCR-144-R8	Controller for Capacitor & Shunt Reactor switching with 3P-3CT	8	8538	35830	1
CS3PFCR-144-R12		12	8538	42780	
CS3PFCR-144-R16		16	8538	42410	
CS3PFCR-144-R8-C	Controller for Capacitor & Shunt Reactor switching with 3P-3CT , RS485, Alarm	8	8538	40220	1
CS3PFCR-144-R12-C		12	8538	47540	
CS3PFCR-144-R16-C		16	8538	59970	

DETUNED REACTOR (HD REACTOR, 7% IPOO)

kVAR rating	Reference (Aluminium)	MRP (₹)	Reference (Copper)	MRP (₹)	HSN Code	Std. Pkg. (Nos.)
5KVAr	CSR7AL5	POR	CSR7CU5	POR	8504	1
10KVAr	CSR7AL10		CSR7CU10		8504	
12.5KVAr	CSR7AL12.5		CSR7CU12.5		8504	
15KVAr	CSR7AL15		CSR7CU15		8504	
20KVAr	CSR7AL20		CSR7CU20		8504	
25KVAr	CSR7AL25		CSR7CU25		8504	
30KVAr	CSR7AL30		CSR7CU50		8504	
50KVAr	CSR7AL50		CSR7CU100		8504	
100KVAr	CSR7AL100		-		8504	

THYRISTOR SWITCHING MODULE

rating	1800		2200		MRP (₹)	HSN Code	Std. Pkg. (Nos.)
	440V	690	440V	690			
	Reference	Reference	Reference	Reference			
5kVAr	CSTM1805440	CSTM1805690	CSTM2205440	CSTM2205690	POR	8504	1
10kVAr	CSTM1810440	CSTM1810690	CSTM2210440	CSTM2210690		8504	
15kVAr	CSTM1815440	CSTM1815690	CSTM2215440	CSTM2215690		8504	
25kVAr	CSTM1825440	CSTM1825690	CSTM2225440	CSTM2225690		8504	
50kVAr	CSTM1850440	CSTM1850690	CSTM2250440	CSTM2250690		8504	
75kVAr	CSTM1875440	CSTM1875690	CSTM2275440	CSTM2275690		8504	
100kVAr	CSTM18100440	CSTM18100690	CSTM22100440	CSTM22100690		8504	

AVG

Features

- Range up to 100kVAr (10kVAr /30kVAr /50kVAr/75kVAr/ 100kVAr)
- Harmonic capacity is restricted to 50% of the overall capacity
- Leading and Lagging reactive power compensation
- Modular solution for future expansion

Active VAR Generator - Rack mountable

AVG Rating	Reference	MRP (₹)	HSN Code	Std. Pkg. (Nos.)
10KVAr 3P/4W AVG, IP20	CSAVG10	POR	8504	1
30KVAr 3P/4W AVG, IP20	CSAVG30		8504	
50KVAr 3P/4W AVG, IP20	CSAVG50		8504	
75KVAr 3P/4W AVG, IP20	CSAVG75		8504	
100KVAr 3P/4W AVG, IP20	CSAVG100		8504	
150KVAr 3P/4W AVG, IP20	CSAVG150		8504	

Active VAR Generator - Wall mountable

AVG Rating	Reference	MRP (₹)	HSN Code	Std. Pkg. (Nos.)
10KVAr 3P/4W AVG, IP20	CSAVG10W	POR	8504	1
30KVAr 3P/4W AVG, IP20	CSAVG30W		8504	
50KVAr 3P/4W AVG, IP20	CSAVG50W		8504	
75KVAr 3P/4W AVG, IP20	CSAVG75W		8504	
100KVAr 3P/4W AVG, IP20	CSAVG100W		8504	
150KVAr 3P/4W AVG, IP20	CSAVG150W		8504	

APF

Features

- Stepless Reactive Power Compensation
- Response Time <10ms
- Improved power factor up to unity
- Compliance with Harmonic Regulations

NOTE:

1. In case of Rack mountable, HMI is mandatory and it shall be ordered separately.
2. One HMI can communicate and integrate with up to 12 Nos. of modules in single cabinet.
3. 7" HMI is to be mounted in the panel door.

Active Power Filter - Rack mountable

Product Descriptions	Reference	MRP (₹)	HSN Code	Std. Pkg. (Nos.)
30A 3P/4W APF, IP-20	CSAPF15A	POR	8504	1
50A 3P/4W APF, IP-20	CSAPF50A		8504	
75A 3P/4W APF, IP-20	CSAPF75A		8504	
100A 3P/4W APF, IP-20	CSAPF100A		8504	
150A 3P/4W APF, IP-20	CSAPF150A		8504	
200A 3P/4W APF, IP-20	CSAPF200A		8504	
HMI : 7" Colored Touch screen HMI	CSAVGHMI7	POR	8504	1

NOTE:

1. In case of Wall mountable, HMI is mounted on respective module itself.

Active Power Filter - Wall mountable

Product Descriptions	Reference	MRP (₹)	HSN Code	Std. Pkg. (Nos.)
30A 3P/4W APF, IP-20	CSAPF15AW	POR	8504	1
50A 3P/4W APF, IP-20	CSAPF50AW		8504	
75A 3P/4W APF, IP-20	CSAPF75AW		8504	
100A 3P/4W APF, IP-20	CSAPF100AW		8504	
150A 3P/4W APF, IP-20	CSAPF150AW		8504	
200A 3P/4W APF, IP-20	CSAPF200AW		8504	
HMI : 7" Colored Touch screen HMI	CSAVGHMI7W	POR	8504	1

EOR
ELECTRONIC OVERLOAD RELAY
'Solution for Precise Protection'

Upgraded Defence
- Protections Offered: Thermal Overload, Phase Unbalance*, Phase Loss*, Under Load / Dry Run, Phase Reverse*, Locked Rotor.

Diversified Selection
- Selectable Trip Class, Nominal Current, Under Load, Auto / Manual Reset Mode.
- 3Ø & 1Ø Models.

Superior Design
- Operational at High Temperature with low power consumption
- Built in CTs & Compatibility with various types of Loads

Revamped Safety
- Individual Fault LED helps quick fault annunciation
- Lockout Mode ensures absolute safety

*For MRP & other details please contact to nearest Branch Office.

CSPMC 4.0
- Integrated metering, protection, control and communication
- Voltage & Current based protection
- Unique Modular Design on 35mm DIN Rail mounting
- Display module for local monitoring and configuration
- Detailed operating, service and diagnostic data
- Remote monitoring and control over communication
- Different Start control mode Aux Supply: 90-264V AC/DC
- Pluggable terminals easy to install and maintenance
- Overall dimension - Display module (HxWxD): 70x100x38mm
- Main module (HxWxD): 112x67.5x78mm

*For MRP & other details please contact to nearest Branch Office.

ARCPRO V1

ARC Protection Relay

Arc Protection Solution

- High speed arc fault detection with a state of the art of electronics in association with special optical fibres and sensors.
- High Speed Arc detection time (<2msec)
- Four Point sensor inputs
- One Line sensor input
- Five Zones configuration with sensor input and DO output
- ARC detection and recording with date and time stamp
- Compact and slim in size
- Continuous Arc sensor health supervision & Alarm output
- Self-supervision with alarm Contact
- Fault record with Date & Time stamp
- Wide range Aux supply suitable for AC/DC
- Interactive HMI with USB Plug & Play Support

*For MRP & other details please contact to nearest Branch Office.



Electronic Motor Protection Relay

Models

mPRO200, mPRO100, mPRO90, mPRO 50

Protection

Overload/Phase loss/Locked rotor/Stall/Phase reversal/Current unbalance/Short circuit/ Under current/Earth fault (Residual/CBCT) Over temperature, external fault

Features

- Din mount Base & Door mount LCD Display
- High Accurate Compact Multi Protection LV Protection Relay
- Trip Class Selection from 5 to 60
- Can be use in Inverter Circuit (20~200Hz)
- Last 5 fault records / Motor Run hour
- Option Modbus on RS485 or 4~20 mA analog output
- Last 3 START / STOP record
- DI / DO Matrix programmability
- Multiple Reset functions

mPRO200

Description	Reference	Current Range (A)	HSN Code	MRP (₹)
MPRO-200, Rated current range (5-60A), with internal residual calculation, Aux supply (190-260V AC)	MPRO-200-60-E-00-H-V2	5.0~60	85364900	27780
MPRO-200, Rated current range (1-5A), with internal residual calculation, Aux supply (190-260V AC)	MPRO-200-05-E-00-H-V2	1.0~5.0	85364900	27780
MPRO-200, Rated current range (5-60A), with internal residual calculation, Aux supply (100-160V AC)	MPRO-200-60-E-00-L-V2	5.0~60	85364900	27780
MPRO-200, Rated current range (1-5A), with internal residual calculation, Aux supply (100-160V AC)	MPRO-200-05-E-00-L-V2	1.0~5.0	85364900	27780
MPRO-200, Rated current range (1-5A), with internal residual calculation, 4-20mA output + DI, Aux supply (190-260V AC)	MPRO-200-05-E-A0-H-V2	1.0~5.0	85364900	34730
MPRO-200, Rated current range (1-5A), with internal residual calculation, 4-20mA output + DI, Aux supply (100-160V AC)	MPRO-200-05-E-A0-L-V2	1.0~5.0	85364900	34730
MPRO-200, Rated current range (1-5A), with internal residual calculation, MODBUS RS485+DI, Aux supply (190-260V AC)	MPRO-200-05-E-C0-H-V2	1.0~5.0	85364900	34730
MPRO-200, Rated current range (1-5A), with internal residual calculation, MODBUS RS485+DI, Aux supply (100-160V AC)	MPRO-200-05-E-C0-L-V2	1.0~5.0	85364900	34730
MPRO-200, Rated current range (1-5A), with external CBCT Circular ID=57mm, Plastic casing, Aux Supply (190-260V AC)	MPRO-200-05-Z55-00-H-V2	1.0~5.0	85364900	36460
MPRO-200, Rated current range (1-5A), with external CBCT Circular ID=57mm, Plastic casing, Aux Supply (100-160V AC)	MPRO-200-05-Z55-00-L-V2	1.0~5.0	85364900	36460
MPRO-200, Rated current range (1-5A), with external CBCT Circular ID=57mm, Plastic casing, 4-20mA output + DI, Aux Supply (190-260V AC)	MPRO-200-05-Z55-A0-L-C1-V2	1.0~5.0	85364900	69430
MPRO-200, Rated current range (1-5A), with external CBCT Circular ID=57mm, Plastic casing, 4-20mA output + DI, Aux Supply (100-160V AC)	MPRO-200-05-Z55-A0-L-V2	1.0~5.0	85364900	50360
MPRO-200, Rated current range (1-5A), with external CBCT Circular ID=57mm, Plastic casing, 4-20mA output + DI, Aux Supply (190-260V AC)	MPRO-200-05-Z55-A0-H-V2	1.0~5.0	85364900	50360
MPRO-200, Rated current range (1-5A), with external CBCT Circular ID=57mm, Plastic casing, MODBUS RS485 + DI, Aux Supply (100-160V AC)	MPRO-200-05-Z55-C0-L-V2	1.0~5.0	85364900	50360
MPRO-200, Rated current range (5-60A), with internal residual calculation, 4-20mA output + DI, Aux supply (100-160V AC)	MPRO-200-60-E-A0-L-V2	5.0~60	85364900	34730
MPRO-200, Rated current range (5-60A), with internal residual calculation, 4-20mA output + DI, Aux supply (190-260V AC)	MPRO-200-60-E-A0-H-V2	5.0~60	85364900	34730
MPRO-200, Rated current range (5-60A), with internal residual calculation or external CBCT (field selectable), Aux Supply (85-300V AC/DC)	MPRO-200-60-EZ-00-W-V2	5.0~60	85364900	69430
MPRO-200, Rated current range (5-60A), with internal residual calculation or external CBCT (field selectable), MODBUS RS485, Aux Supply (85-300V AC/DC)	MPRO-200-60-EZ-R0-W-V2	5.0~60	85364900	69430
MPRO-200, Rated current range (5-60A), with internal residual calculation, MODBUS RS485 + DI, Aux supply (190-260V AC)	MPRO-200-60-E-C0-H-V2	5.0~60	85364900	34730
MPRO-200, Rated current range (5-60A), with external CBCT Circular ID=57mm, Plastic casing, 4-20mA output + DI, Aux supply (100-160V AC)	MPRO-200-60-Z55-A0-L-C1-V2	5.0~60	85364900	69430
MPRO-200, Rated current range (5-60A), with external CBCT Circular ID=57mm Plastic casing, 4-20mA + DI, Aux supply (100-160V AC)	MPRO-200-60-Z55-A0-L-V2	5.0~60	85364900	50360
MPRO-200, Rated current range (5-60A), with external CBCT Circular ID=57mm Plastic casing, 4-20mA + DI, Aux supply (190-260V AC)	MPRO-200-60-Z55-A0-H-V2	5.0~60	85364900	50360
MPRO-200, Rated current range (5-60A), with external CBCT Circular ID=57mm Plastic casing, Aux supply (190-260V AC)	MPRO-200-60-Z55-00-H-V2	5.0~60	85364900	36460
MPRO-200, Rated current range (5-60A), with external CBCT Circular ID=57mm Plastic casing, Aux supply (100-160V AC)	MPRO-200-60-Z55-00-L-V2	5.0~60	85364900	36460
MPRO-200, Rated current range (1-5A), with external CBCT Circular ID=92mm, Plastic casing, Aux Supply (190-260V AC)	MPRO-200-05-Z90-00-H-V2	1.0~5.0	85364900	44280
MPRO-200, Rated current range (1-5A), with external CBCT Circular ID=57mm Plastic casing, MODBUS RS485 + DI, Aux Supply (190-260V AC)	MPRO-200-05-Z55-C0-H-V2	1.0~5.0	85364900	50360

mPRO100

mPRO90

Description	Reference	Current Range (A)	HSN Code	MRP (₹)
MPRO-100, Rated current range (1-5A), with internal residual calculation, Aux Supply (190-260V AC)	MPRO-100-5-E-H-V2	1.0~5.0	85364900	25160
MPRO-100, Rated current range (1-5A), with internal residual calculation, Aux Supply (100-160V AC)	MPRO-100-5-E-L-V2	1.0~5.0	85364900	25160
MPRO-100, Rated current range (5-60A), with internal residual calculation, Aux Supply (190-260V AC)	MPRO-100-60-E-H-V2	5.0~60	85364900	25160
MPRO-100, Rated current range (5-60A), with internal residual calculation, Aux Supply (100-160V AC)	MPRO-100-60-E-L-V2	5.0~60	85364900	25160
MPRO-100, Rated current range (1-5A), with external CBCT circular, ID=57mm, plastic casing, Aux Supply (100-160V AC)	MPRO-100-5-Z55-L-V2	1.0~5.0	85364900	34730
MPRO-100, Rated current range (1-5A), with external CBCT circular, ID=70mm, plastic casing, Aux Supply (100-160V AC)	MPRO-100-5-Z70-L-V2	1.0~5.0	85364900	42540
MPRO-100, Rated current range (1-5A), with external CBCT circular, ID=92mm, plastic casing, Aux Supply (100-160V AC)	MPRO-100-5-Z90-L-V2	1.0~5.0	85364900	42540
MPRO-100, Rated current range (1-5A), with external CBCT circular, ID=120mm, plastic casing, Aux Supply (100-160V AC)	MPRO-100-5-Z120-L-V2	1.0~5.0	85364900	39930
MPRO-100, Rated current range (5-60A), with external CBCT circular, ID=57mm, plastic casing, Aux supply (100-160V AC)	MPRO-100-60-Z55-L-V2	5.0~60	85364900	34730
MPRO-100, Rated current range (5-60A), with external CBCT circular, ID=70mm, plastic casing, Aux supply (100-160V AC)	MPRO-100-60-Z70-L-V2	5.0~60	85364900	36460
MPRO-100, Rated current range (5-60A), with external CBCT circular, ID=92mm, plastic casing, Aux supply (100-160V AC)	MPRO-100-60-Z90-L-V2	5.0~60	85364900	38190
MPRO-100, Rated current range (5-60A), with external CBCT circular, ID=120mm, plastic casing, Aux supply (100-160V AC)	MPRO-100-60-Z120-L-V2	5.0~60	85364900	39930
MPRO-100, Rated current range (1-5A), with external CBCT circular, ID=57mm, plastic casing, Aux Supply (190-260V AC)	MPRO-100-5-Z55-H-V2	1.0~5.0	85364900	34730
MPRO-100, Rated current range (1-5A), with external CBCT Circular ID=70mm, Plastic casing, Aux Supply (190-260V AC)	MPRO-100-5-Z70-H-V2	1.0~5.0	85364900	36460
MPRO-100, Rated current range (1-5A), with external CBCT circular, ID=92 mm, plastic casing, Aux Supply (190-260V AC)	MPRO-100-5-Z90-H-V2	1.0~5.0	85364900	38190
MPRO-100, Rated current range (1-5A), with external CBCT Circular ID=120mm, Plastic casing, Aux Supply (190-260V AC)	MPRO-100-5-Z120-H-V2	1.0~5.0	85364900	39930
MPRO-90, External CT1 Rated current Range (0.2-10A), with internal residual calculation	MPRO-90-CT1-E	0.2~10	85364900	15270
MPRO-90, External CT2 Rated current Range (0.8-25A), with internal residual calculation	MPRO-90-CT2-E	0.8~25	85364900	15270
MPRO-90, External CT3 Rated current Range (2-62.5A), with internal residual calculation	MPRO-90-CT3-E	2.0~62.5	85364900	16150
MPRO-90, External CT4 Rated current Range (4-125A), with internal residual calculation	MPRO-90-CT4-E	4.0~125	85364900	19110
MPRO-90, External CT5 Rated current Range (8-250A), with internal residual calculation	MPRO-90-CT5-E	8.0~250	85364900	24310
MPRO-90, External CT1 Rated current Range (0.2-10A), with internal residual calculation, Star-Delta	MPRO-90-CT1-E-SDT	0.2~10	85364900	32130
MPRO-90, External CT2 Rated current Range (0.8-25A), with internal residual calculation, Star-Delta	MPRO-90-CT2-E-SDT	0.8~25	85364900	32130
MPRO-90, External CT3 Rated current Range (2-62.5A), with internal residual calculation, Star-Delta	MPRO-90-CT3-E-SDT	2.0~62.5	85364900	32980
MPRO-90, External CT4 Rated current Range (4-125A), with internal residual calculation, star-Delta	MPRO-90-CT4-E-SDT	4.0~125	85364900	36460
MPRO-90, External CT5 Rated current Range (8-250A), with internal residual calculation, Star-Delta	MPRO-90-CT5-E-SDT	8.0~250	85364900	41690

ACCESSORIES

Description	Reference	HSN Code	MRP (₹)
Current Transformer Ratio 100/5A, Burden 5VA, Cl.1.0	3-CT-100/5	85043100	7180
Current Transformer Ratio 200/5A, Burden 5VA, Cl.1.0	3-CT-200/5	85043100	7180
Current Transformer Ratio 300/5A, Burden 5VA, Cl.1.0	3-CT-300/5	85043100	8950
Current Transformer Ratio 400/5A, Burden 5VA, Cl.1.0	3-CT-400/5	85043100	8950
Current Transformer Ratio 500/5A, Burden 5VA, Cl.1.0	3-CT-500/5	85043100	12670
Current Transformer Ratio 600/5A, Burden 5VA, Cl.1.0	3-CT-600/5	85043100	12670

ORDERING INFORMATION

mPRO-90

mPRO – 90 – xxx – x – xxx

Protection Model Series

External CT Selection
- CT1 : Rated current Range (0.2-10A)
- CT2 : Rated current Range (0.8-25.0A)
- CT3 : Rated current Range (2.0-62.5A)
- CT4 : Rated current Range (4.0-125A)
- CT5 : Rated current Range (8.0-250A)

Earth Fault
- E : with Internal Residual Calculation

- O : Basic version
- SDT : with In-built STAR-DELTA control

mPRO-100/200-V2

mPRO – XXX – X – X – X – X – V2

Protection Model Series
- 100 : with In-built LED display
- 200 : with Extended LCD display

Rated Current
- 60 : Rated current Range (5-60A)
- 5 : Rated current Range (1-5A)

Earth Fault
- E : with Internal Residual Calculation
- Z55 : with external CBCT - Circular, ID 57 mm (CBCT 55), Plastic casing
- Z70 : with external CBCT - Circular, ID 70 mm (CBCT 70), Plastic casing
- Z90 : with external CBCT - Circular, ID 92 mm (CBCT 90), Plastic casing
- Z120 : with external CBCT - Circular, ID 120 mm (CBCT120), Plastic casing

- 00 : NONE
- A0 : 4-20 mA Output + Digital Input
- 0T : PTC thermistor + Digital Input
- C0 : MODBUS RS485 + Digital Input
- AT : 4-20 mA Output + PTC thermistor + Digital Input
- CT : MODBUS RS485 + PTC thermistor + Digital Input

Auxiliary Supply
- L : 110V AC (100-160V AC)
- H : 220V AC (190-260V AC)

* CBCT Ordering Information (To be selected for mPRO-200-x-Z-x-x model)

CBCT SIZE
Z55 : Circular, ID 57 mm (CBCT 55), Plastic casing
Z70 : Circular, ID 70 mm (CBCT 70), Plastic casing
Z90 : Circular, ID 92 mm (CBCT 90), Plastic casing
Z120 : Circular, ID 120 mm (CBCT 120), Plastic casing

Electronic Motor Protection Relay - CSMP

Protection

Overload/Phase loss/Locked rotor/Phase reversal/Current unbalance/Short circuit/Under current/ Earth fault

Features

- Detachable Din mount Base & Door mount LED Display
- High Accurate Compact Multi Protection LV Protection Relay
- Trip Class Selection from 5 to 60
- Display of 3 phase RMS Current, % current unbalance
- Looping option is available for FHP motors
- Fault diagnostic by LED indication

Description	Reference	Current Range (A)	HSN Code	MRP (₹)
Relay CSMPA-80-3SR,80A,100-260VAC	CSMPA-80-3SR,80A,100-260VAC	16~80	85364900	
Relay CSMPA-40-3SR,40A,100-260VAC	CSMPA-40-3SR,40A,100-260VAC	8.0~40	85364900	
Relay CSMPA-40-3SR,20A,100-260VAC	CSMPA-40-3SR,20A,100-260VAC	4.0~20	85364900	
Relay CSMPA-22-3SR,22A,100-260VAC	CSMPA-22-3SR,22A,100-260VAC	4.4~22	85364900	
Relay CSMPA-22-3SR,5A,100-260VAC	CSMPA-22-3SR,5A,100-260VAC	1.0~5	85364900	
Relay CSMPA-22-3SR,1.5A,100-260VAC	CSMPA-22-3SR,1.5A,100-260VAC	0.3~1.5	85364900	
Relay CSMPM-06i-S (2a+1b) AC/DC85-260V 50/60Hz	CSMPM-06I-S(2A+1B)AC/DC85-260V 50/60HZ	0.5~6.0	85364900	
Relay CSMPM-06i-SE (2a+1b) AC/DC85-260V 50/60Hz	CSMPM-06I-SE(2A+1B)AC/DC85-260V 50/60HZ	0.5~6.0	85364900	
Relay CSMPM-06i-SI (2a+1b) AC/DC85-260V 50/60Hz	CSMPM-06I-SI(2A+1B)AC/DC85-260V 50/60HZ	0.5~6.0	85364900	
Relay CSMPM-06i-SM (2a+1b) AC/DC85-60V 50/60Hz	CSMPM-06I-SM(2A+1B)AC/DC85-60V 50/60HZ	0.5~6.0	85364900	
Relay CSMPM-06i-SZ (2a+1b) AC/DC85-260V 50/60Hz	CSMPM-06I-SZ(2A+1B)AC/DC85-260V 50/60HZ	0.5~6.0	85364900	
Relay CSMPM-06i-SZIA (2a+1b) AC/DC85-260V 50/60Hz	CSMPM-06I-SZIA(2A+1B)AC/DC85-260V50/60HZ	0.5~6.0	85364900	
Relay CSMPM-65i-S (2a+1b) AC/DC85-260V 50/60Hz	CSMPM-65I-S(2A+1B)AC/DC85-260V 50/60HZ	5.0~65	85364900	
Relay CSMPM-65i-SE (2a+1b) AC/DC85-260V 50/60Hz	CSMPM-65I-SE(2A+1B)AC/DC85-260V 50/60HZ	5.0~65	85364900	POR
Relay CSMPM-65i-SI (2a+1b) AC/DC85-260V 50/60Hz	CSMPM-65I-SI(2A+1B)AC/DC85-260V 50/60HZ	5.0~65	85364900	
Relay CSMPM-65i-SM (2a+1b) AC/DC85-260V 50/60Hz	CSMPM-65I-SM(2A+1B)AC/DC85-260V 50/60HZ	5.0~65	85364900	
Relay CSMPM-65i-SZ (2a+1b) AC/DC85-260V 50/60Hz	CSMPM-65I-SZ(2A+1B)AC/DC85-260V 50/60HZ	5.0~65	85364900	
IMC-IIIM4852MAC110V50/60Hz	IMC-III-M485-2-MAC110V50/60Hz	6 / 60	85364900	
Relay IMP-CNOAC/DC85-245V	IMP-C-NO AC/DC85-245V	10 / 100	85364900	
Relay IMP-CA420AC/DC85-245V	IMP-C-A420 AC/DC85-245V	10 / 100	85364900	
Relay IMP-C-M485-AC/DC 85-245-40/60	IMP-C-M485-AC/DC 85-245-40/60	10 / 100	85364900	
Relay CSMPA-60-T,6A,220VAC	CSMPA-60-T,6A,220VAC	0.5~6.0	85364900	
Relay CSMPA-60-T,60A,220VAC	CSMPA-60-T,60A,220VAC	5.0~60	85364900	
Relay CSMPA-60-T,60A,110VAC	CSMPA-60-T,60A,110VAC	s5.0~60	85364900	
Relay CSMPA-60-T,6A,110VAC	CSMPA-60-T,6A,110VAC	0.5~6.0	85364900	
Relay CSMPA-60-T,60A,415VAC	CSMPA-60-T,60A,415VAC	5.0~60	85364900	
Relay CSMPA-60-T,6A,415VAC	CSMPA-60-T,6A,415VAC	0.5~60	85364900	

ACCESSORIES

Description	Reference	HSN Code	MRP (₹)
Display Cable-1-1.15 m	ASSY.,(1-1.5)CSMPM	85381090	
Display Cable-4 m	ASSY.,(4M)CSMPM	85381090	
Z-CTD with ID=30mm	Z-CTD30	85043100	POR
Z-CTD with ID=50mm	Z-CTD50	85043100	
Z-CTD with ID=65mm	Z-CTD65	85043100	
Z-CTD with ID=80mm	Z-CTD80	85043100	

ELR - Earth Leakage Relay

Models
ELR 1.0, ELR 3.0

Protection & Features

- Monitors, Detects & Protects Power system from Earth Leakage Fault
- Wide range of Selectable Earth Leakage Current Setting
- Configurable Earth Leakage Trip time 0-30s
- LED indication for Earth Leakage Fault & Alarm indication
- Trip Circuit Failure Indication
- Last 10 Fault records with date & time
- CBCT measures the leakage current to the highest accuracy
- Flush / DIN Rail mountable based on model selection

ELR 1.0

ELR 3.0

Description	Reference		HSN Code	MRP (₹)
Earth Leakage Relay ELR1.0 protection series, LED display with panel front mounting, current range (30mA-3A), Aux Supply (85-280V AC / 95-280V DC), CBCT Type Circular, ID 120 mm with plastic casing	ELR1.0-S-03-W-C120	30mA~3A	85364900	10780
Earth Leakage Relay ELR1.0 protection series, LED display with panel front mounting, current range (30mA-3A), Aux Supply (85-280V AC / 95-280V DC), CBCT Type Circular, ID 150 mm Resin Cast	ELR1.0-S-03-W-C150	30mA~3A	85364900	16580
Earth Leakage Relay ELR1.0 protection series, LED display with panel front mounting, current range (30mA-3A), Aux Supply (85-280V AC / 95-280V DC), CBCT Type Circular, ID 200 mm Resin cast	ELR1.0-S-03-W-C200	30mA~3A	85364900	20720
Earth Leakage Relay ELR1.0 protection series, LED display with panel front mounting, current range (30mA-3A), Aux Supply (85-280V AC / 95-280V DC), CBCT Type Circular, ID 57 mm with plastic casing	ELR-1.0-S-03-W-C55	30mA~3A	85364900	8280
Earth Leakage Relay ELR1.0 protection series, LED display with panel front mounting, current range (30mA-3A), Aux Supply (85-280V AC / 95-280V DC), CBCT Type Circular, ID 70 mm with plastic casing	ELR-1.0-S-03-W-C70	30mA~3A	85364900	9120
Earth Leakage Relay ELR1.0 protection series, LED display with panel front mounting, current range (30mA-3A), Aux Supply (85-280V AC / 95-280V DC), CBCT Type Circular, ID 92 mm with plastic casing	ELR-1.0-S-03-W-C90	30mA~3A	85364900	9120
Earth Leakage Relay ELR1.0 protection series, LED display with front panel mounting Current Range (30mA-3A), Aux Supply (85-280V AC/95-280V DC), CBCT Rectangular type ID 300 x 80 (CCT 300) Resin cast	ELR1.0-S-03-W-R300	30mA~3A	85364900	24850
Earth Leakage Relay ELR1.0 protection series, LED display with panel front mounting, current range (300mA-12A), Aux Supply (85-280V AC / 95-280V DC), CBCT Type Circular, ID 92 mm with plastic casing	ELR-1.0-S-12-W-C120	30mA~3A	85364900	10780
Earth Leakage Relay ELR1.0 protection series, LED display with panel front mounting, current range (300mA-12A), Aux Supply (85-280V AC / 95-280V DC), CBCT Type Circular, ID 120 mm with plastic casing	ELR-1.0-S-12-W-C90	30mA~3A	85364900	9120
Earth Leakage Relay ELR3.0 protection series, LCD display with panel front mounting, current range (300mA-12A), Aux Supply (85-280V AC / 95-280V DC), CBCT Type Circular, ID 120 mm with plastic casing	ELR-3.0-L-03-W-C120	30mA~3A	85364900	20720

DG AMF / Synchronizing Controller

Models

EC2, EGA-250, EC-RXA, CD 2.0, CD 5.0

Protection & Features

- Display 3 Phase Mains Parameters: Voltage & Frequency
- Display of 3 Phase Generator Parameters: Voltage, Frequency, Speed, Run Hours
- Multi-genset Synchronizer & Load Share Unit
- Fault record with date & time stamp
- Event record with date & time stamp
- ATS / ATF / Remote Start Controller/ Engine Controller

Description	Reference	HSN Code	MRP (₹)
Relay EC2(VER1.10)	EC2(VER1.10)	85364900	34800
Relay EC-RXA_V2	EC-RXA_V2	85364900	21140
Relay EGA-250-0	EGA-250-0	85364900	24850
Relay EC2(VER 2.10)	EC2-V2.10	85364900	34800
AMF Relay CD2.0 with MPU	AMF RELAY CD2.0 WITH MPU	85364900	POR
AMF Relay CD 5.0	AMF Relay CD 5.0	85364900	
Relay DG Synchronizer Relay CD5.0 with RS485/Ethernet	DG SYNC RELAY CD5.0 RS485/ETHERNET	85364900	
Relay EGC-250-0	EGC-250-0	85364900	26530

Voltage & Current Monitoring Relay & Timer

Model

Voltage Monitoring, Current Monitoring & Timers

Protection & features

- 3 Phase Voltage Monitoring
- 1 Phase Current Monitoring
- ON / OFF Delay Timer

Description	Reference	HSN Code	MRP (₹)
ENYA series- Multifunction Timer,Up to 7 functions,7 time ranges,Wide input voltage range	E1Z1E1024-240VAC/DC VE10 (110204A)	85364900	POR
Monitoring relays - ENYA series, Voltage monitoring in 3- and 1-phase mains	E1YM400VS10 (1340405H)	85364900	
Monitoring relays - GAMMA series, AC/DC current monitoring in 1-phase mains	G2IM10AL20,24-240V (2390410)	85364900	
ENYA series-Multifunction Timer,Up to 7 functions,7 time ranges,Wide input voltage range	E1ZM10 12-240VAC/DC	85364900	
Monitoring relays - ENYA series, Tripping unit for temperature monitoring	E3TF01 230VAC	85364900	
Monitoring relays - ENYA series - AC/DC current monitoring in 1-phase mains	E3IM10AL20,230VAC (1341200)	85364900	
ENYA series, Timers - Multifunctional,Up to 7 functions,7 time ranges,Wide input voltage range	E1ZMQ10,24-240VAC/DC	85364900	
ENYA series- Timers - Asymmetric flasher	E1ZI10 12-240VAC/DC	85364900	
Monitoring relays - GAMMA series,Voltage monitoring in 3-phase mains	G2PM690VSY20	85364900	
Monitoring relays - GAMMA series, Voltage monitoring in 3-phase mains	G2PM400VSY20(2390504)	85364900	
Monitoring relays - GAMMA series,a.c./d.c. current monitoring in 1-phase mains	G2IM5AL20,24-240V	85364900	
Monitoring relays - GAMMA series, a.c./d.c. current monitoring in 1-phase mains	G2IM10AL20 24-240V AC/DC	85364900	
Monitoring Relays-TR Series	TR2-400VAC(282117)	85364900	

CSTSM-WD (Wired Temperature Sensor)

- Wide ambient temperature monitoring range: 0°C to 200°C
- Supports up to 6 temperature sensors with a single main module
- Temperature accuracy upto + 3°C
- Relay is capable of supervising both Alarm and trip condition.
- ADD-ON display module for Temperature monitoring
- RS-485 port for SCADA Communication
- Over Temperature Trip Fault Record with Date & Time stamp
- Two Potential free Digital outputs (Relay ON / OFF)
- Two User configurable Digital inputs
- Supply voltage: 18-60V DC
- 12x2 Alpha numeric bright display
- LED indication for Temperature Trip and Temperature Alarm.
  - 1 LED for TRIP on fault
  - 1 LINK LED for communication link between Base & display indication.
  - 1 ALARM LED for over temperature indication.
- Power Consumption: 6VA

*For MRP & other details please contact to nearest Branch Office.

CSTSM-WL (Wireless Temperature Sensor)

- Wide ambient temperature monitoring range: -20°C to 145°C
- Supports up to 50 thermal nodes with a single receiver
- Temperature accuracy upto 0.2°C
- Battery-less thermal nodes with energy harvesting at 20A of current for temperature monitoring
- RS-485 Modbus port for SCADA integration
- Front USB communication for PC / Laptop Interface
- Over-temperature trip fault recording with date and time stamp
- Power consumption: 6VA
- Two potential-free Digital outputs (Relay ON / OFF)
- Two user-configurable Digital inputs
- Receiver supply voltage: 18-60V DC / 500mA
- LED indicators for Temperature Trip and Temperature Alarm
- LED indicator for Trip on fault
- Alarm LED for Over-Temperature indication

*For MRP & other details please contact to nearest Branch Office.

ORDERING INFORMATION

CSTSM	WD	-	XX	-	X	-	XX	-	XX

DISPLAY MODULE
DN : Without Display module
DB : With 12x2 Basic Display module

AUXILIARY SUPPLY
L : 18 - 60V DC
W : 90 - 264V AC/DC

LENGTH OF SENSOR	
01	One Meter
02	Two Meter
03	Three Meter
04	Four Meter
05	Five Meter

NO. OF SENSOR	
01	One Number
02	Two Number
03	Three Number
04	Four Number
05	Five Number
06	Six Number

Example : CSTSM-WD-DB-W-03-06

GO TO CONTENTS PAGE

C&S electric

Final Power Distribution Components

Miniature Circuit Breakers ■ Residual Current Circuit Breakers
RCBOs ■ Isolators ■ MCB Type Changeover Switches ■ ACCLs
Distribution Boards ■ Smart Distribution Boards ■ Cable End Boxes
Plugs & Socket DBs ■ MCB Enclosures

WiNtrip2 Miniature Circuit Breaker

Two stage easy snapping device for Din Rail Mounting

Bi-connect terminals for Cable and Busbar



B-Series

Lighting & Distribution with no Surge Current

[HSN Code: 8536]

Current rating (Amps.)	Product Code	MRP (₹)	Std. Pkg. (Nos.)
1 Pole			
6	CSMBS1B6	390	12
10	CSMBS1B10	390	
16	CSMBS1B16	390	
20	CSMBS1B20	390	
25	CSMBS1B25	390	
32	CSMBS1B32	390	
40	CSMBS1B40	930	
50	⊠CSMBS1B50	1050	
63	CSMBS1B63	1050	

Current rating (Amps.)	Product Code	MRP (₹)	Std. Pkg. (Nos.)
3 Pole			
6	CSMBS3B6	2190	4
10	CSMBS3B10	2190	
16	CSMBS3B16	2190	
20	CSMBS3B20	2190	
25	CSMBS3B25	2190	
32	CSMBS3B32	2190	
40	CSMBS3B40	3250	
50	⊠CSMBS3B50	3250	
63	CSMBS3B63	3250	

Current rating (Amps.)	Product Code	MRP (₹)	Std. Pkg. (Nos.)
1 Pole + N			
6	CSMBS1B6N	1320	6
10	CSMBS1B10N	1320	
16	CSMBS1B16N	1320	
20	CSMBS1B20N	1320	
25	CSMBS1B25N	1320	
32	CSMBS1B32N	1320	
40	CSMBS1B40N	1920	
50	⊠CSMBS1B50N	2160	
63	CSMBS1B63N	2160	

Current rating (Amps.)	Product Code	MRP (₹)	Std. Pkg. (Nos.)
3 Pole + N			
6	⊠CSMBS3B6N	2860	3
10	⊠CSMBS3B10N	2860	
16	CSMBS3B16N	2860	
20	⊠CSMBS3B20N	2860	
25	⊠CSMBS3B25N	2860	
32	CSMBS3B32N	2860	
40	CSMBS3B40N	3820	
50	⊠CSMBS3B50N	4230	
63	CSMBS3B63N	4230	

Current rating (Amps.)	Product Code	MRP (₹)	Std. Pkg. (Nos.)
2 Pole			
6	CSMBS2B6	1470	6
10	CSMBS2B10	1470	
16	CSMBS2B16	1470	
20	CSMBS2B20	1470	
25	CSMBS2B25	1470	
32	CSMBS2B32	1470	
40	CSMBS2B40	2050	
50	⊠CSMBS2B50	2390	
63	CSMBS2B63	2390	

Current rating (Amps.)	Product Code	MRP (₹)	Std. Pkg. (Nos.)
4 Pole			
6	⊠CSMBS4B6	3160	3
10	⊠CSMBS4B10	3160	
16	⊠CSMBS4B16	3160	
20	⊠CSMBS4B20	3160	
25	⊠CSMBS4B25	3160	
32	CSMBS4B32	3160	
40	CSMBS4B40	4140	
50	CSMBS4B50	4420	
63	CSMBS4B63	4420	

⊠Non Stockable item

WiNtrip2 Miniature Circuit Breaker

C-Series

Inductive load with surge current - Motor Circuit Applications

[HSN Code: 8536]

Current rating (Amps.)	Product Code	MRP (₹)	Std. Pkg. (Nos.)
1 Pole			
0.5	⊠CSMBS1C0.5	710	12
1	CSMBS1C1	710	
2	CSMBS1C2	710	
3	⊠CSMBS1C3	710	
4	CSMBS1C4	710	
5	⊠CSMBS1C5	710	
6	CSMBS1C6	410	
10	CSMBS1C10	410	
16	CSMBS1C 16	410	
20	CSMBS1C20	410	
25	CSMBS1C25	410	
32	CSMBS1C32	410	
40	CSMBS1C40	1010	
50	⊠CSMBS1C50	1060	
63	CSMBS1C63	1060	

Current rating (Amps.)	Product Code	MRP (₹)	Std. Pkg. (Nos.)
3 Pole			
0.5	⊠CSMBS3C0.5	2880	4
1	⊠CSMBS3C1	2880	
2	CSMBS3C2	2880	
3	⊠CSMBS3C3	2880	
4	⊠CSMBS3C4	2880	
5	CSMBS3C5	2880	
6	CSMBS3C6	2300	
10	CSMBS3C10	2300	
16	CSMBS3C16	2300	
20	CSMBS3C20	2300	
25	CSMBS3C25	2300	
32	CSMBS3C32	2300	
40	CSMBS3C40	3410	
50	CSMBS3C50	3560	
63	CSMBS3C63	3560	

Current rating (Amps.)	Product Code	MRP (₹)	Std. Pkg. (Nos.)
1 Pole + N			
0.5	CSMBS1C0.5N	1980	6
1	⊠CSMBS1C1N	1980	
2	⊠CSMBS1C2N	1980	
3	⊠CSMBS1C3N	1980	
4	CSMBS1C4N	1980	
5	CSMBS1C5N	1980	
6	⊠CSMBS1C6N	1400	
10	CSMBS1C10N	1400	
16	CSMBS1C16N	1400	
20	CSMBS1C20N	1400	
25	⊠CSMBS1C25N	1400	
32	CSMBS1C32N	1400	
40	⊠CSMBS1C40N	2030	
50	⊠CSMBS1C50N	2290	
63	CSMBS1C63N	2290	

Current rating (Amps.)	Product Code	MRP (₹)	Std. Pkg. (Nos.)
3 Pole + N			
0.5	CSMBS3C0.5N	3750	3
1	CSMBS3C1N	3750	
2	⊠CSMBS3C2N	3750	
3	CSMBS3C3N	3750	
4	CSMBS3C4N	3750	
5	CSMBS3C5N	3750	
6	CSMBS3C6N	2940	
10	⊠CSMBS3C10N	2940	
16	CSMBS3C16N	2940	
20	CSMBS3C20N	2940	
25	CSMBS3C25N	2940	
32	CSMBS3C32N	2940	
40	CSMBS3C40N	3990	
50	⊠CSMBS3C50N	4250	
63	CSMBS3C63N	4250	

Current rating (Amps.)	Product Code	MRP (₹)	Std. Pkg. (Nos.)
2 Pole			
0.5	CSMBS2C0.5	2040	6
1	⊠CSMBS2C1	2040	
2	CSMBS2C2	2040	
3	⊠CSMBS2C3	2040	
4	CSMBS2C4	2040	
5	CSMBS2C5	2040	
6	CSMBS2C6	1470	
10	CSMBS2C10	1470	
16	CSMBS2C16	1470	
20	CSMBS2C20	1470	
25	CSMBS2C25	1470	
32	CSMBS2C32	1470	
40	CSMBS2C40	2160	
50	⊠CSMBS2C50	2440	
63	CSMBS2C63	2440	

Current rating (Amps.)	Product Code	MRP (₹)	Std. Pkg. (Nos.)
4 Pole			
0.5	CSMBS4C0.5	3980	3
1	CSMBS4C1	3980	
2	⊠CSMBS4C2	3980	
3	CSMBS4C3	3980	
4	⊠CSMBS4C4	3980	
5	CSMBS4C5	3980	
6	CSMBS4C6	3250	
10	CSMBS4C10	3250	
16	CSMBS4C16	3250	
20	CSMBS4C20	3250	
25	CSMBS4C25	3250	
32	CSMBS4C32	3250	
40	CSMBS4C40	4460	
50	CSMBS4C50	4620	
63	CSMBS4C63	4620	

⊠Non Stockable item

WiNtrip2 Miniature Circuit Breaker

D-Series

High Inductive Load & High Inrush Current

[HSN Code: 8536]

Current rating (Amps.)	Product Code	MRP (₹)	Std. Pkg. (Nos.)
1 Pole			
0.5	CSMBS1D0.5	800	12
1	CSMBS1D1	800	
2	⊠CSMBS1D2	800	
3	CSMBS1D3	800	
4	CSMBS1D4	800	
5	CSMBS1D5	800	
6	⊠CSMBS1D6	660	
10	⊠CSMBS1D10	660	
16	⊠CSMBS1D16	660	
20	⊠CSMBS1D20	660	
25	⊠CSMBS1D25	660	
32	⊠CSMBS1D32	660	
40	CSMBS1D40	1110	
50	CSMBS1D50	1260	
63	CSMBS1D63	1260	

Current rating (Amps.)	Product Code	MRP (₹)	Std. Pkg. (Nos.)
3 Pole			
0.5	CSMBS3D0.5	3230	4
1	CSMBS3D1	3230	
2	CSMBS3D2	3230	
3	CSMBS3D3	3230	
4	CSMBS3D4	3230	
5	CSMBS3D5	3230	
6	⊠CSMBS3D6	2560	
10	CSMBS3D10	2560	
16	⊠CSMBS3D16	2560	
20	⊠CSMBS3D20	2560	
25	⊠CSMBS3D25	2560	
32	⊠CSMBS3D32	2560	
40	⊠CSMBS3D40	3850	
50	CSMBS3D50	3990	
63	⊠CSMBS3D63	3990	

1 Pole + N			
0.5	CSMBS1D0.5N	2030	6
1	CSMBS1D1N	2030	
2	CSMBS1D2N	2030	
3	CSMBS1D3N	2030	
4	CSMBS1D4N	2030	
5	CSMBS1D5N	2030	
6	CSMBS1D6N	1610	
10	CSMBS1D10N	1610	
16	CSMBS1D16N	1610	
20	CSMBS1D20N	1610	
25	CSMBS1D25N	1610	
32	⊠CSMBS1D32N	1610	
40	CSMBS1D40N	2390	
50	CSMBS1D50N	2560	
63	⊠CSMBS1D63N	2560	

3 Pole + N			
0.5	CSMBS3D0.5N	4150	3
1	CSMBS3D1N	4150	
2	CSMBS3D2N	4150	
3	CSMBS3D3N	4150	
4	CSMBS3D4N	4150	
5	CSMBS3D5N	4150	
6	CSMBS3D6N	3800	
10	CSMBS3D10N	3800	
16	⊠CSMBS3D16N	3800	
20	CSMBS3D20N	3800	
25	⊠CSMBS3D25N	3800	
32	⊠CSMBS3D32N	3800	
40	CSMBS3D40N	4190	
50	CSMBS3D50N	4400	
63	⊠CSMBS3D63N	4400	

2 Pole			
0.5	⊠CSMBS2D0.5	2160	6
1	CSMBS2D1	2160	
2	⊠CSMBS2D2	2160	
3	CSMBS2D3	2160	
4	⊠CSMBS2D4	2160	
5	CSMBS2D5	2160	
6	⊠CSMBS2D6	1710	
10	⊠CSMBS2D10	1710	
16	⊠CSMBS2D16	1710	
20	⊠CSMBS2D20	1710	
25	⊠CSMBS2D25	1710	
32	⊠CSMBS2D32	1710	
40	CSMBS2D40	2490	
50	CSMBS2D50	2600	
63	⊠CSMBS2D63	2600	

4 Pole			
0.5	CSMBS4D0.5	4250	3
1	CSMBS4D1	4250	
2	CSMBS4D2	4250	
3	CSMBS4D3	4250	
4	CSMBS4D4	4250	
5	CSMBS4D5	4250	
6	CSMBS4D6	3910	
10	CSMBS4D10	3910	
16	⊠CSMBS4D16	3910	
20	CSMBS4D20	3910	
25	CSMBS4D25	3910	
32	CSMBS4D32	3910	
40	⊠CSMBS4D40	4730	
50	CSMBS4D50	5210	
63	⊠CSMBS4D63	5210	

⊠Non Stockable item

WiNtrip2 Miniature Circuit Breaker

K-Series, 'C' Curve

IS/IEC 60947-2

Inductive load with surge current - Motor Circuit Applications

[HSN Code: 8536]

Current rating (Amps.)	Product Code	MRP (₹)	Std. Pkg. (Nos.)
1 Pole			
0.5	CSMBS1K0.5	830	12
1	CSMBS1K1	830	
2	CSMBS1K2	830	
3	CSMBS1K3	830	
4	CSMBS1K4	830	
5	CSMBS1K5	830	
6	CSMBS1K6	520	
10	CSMBS1K10	520	
16	CSMBS1K16	520	
20	CSMBS1K20	520	
25	CSMBS1K25	520	
32	CSMBS1K32	520	
40	CSMBS1K40	1170	
50	CSMBS1K50	1290	
63	CSMBS1K63	1290	

Current rating (Amps.)	Product Code	MRP (₹)	Std. Pkg. (Nos.)
3 Pole			
0.5	CSMBS3K0.5	3330	4
1	CSMBS3K1	3330	
2	CSMBS3K2	3330	
3	CSMBS3K3	3330	
4	CSMBS3K4	3330	
5	CSMBS3K5	3330	
6	CSMBS3K6	2750	
10	CSMBS3K10	2750	
16	CSMBS3K16	2750	
20	CSMBS3K20	2750	
25	CSMBS3K25	2750	
32	CSMBS3K32	2750	
40	CSMBS3K40	4000	
50	CSMBS3K50	4260	
63	CSMBS3K63	4260	

Current rating (Amps.)	Product Code	MRP (₹)	Std. Pkg. (Nos.)
1 Pole + N			
0.5	CSMBS1K0.5N	2270	6
1	CSMBS1K1N	2270	
2	CSMBS1K2N	2270	
3	CSMBS1K3N	2270	
4	CSMBS1K4N	2270	
5	CSMBS1K5N	2270	
6	CSMBS1K6N	1620	
10	CSMBS1K10N	1620	
16	CSMBS1K16N	1620	
20	CSMBS1K20N	1620	
25	CSMBS1K25N	1620	
32	CSMBS1K32N	1620	
40	CSMBS1K40N	2310	
50	CSMBS1K50N	2620	
63	CSMBS1K63N	2620	

Current rating (Amps.)	Product Code	MRP (₹)	Std. Pkg. (Nos.)
3 Pole + N			
0.5	CSMBS3K0.5N	4290	3
1	CSMBS3K1N	4290	
2	CSMBS3K2N	4290	
3	CSMBS3K3N	4290	
4	CSMBS3K4N	4290	
5	CSMBS3K5N	4290	
6	CSMBS3K6N	3490	
10	CSMBS3K10N	3490	
16	CSMBS3K16N	3490	
20	CSMBS3K20N	3490	
25	CSMBS3K25N	3490	
32	CSMBS3K32N	3490	
40	CSMBS3K40N	4700	
50	CSMBS3K50N	5050	
63	CSMBS3K63N	5050	

Current rating (Amps.)	Product Code	MRP (₹)	Std. Pkg. (Nos.)
2 Pole			
0.5	CSMBS2K0.5	2390	6
1	CSMBS2K1	2390	
2	CSMBS2K2	2390	
3	CSMBS2K3	2390	
4	CSMBS2K4	2390	
5	CSMBS2K5	2390	
6	CSMBS2K6	1720	
10	CSMBS2K10	1720	
16	CSMBS2K16	1720	
20	CSMBS2K20	1720	
25	CSMBS2K25	1720	
32	CSMBS2K32	1720	
40	CSMBS2K40	2560	
50	CSMBS2K50	2900	
63	CSMBS2K63	2900	

Current rating (Amps.)	Product Code	MRP (₹)	Std. Pkg. (Nos.)
4 Pole			
0.5	CSMBS4K0.5	4570	3
1	CSMBS4K1	4570	
2	CSMBS4K2	4570	
3	CSMBS4K3	4570	
4	CSMBS4K4	4570	
5	CSMBS4K5	4570	
6	CSMBS4K6	3890	
10	CSMBS4K10	3890	
16	CSMBS4K16	3890	
20	CSMBS4K20	3890	
25	CSMBS4K25	3890	
32	CSMBS4K32	3890	
40	CSMBS4K40	5200	
50	CSMBS4K50	5630	
63	CSMBS4K63	5630	

Note: K- Series 'B' Curve POR (for prices please contact the nearest branch office.)

⊠Non Stockable item

GO TO CONTENTS PAGE

C&S electric

TRIPLE PROTECTION
FOR EVERY HOME

WiNtrip2 Miniature Circuit Breaker

DC MCB-Series

[HSN Code: 8536]

Description	Current rating (Amps.)	Product Code	MRP (₹)	Std. Pkg. (Nos.)
1 Pole				
DC MCB SP 6A-250V	6	CSMBS1DC6-250	900	12
DC MCB SP 10A-250V	10	CSMBS1DC10-250	900	
DC MCB SP 16A-250V	16	CSMBS1DC16-250	900	
DC MCB SP 20A-250V	20	CSMBS1DC20-250	900	
DC MCB SP 25A-250V	25	CSMBS1DC25-250	900	
DC MCB SP 32A-250V	32	CSMBS1DC32-250	900	
DC MCB SP 40A-250V	40	CSMBS1DC40-250	1260	
Shorting link		SHMT8101	170	
2 Pole				
DC MCB DP 6A-500V	6	CSMBS2DC6-500	1920	6
DC MCB DP 10A-500V	10	CSMBS2DC10-500	1920	
DC MCB DP 16A-500V	16	CSMBS2DC16-500	1920	
DC MCB DP 20A-500V	20	CSMBS2DC20-500	1920	
DC MCB DP 25A-500V	25	CSMBS2DC25-500	1920	
DC MCB DP 32A-500V	32	CSMBS2DC32-500	1920	
DC MCB DP 40A-500V	40	CSMBS2DC40-500	2730	
Shorting link		SHMT8101	170	

DC MCB-Series

[HSN Code: 8536]

Current rating (Amps.)	Product Code	MRP (₹)	Std. Pkg. (Nos.)
1 Pole			
0.5	⊠CSMBS1DC0.5	940	12
1	⊠CSMBS1DC1	940	
2	⊠CSMBS1DC2	940	
3	CSMBS1DC3	940	
4	⊠CSMBS1DC4	940	
5	⊠CSMBS1DC5	940	
6	CSMBS1DC6	810	
10	⊠CSMBS1DC10	810	
16	⊠CSMBS1DC16	810	
20	⊠CSMBS1DC20	810	
25	⊠CSMBS1DC25	810	
32	⊠CSMBS1DC32	810	
40	⊠CSMBS1DC40	1130	
50	⊠CSMBS1DC50	1330	
63	⊠CSMBS1DC63	1330	

Current rating (Amps.)	Product Code	MRP (₹)	Std. Pkg. (Nos.)
2 Pole			
0.5	CSMBS2DC0.5	2230	6
1	CSMBS2DC1	2230	
2	⊠CSMBS2DC2	2230	
3	CSMBS2DC3	2230	
4	CSMBS2DC4	2230	
5	CSMBS2DC5	2230	
6	CSMBS2DC6	1720	
10	CSMBS2DC10	1720	
16	CSMBS2DC16	1720	
20	CSMBS2DC20	1720	
25	CSMBS2DC25	1720	
32	CSMBS2DC32	1720	
40	⊠CSMBS2DC40	2420	
50	⊠CSMBS2DC50	2720	
63	CSMBS2DC63	2720	

Accessories (Site fit-able)

[HSN Code: 8538]

Description	Product Code	Confirguration	Type of contact	Fitment	Module Size	Suitable MCB Rating (A)	MRP (₹)	Std. Pkg. (Nos.)
Auxilary Contact	CSMBAXSF1	1NO-1NC	Changeover	Right	9 mm	Wintrip2 0.5-63	1610	12
Auxilary Contact	CSMBAXSF2	2NO-2NC	Changeover	Right	9 mm	Wintrip2 0.5-63	1680	
Auxilary Contact	CSMBAXSF11	1NO-1NC	Potential free	Left	18 mm	Wintrip2 0.5-63	1610	6
Alarm Contact	CSMBALSF1	1 Changeover	Changeover	Right	9 mm	Wintrip2 0.5-63	1390	12
Shunt Trip	CSMBS012DCSF	-	-	Left	18 mm	Wintrip2 0.5-63	1920	6
Shunt Trip	CSMBS024DCSF	-	-	Left	18 mm	Wintrip2 0.5-63	1920	
Shunt Trip	CSMBS048DCSF	-	-	Left	18 mm	Wintrip2 0.5-63	1920	
Shunt Trip	CSMBS220ACSF	-	-	Left	18 mm	Wintrip2 0.5-63	1920	

⊠Non Stockable item

WiNtrip2 Isolator (IEC 60947-3)

[HSN Code: 8536]

Current rating (Amps.)	Product Code	MRP (₹)	Std. Pkg. (Nos.)
1 Pole			
25	CSMBS1SD25	570	12
40	CSMBS1SD40	750	
63	CSMBS1SD63	840	
80	CSMBS1SD80	940	
100	CSMBS1SD100	1100	
125	CSMBS1SD125	1270	

Current rating (Amps.)	Product Code	MRP (₹)	Std. Pkg. (Nos.)
3 Pole			
25	CSMBS3SD25	1800	4
40	CSMBS3SD40	2070	
63	CSMBS3SD63	2320	
80	CSMBS3SD80	2640	
100	CSMBS3SD100	2750	
125	CSMBS3SD125	2890	

Current rating (Amps.)	Product Code	MRP (₹)	Std. Pkg. (Nos.)
2 Pole			
25	CSMBS2SD25	950	6
40	CSMBS2SD40	1080	
63	CSMBS2SD63	1340	
80	CSMBS2SD80	1690	
100	CSMBS2SD100	1730	
125	CSMBS2SD125	1940	

Current rating (Amps.)	Product Code	MRP (₹)	Std. Pkg. (Nos.)
4 Pole			
25	CSMBS4SD25	1910	3
40	CSMBS4SD40	2370	
63	CSMBS4SD63	2600	
80	CSMBS4SD80	3210	
100	CSMBS4SD100	3250	
125	CSMBS4SD125	3580	

[HSN Code: 8536]

Current rating (Amps.)	Product Code	MRP (₹)	Std. Pkg. (Nos.)
1 Pole			
25	⊠CSMBS1ISO25	520	12
40	⊠CSMBS1ISO40	680	
63	⊠CSMBS1ISO63	770	
80	CSMBS1ISO80	POR	
100	⊠CSMBS1ISO100	POR	
125	⊠CSMBS1ISO125	POR	

Current rating (Amps.)	Product Code	MRP (₹)	Std. Pkg. (Nos.)
3 Pole			
25	CSMBS3ISO25	1600	4
40	CSMBS3ISO40	1830	
63	CSMBS3ISO63	2060	
80	⊠CSMBS3ISO80	POR	
100	CSMBS3ISO100	POR	
125	⊠CSMS3ISO125	POR	



Current rating (Amps.)	Product Code	MRP (₹)	Std. Pkg. (Nos.)
2 Pole			
25	CSMBS2ISO25	870	6
40	CSMBS2ISO40	950	
63	CSMBS2ISO63	1200	
80	⊠CSMBS2ISO80	POR	
100	CSMBS2ISO100	POR	
125	CSMBS2ISO125	POR	

Current rating (Amps.)	Product Code	MRP (₹)	Std. Pkg. (Nos.)
4 Pole			
25	⊠CSMBS4ISO25	1690	3
40	CSMBS4ISO40	2090	
63	CSMBS4ISO63	2310	
80	⊠CSMBS4ISO80	POR	
100	CSMBS4ISO100	POR	
125	CSMBS4ISO125	POR	

Higher Rating Miniature Circuit Breakers (IEC 60947-2)

[HSN Code: 8536]

Current rating (Amps.)	Product Code	MRP (₹)	Std. Pkg. (Nos.)
1 Pole			
80	CSMBH1C80	3770	8
100	CSMBH1C100	4220	
125	CSMBH1C125	4570	
2 Pole			
80	CSMBH2C80	8420	4
100	CSMBH2C100	9000	
125	☒CSMBH2C125	9900	

Current rating (Amps.)	Product Code	MRP (₹)	Std. Pkg. (Nos.)
3 Pole			
80	CSMBH3C80	13300	3
100	CSMBH3C100	14160	
125	CSMBH3C125	15730	
4 Pole			
80	CSMBH4C80	16930	2
100	CSMBH4C100	17660	
125	CSMBH4C125	19930	

Accessories (Site fit-able) [HSN Code: 8538]

Description	Product Code	Confirguration	Type of contact	Fitment	Module Size	Suitable MCB Rating (A)	MRP (₹)	Std. Pkg. (Nos.)
Auxilary Contact	CSMBAXHSF1	1NO-1NC	Changeover	Right	9 mm	Wintrip2 80-100	1740	12
Auxilary Contact	CSMBAXHSF2	2NO-2NC	Changeover	Right	9 mm	Wintrip2 80-100	1830	
Alarm Contact	CSMBALHSF1	1 Changeover	Changeover	Right	9 mm	Wintrip2 80-100	1740	
Shunt Trip	CSMBHS012DCSF	-	-	Left	18 mm	Wintrip2 80-100	2040	6
Shunt Trip	CSMBHS024DCSF	-	-	Left	18 mm	Wintrip2 80-100	2040	
Shunt Trip	CSMBHS048DCSF	-	-	Left	18 mm	Wintrip2 80-100	2040	
Shunt Trip	CSMBHS220ACSF	-	-	Left	18 mm	Wintrip2 80-100	2040	

WiNtrip MCB Type Changeover Switch

[HSN Code: 8536]

Description	Pole	Rating (Amps.)	Product Code	MRP (₹)	Std. Pkg. (Nos.)
2 Pole					
Two way centre OFF Changeover Switch	2	25	CSCOS2P25A	2800	6
Two way centre OFF Changeover Switch	2	40	CSCOS2P40A	4150	
Two way centre OFF Changeover Switch	2	63	CSCOS2P63A	4800	
4 Pole					
Two way centre OFF Changeover Switch	4	25	CSCOS4P25A	5300	3
Two way centre OFF Changeover Switch	4	40	CSCOS4P40A	7930	
Two way centre OFF Changeover Switch	4	63	CSCOS4P63A	8530	

SmartSol Mini MCB DP

[HSN Code: 8536]

Description	Current rating (Amps.)	Reference	MRP (₹)
DP "C" 6~32A Mini MCB with Enclosure	6~32	CSMBSS2C6~32☒	1120
SPN "C" 6~32A Mini MCB with Enclosure	6~32	CSMBSS1C6~32*N	1010

☒Non Stockable item

GO TO CONTENTS PAGE

C&S electric

WiNtrip2

RCBO

RCCB with Over-current Protection

CE RoHS COMPLIANT

- Range: 6~40A SPN (2 Module), 6~63A, 2P (4 Module) & 4P (8 Module)
- Standard IEC 60947-2 Annexure-B
- RoHS Compliance, conformity to EU ROHS Directive 2015/863/EU
- Ingress Protection: IP20
- Pad locking facility for maintenance and critical loads
- It can withstand abnormal heating and strong impact
- Humidity should not exceeding 50% at 40°C and not exceeding 90% at 25°C
- Pollution degree 2
- Installation class II or III
- Ambient operating temperature 30°C
- The 35 Sq. mm Terminal is designed to incorporate wires of bigger sizes

WiNtrip2 RCBO

RCCB with Over-current Protection

SPN (2 Module) [HSN Code: 8536]

Product Code	MRP (₹)	Std. Pkg. (Nos.)
30mA 10kA		
CSRCBOSPNC06A30-10KA	5860	5
CSRCBOSPNC10A30-10KA	5860	
CSRCBOSPNC16A30-10KA	5860	
CSRCBOSPNC20A30-10KA	5860	
CSRCBOSPNC25A30-10KA	5860	
CSRCBOSPNC32A30-10KA	5860	
CSRCBOSPNC40A30-10KA	5860	
100mA 10kA		
CSRCBOSPNC06A100-10KA	5970	5
CSRCBOSPNC10A100-10KA	5970	
CSRCBOSPNC16A100-10KA	5970	
CSRCBOSPNC20A100-10KA	5970	
CSRCBOSPNC25A100-10KA	5970	
CSRCBOSPNC32A100-10KA	5970	
CSRCBOSPNC40A100-10KA	5970	
300mA 10kA		
CSRCBOSPNC06A300-10KA	6060	5
CSRCBOSPNC10A300-10KA	6060	
CSRCBOSPNC16A300-10KA	6060	
CSRCBOSPNC20A300-10KA	6060	
CSRCBOSPNC25A300-10KA	6060	
CSRCBOSPNC32A300-10KA	6060	
CSRCBOSPNC40A300-10KA	6060	

2 Pole (4 Module) / **4 Pole (8 Module)** [HSN Code: 8536]

2 Pole (4 Module) Product Code	MRP (₹)	Std. Pkg. (Nos.)	4 Pole (8 Module) Product Code	MRP (₹)	Std. Pkg. (Nos.)
30mA 10kA			**30mA 10kA**		
CSRCBO2PC06A30-10KA	POR	4	CSRCBO4PC06A30-10KA	POR	2
CSRCBO2PC10A30-10KA			CSRCBO4PC10A30-10KA		
CSRCBO2PC16A30-10KA			CSRCBO4PC16A30-10KA		
CSRCBO2PC20A30-10KA			CSRCBO4PC20A30-10KA		
CSRCBO2PC25A30-10KA			CSRCBO4PC25A30-10KA		
CSRCBO2PC32A30-10KA			CSRCBO4PC32A30-10KA		
CSRCBO2PC40A30-10KA			CSRCBO4PC40A30-10KA		
CSRCBO2PC63A30-10KA			CSRCBO4PC63A30-10KA		
100mA 10kA			**100mA 10kA**		
CSRCBO2PC06A100-10KA	POR	4	CSRCBO4PC06A100-10KA	POR	2
CSRCBO2PC10A100-10KA			CSRCBO4PC10A100-10KA		
CSRCBO2PC16A100-10KA			CSRCBO4PC16A100-10KA		
CSRCBO2PC20A100-10KA			CSRCBO4PC20A100-10KA		
CSRCBO2PC25A100-10KA			CSRCBO4PC25A100-10KA		
CSRCBO2PC32A100-10KA			CSRCBO4PC32A100-10KA		
CSRCBO2PC40A100-10KA			CSRCBO4PC40A100-10KA		
CSRCBO2PC63A100-10KA			CSRCBO4PC63A100-10KA		
300mA 10kA			**300mA 10kA**		
CSRCBO2PC06A300-10KA	POR	4	CSRCBO4PC06A300-10KA	POR	2
CSRCBO2PC10A300-10KA			CSRCBO4PC10A300-10KA		
CSRCBO2PC16A300-10KA			CSRCBO4PC16A300-10KA		
CSRCBO2PC20A300-10KA			CSRCBO4PC20A300-10KA		
CSRCBO2PC25A300-10KA			CSRCBO4PC25A300-10KA		
CSRCBO2PC32A300-10KA			CSRCBO4PC32A300-10KA		
CSRCBO2PC40A300-10KA			CSRCBO4PC40A300-10KA		
CSRCBO2PC63A300-10KA			CSRCBO4PC63A300-10KA		

WiNtrip Residual Current Circuit Breaker

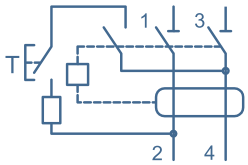

Test Button

Bi-connect Terminals

2 Pole, 30mA 10kA [HSN Code: 8536]

Current rating (Amps.)	Product Code	MRP (₹)	Std. Pkg. (Nos.)
10	CSRB2P10A30-10kA	5110	5
16	CSRB2P16A30-10kA	5110	
20	⊠CSRB2P20A30-10kA	5110	
25	CSRB2P25A30-10kA	5260	
32	CSRB2P32A30-10kA	5380	
40	CSRB2P40A30-10kA	5430	
63	CSRB2P63A30-10kA	7230	
80	⊠CSRB2P80A30-10kA	POR	
100	⊠CSRB2P100A30-10kA	POR	

2 Pole, 100mA 10kA [HSN Code: 8536]

Current rating (Amps.)	Product Code	MRP (₹)	Std. Pkg. (Nos.)
10	⊠CSRB2P10A100-10kA	5110	5
16	CSRB2P16A100-10kA	5110	
20	⊠CSRB2P20A100-10kA	5110	
25	CSRB2P25A100-10kA	5260	
32	CSRB2P32A100-10kA	5380	
40	CSRB2P40A100-10kA	5430	
63	CSRB2P63A100-10kA	7230	
80	CSRB2P80A100-10kA	POR	
100	⊠CSRB2P100A100-10kA	POR	

2 Pole, 300mA 10kA [HSN Code: 8536]

Current rating (Amps.)	Product Code	MRP (₹)	Std. Pkg. (Nos.)
10	CSRB2P10A300-10kA	5120	5
16	⊠CSRB2P16A300-10kA	5120	
20	CSRB2P20A300-10kA	5130	
25	CSRB2P25A300-10kA	5540	
32	⊠CSRB2P32A300-10kA	5610	
40	⊠CSRB2P40A300-10kA	5940	
63	⊠CSRB2P63A300-10kA	7440	
80	⊠CSRB2P80A300-10kA	POR	
100	CSRB2P100A300-10kA	POR	

⊠Non Stockable item

WiNtrip Residual Current Circuit Breaker

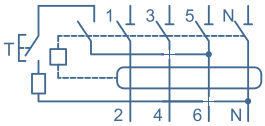

Test Button

Bi-connect Terminals

4 Pole, 30mA 10kA [HSN Code: 8536]

Current rating (Amps.)	Product Code	MRP (₹)	Std. Pkg. (Nos.)
10	⊠CSRB4P10A30-10kA	6530	4
16	CSRB4P16A30-10kA	6560	
20	⊠CSRB4P20A30-10kA	6620	
25	CSRB4P25A30-10kA	6960	
32	CSRB4P32A30-10kA	6970	
40	CSRB4P40A30-10kA	7130	
63	CSRB4P63A30-10kA	8090	
80	CSRB4P80A30-10kA	POR	
100	⊠CSRB4P100A30-10kA	POR	

4 Pole, 100mA 10kA [HSN Code: 8536]

Current rating (Amps.)	Product Code	MRP (₹)	Std. Pkg. (Nos.)
10	⊠CSRB4P10A100-10kA	6530	4
16	⊠CSRB4P16A100-10kA	6560	
20	CSRB4P20A100-10kA	6620	
25	CSRB4P25A100-10kA	6960	
32	CSRB4P32A100-10kA	6970	
40	CSRB4P40A100-10kA	7130	
63	CSRB4P63A100-10kA	8090	
80	CSRB4P80A100-10kA	POR	
100	CSRB4P100A100-10kA	POR	

4 Pole, 300mA 10kA [HSN Code: 8536]

Current rating (Amps.)	Product Code	MRP (₹)	Std. Pkg. (Nos.)
10	⊠CSRB4P10A300-10kA	6560	4
16	⊠CSRB4P16A300-10kA	6610	
20	CSRB4P20A300-10kA	6670	
25	⊠CSRB4P25A300-10kA	7280	
32	⊠CSRB4P32A300-10kA	7280	
40	CSRB4P40A300-10kA	7580	
63	CSRB4P63A300-10kA	8150	
80	⊠CSRB4P80A300-10kA	POR	
100	CSRB4P100A300-10kA	POR	

NOTE:

1. MCB in bulk packing are available on request.
2. The industrial MCB will have non-retail (NR) suffix in their part codes.
3. For MCB technical Data sheet, Dimesion details etc. please refer product catalogue or contact nearest Branch Office.

⊠Non Stockable item

GO TO CONTENTS PAGE

ACCL

Automatic Changeover with Current Limiter

- Complying to IEC 60947-6 & IEC 60947-3
- Utilization Category AC 32A
- Rating : Mains - 30A, DG - 0.5A~30A
- Individual LED for Mains & DG
- Quick Transfer Time
- Fault Annunciation
- Higher Electrical Life
- Low Blackout Time
- Din Rail Mounting
- Auto Reset Facility
- Can be used for New Installations as Well as for Retrofits

ACCL

[HSN Code: 8536]

Product Code	Mains Rating (Amps.)	Genset Rating (Amps.)	MRP (₹)
TCALSS005	30	0.5	5940
TCALSS010	30	1	5940
TCALSS015	30	1.5	5940
TCALSS025	30	2.5	5940
TCALSS030	30	3	5940
TCALSS040	30	4	5940
TCALSS050	30	5	5940
TCALSS060	30	6	5940
TCALSS080	30	8	5940
TCALSS090	30	9	5940
TCALSS100	30	10	5940
TCALSS150	30	15	5940
TCALSS200	30	20	5940
TCALSS250	30	25	5940
TCALSS300	30	30	5940

☒Non Stockable item

GO TO CONTENTS PAGE

C&S electric

EV Distribution Board



- INPUT VOLTAGE: 240V
- SOCKET CONNECTOR: 16AMP
- DETACHABLE GLAND PLATE
- CRCA SHEET
- POWDER COATED

- Dedicated Charging Infrastructure
- Efficient Power Distribution
- Electric Utilities
- Car Parking

*For MRP & other details, please contact nearest branch office



GO TO CONTENTS PAGE

C&S electric

Epitome

IP43 Distribution Boards

IoT

for Residential & industrial application

- Heavy duty Gasket to inhibit the entry of foreign particles
- Choice of multiple incomers as MCB/Isolator/RCCB
- Adequate wiring space
- Also available with lock & key mechanism for safety
- Real time data monitoring & seamless IOT Integration option available

EPiTOME IP43 Distribution Boards

[HSN Code: 8537]

Description	Product Code	No. of Modules (Incomer+Outgoing)	MRP (₹)
SPN Distribution Board			
SPN Double Door 04 Way IP43 DB	CSDBSPNPWXDD04	4	3020
SPN Double Door 06 Way IP43 DB	CSDBSPNPWXDD06	6	3540
SPN Double Door 08 Way IP43 DB	CSDBSPNPWXDD08	8	3820
SPN Double Door 10 Way IP43 DB	CSDBSPNPWXDD10	10	4610
SPN Double Door12 Way IP43 DB	CSDBSPNPWXDD12	12	4840
SPN Double Door 16 Way IP43 DB	CSDBSPNPWXDD16	16	6160
SPN Double Door 20 Way IP43 DB	CSDBSPNPWXDD20	20	8320
TPN Distribution Board			
TPNH Double Door 04 Way IP43 DB	CSDBTPNHPWXDD04	8+12	8150
TPNH Double Door 06 Way IP43 DB	CSDBTPNHPWXDD06	8+18	10170
TPNH Double Door 08 Way IP43 DB	CSDBTPNHPWXDD08	8+24	12640
TPNH Double Door 12 Way IP43 DB	CSDBTPNHPWXDD12	8+36	17140
TPNH Double Door 16 Way IP43 DB	CSDBTPNHPWXDD16	8+48	22330

☒ Non Stockable item

EPiTOME IP43 Distribution Boards

[HSN Code: 8537]

Description	Product Code	No. of Modules (Incomer+Outgoing)	MRP (₹)
PPI Vertical Distribution Board			
4 Way Double Door	CSDBTPNVPPIWXDD04	8+6+12	13430
6 Way Double Door	CSDBTPNVPPIWXDD06	8+6+18	14070
8 Way Double Door	CSDBTPNVPPIWXDD08	8+6+24	16120
12 Way Double Door	CSDBTPNVPPIWXDD12	8+6+36	20000
PPI Horizontal Distribution Board			
4 Way Double Door	CSDBTPNHPPIWXDD04	8+6+12	11670
6 Way Double Door	CSDBTPNHPPIWXDD06	8+6+18	13170
8 Way Double Door	CSDBTPNHPPIWXDD08	8+6+24	14990
12 Way Double Door	CSDBTPNHPPIWXDD12	8+6+36	18780
Description	**Product Code**	**No. of Modules (Incomer+Outgoing)**	**MRP (₹)**
VTPN Distribution Board (with provision for MCCB WiNbreak1 as incomer & WiNtrip2 MCB as outgoing)			
DB MCCB AS I/C 125A DD04 Way	CSDBMCCB125PWXDD04S	MCCB+12	21150
DB MCCB AS I/C 125A DD06 Way	CSDBMCCB125PWXDD06S	MCCB+18	22860
DB MCCB AS I/C 125A DD08 Way	CSDBMCCB125PWXDD08S	MCCB+24	23810
DB MCCB AS I/C 125A DD12 Way	CSDBMCCB125PWXDD12S	MCCB+36	32210
DB MCCB AS I/C 250A DD04 Way	CSDBMCCB250PWXDD04S	MCCB+12	25390
DB MCCB AS I/C 250A DD06 Way	CSDBMCCB250PWXDD06S	MCCB+18	29180
DB MCCB AS I/C 250A DD08 Way	CSDBMCCB250PWXDD08S	MCCB+24	33040
DB MCCB AS I/C 250A DD12 Way	CSDBMCCB250PWXDD12S	MCCB+36	41290
Description	**Product Code**	**No. of Modules (Incomer+Outgoing)**	**MRP (₹)**
VTPN Distribution Board (with WiNtrip2 MCB as Incoming & Outgoing)			
TPNV Double Door 04 Way IP43 DB	CSDBTPNVMCBWXDD04	8+12	14370
TPNV Double Door 06 Way IP43 DB	CSDBTPNVMCBWXDD06	8+18	16970
TPNV Double Door 08 Way IP43 DB	CSDBTPNVMCBWXDD08	8+24	19610
TPNV Double Door 12 Way IP43 DB	CSDBTPNVMCBWXDD12	8+36	25020

GO TO CONTENTS PAGE

C&S electric

Epitome

Distribution Boards

for Mivan Construction

Strong

Smart

Sleek

- IP43 Version-SPN-TPN
- Increased Sheet Thickness
- Low Depth -75mm
- Strong Gland Plates
- Option for real time data monitoring

EPiTOME IP43 Distribution Boards

Description	Product Code	No. of Modules (Incomer+Outgoing)	MRP (₹)
SPN Distribution Board			
SPN Double Door 04 Way IP43 DB	CSDBSPNMIVWXDD04	4	3770
SPN Double Door 08 Way IP43 DB	CSDBSPNMIVWXDD08	8	4780
SPN Double Door12 Way IP43 DB	CSDBSPNMIVWXDD12	12	6060
SPN Double Door 16 Way IP43 DB	CSDBSPNMIVWXDD16	16	7700
TPN Distribution Board			
TPNH Double Door 04 Way IP43 DB	CSDBTPNHMIVWXDD04	8+12	9560
TPNH Double Door 06 Way IP43 DB	CSDBTPNHMIVWXDD06	8+18	10560
TPNH Double Door 08 Way IP43 DB	CSDBTPNHMIVWXDD08	8+24	13090
TPNH Double Door 12 Way IP43 DB	CSDBTPNHMIVWXDD12	8+36	18150
Description	**Product Code**	**No. of Modules (Incomer+Outgoing)**	**MRP (₹)**
SPN TELEPHONE & TELEVISION SOCKET DISTRIBUTION BOARD	CSDBSPNMIVWXTVTELDD06	2+06	4840
	CSDBSPNMIVWXTVTELDD08	2+08	7210
	CSDBSPNMIVWXTVTELDD12	2+12	8540
	CSDBSPNMIVWXTVTELDD14	2+14	9570
TPN TELEPHONE & TELEVISION SOCKET DISTRIBUTION BOARD	CSDBTPNHMIVWXTVTELDD04	8+12	11880
	CSDBTPNHMIVWXTVTELDD06	8+18	13220
	CSDBTPNHMIVWXTVTELDD08	8+24	17700
	CSDBTPNHMIVWXTVTELDD12	8+36	20520

EPiC Distribution Board

[HSN Code: 8537]

Description	Product Code	Total Modules	MRP (₹)
SPN Distribution Board			
04 Way SPN Single Door	CSDBSPNPESD04	4	1430
06 Way SPN Single Door	CSDBSPNPESD06	6	1560
08 Way SPN Single Door	CSDBSPNPESD08	8	1840
12 Way SPN Single Door	CSDBSPNPESD12	12	2350
16 Way SPN Single Door	CSDBSPNPESD16	16	3010
SPN Distribution Board			
04 Way SPN Double Door	CSDBSPNPEDD04	4	2400
06 Way SPN Double Door	CSDBSPNPEDD06	6	2580
08 Way SPN Double Door	CSDBSPNPEDD08	8	2990
10 Way SPN Double Door	CSDBSPNPEDD10	10	3610
12 Way SPN Double Door	CSDBSPNPEDD12	12	3940
16 Way SPN Double Door	CSDBSPNPEDD16	16	4890

EPiC Distribution Board

[HSN Code: 8537]

Description	Product Code	Total Modules	MRP (₹)
TPN-Horizontal Distribution Board			
04 Way TPNH Single Door	CSDBTPNHPESD04	20	4540
06 Way TPNH Single Door	⊠CSDBTPNHPESD06	26	5680
08 Way TPNH Single Door	⊠CSDBTPNHPESD08	32	6650
12 Way TPNH Single Door	⊠CSDBTPNHPESD12	44	8970
TPN-Horizontal Distribution Board			
04 Way TPNH Double Door	CSDBTPNHPEDD04	20	6550
06 Way TPNH Double Door	CSDBTPNHPEDD06	26	8080
08 Way TPNH Double Door	CSDBTPNHPEDD08	32	9670
12 Way TPNH Double Door	⊠CSDBTPNHPEDD12	44	13170
TPN-Vertical Distribution Board			
04 Way TPNH Double Door	⊠CSDBTPNVPECGDD04	20	11940
06 Way TPNH Double Door	⊠CSDBTPNVPECGDD06	26	14080
08 Way TPNH Double Door	⊠CSDBTPNVPECGDD08	32	16360
12 Way TPNH Double Door	⊠CSDBTPNVPECGDD12	44	20840

EPiC-F Distribution Board

[HSN Code: 8537]

Description	Product Code	No. of Modules (Incomer+Outgoing)	MRP (₹)
SPN Distribution Board			
04 Way SPN Single Door	CSDBSPNPSD04	4	1490
06 Way SPN Single Door	CSDBSPNPSD06	6	1640
08 Way SPN Single Door	CSDBSPNPSD08	8	1890
12 Way SPN Single Door	CSDBSPNPSD12	12	2480
16 Way SPN Single Door	CSDBSPNPSD16	16	3230
SPN Distribution Board			
04 Way SPN Double Door	CSDBSPNPCGDD04	4	2440
06 Way SPN Double Door	CSDBSPNPCGDD06	6	2720
08 Way SPN Double Door	CSDBSPNPCGDD08	8	3050
10 Way SPN Double Door	CSDBSPNPCGDD10	10	3700
12 Way SPN Double Door	CSDBSPNPCGDD12	12	4010
16 Way SPN Double Door	CSDBSPNPCGDD16	16	5000
TPN-Horizontal Distribution Board			
04 Way TPNH Single Door	CSDBTPNHPSD04	8+12	4820
06 Way TPNH Single Door	⊠CSDBTPNHPSD06	8+18	6010
08 Way TPNH Single Door	⊠CSDBTPNHPSD08	8+24	7000
12 Way TPNH Single Door	⊠CSDBTPNHPSD12	8+36	9440
TPN-Horizontal Distribution Board			
04 Way TPNH Double Door	CSDBTPNHPCGDD04	8+12	6540
06 Way TPNH Double Door	CSDBTPNHPCGDD06	8+18	8160
08 Way TPNH Double Door	CSDBTPNHPCGDD08	8+24	9920
12 Way TPNH Double Door	CSDBTPNHPCGDD12	8+36	13890
VTPN Distribution Board (with provision for MCCB WiNbreak1 as incomer & WiNtrip2 MCB as outgoing)			
DB MCCB AS I/C 100A DD04 Way	CSDBMCCB125PDD04S	MCCB+12	20430
DB MCCB AS I/C 100A DD08 Way	CSDBMCCB125PDD08S	MCCB+24	23030
DB MCCB AS I/C 100A DD12 Way	CSDBMCCB125PDD12S	MCCB+36	31820
DB MCCB AS I/C 250A DD04 Way	⊠CSDBMCCB250PDD04S	MCCB+12	24520
DB MCCB AS I/C 250A DD08 Way	CSDBMCCB250PDD08S	MCCB+24	31940
DB MCCB AS I/C 250A DD12 Way	CSDBMCCB250PDD12S	MCCB+36	39900

Selection Table for MCCB as Incomer VTPN Distribution Boards

	Description	Product Code	Type/Breaking Capacity Ics=100%Icu	MCCB Rating
WiNbreak 1 MCCB	CSE1M125ATM3P-*, CSE1M125ATM4P-* CSE1NN125ATM3P-*, CSE1NN125ATM4P-* CSE1NN125ETM3P-*, CSE1NN125ETM4P-* CSE1S125ETM3P-*, CSE1S125ETM4P-*	CSDBMCCB125PDD04S	25kA, 36kA & 50kA	#FMU Realease with rating lower than 63A ATM - 63A, 80A, 100A,125A ETM - 40A, 63A, 100A, 125A
		CSDBMCCB125PDD08S		
		CSDBMCCB125PDD12S		
	CSE2M250ATM3P-*, CSE2M250A M4P-* CSE2NN250ATM3P-*, CSE2NN250ATM4P-* CSE2NN250ETM3P-*, CSE2NN250ETM4P-* CSE2S250ETM3P-*, CSE2S250ETM4P-* CSE2SX250ETM3P-*, CSE2SX250ETM4P-* CSE2SX250ATM3P-*, CSE2SX250ATM4P-*	CSDBMCCB250PDD04S	25kA, 36kA & 50kA	ATM - 160A, 200A, 250V ETM - 160V, 200V, 250V
		CSDBMCCB250PDD08S		
		CSDBMCCB250PDD12S		

NOTE: While Ordering, Replace"*" by current Rating.

#For lower ratings please contact nearest Branch Office.

Special Distribution Board

Polycarbonate Cover Consumer Unit DB [HSN Code: 8537]

Description	Product Code	No. of Modules (Incomer+Outgoing)	MRP (₹)
SPN WC 06 Way SD With Acrylic Door	CSDBSPNSDCA06	6	2770
SPN WC 08 Way SD With Acrylic Door	CSDBSPNSDCA08	8	3100
SPN WC 12 Way SD With Acrylic Door	CSDBSPNSDCA12	12	3990
SPN WC 16 Way SD With Acrylic Door	CSDBSPNSDCA16	16	5090

Phase Selector Distribution Board - TPN Phase Selector DD DB for incorporating MCB / Isolator / RCCB, equipped with 3 Nos 63A Phase Selector Switches & 3 No Piano Switches [HSN Code: 8537]

Description	Product Code	MRP (₹)
4 Way DD with 63A Rotary Switch	CSDBPHSCDD04RS63	23730
6 Way DD with 63A Rotary Switch	CSDBPHSCDD06RS63	24280
8 Way DD with 63A Rotary Switch	CSDBPHSCDD08RS63	26800
12 Way DD with 63A Rotary Switch	☒CSDBPHSCDD12RS63	29680
4 Way DD with 40A Rotary Switch	CSDBPHSCDD04RS40	23590
6 Way DD with 40A Rotary Switch	CSDBPHSCDD06RS40	23860
8 Way DD with 40A Rotary Switch	☒CSDBPHSCDD08RS40	26540
12Way DD with 40A Rotary Switch	☒CSDBPHSCDD12RS40	29170
4 Way DD without Rotary Switch	☒CSDBPHSCDD04	20290
6 Way DD without Rotary Switch	☒CSDBPHSCDD06	20790
8 Way DD without Rotary Switch	CSDBPHSCDD08	22870
12 Way DD without Rotary Switch	CSDBPHSCDD12	26140

7 Segment Distribution Board [HSN Code: 8537]

Description	Product Code	No. of Modules (Incomer+Outgoing)	MRP (₹)
7 Segment TPN DD DB With Provision for FP MCB / Isolator / RCCB as incomer, DP MCB / Isolator / RCCB as sub incomer and SP MCBs as outgoing	☒CSDB7SEGDD04	8+12+12	18600
	CSDB7SEGDD06	8+12+18	20950
	☒CSDB7SEGDD08	8+12+24	23390
	☒CSDB7SEGDD12	8+12+36	29710

Price on request : Pre-wired Distribution Board fitted with Busbar, Terminal Block for incoming/outgoing phase neutral & Earth duly wired with Provision for ISO/RCCB/MCB as incomer and SP outgoing (without MCBs)

☒Non Stockable item

FLEXI TIER Distribution Board [HSN Code: 8537]

Description	Product Code	No. of Modules (Incomer+Outgoing)	MRP (₹)
14 MODULE 2 ROW DD DB	CSDBFLDD2R14	28	10210
14 MODULE 3 ROW DD DB	CSDBFLDD3R14	42	12020
14 MODULE 4 ROW DD DB	CSDBFLDD4R14	56	13290

Cable End Boxes

[HSN Code: 8537]

EPiTOME

Description	Product Code	MRP (₹)
SPN Cable End Box		
SPN 4 Way	CSDBCBSPNPWXDD04	1520
SPN 6 Way	CSDBCBSPNPWXDD06	1740
SPN 8 Way	CSDBCBSPNPWXDD08	1950
SPN 10 Way	CSDBCBSPNPWXDD10	2170
SPN 12 Way	CSDBCBSPNPWXDD12	2370
SPN 16 Way	CSDBCBSPNPWXDD16	2820
SPN 20 Way	CSDBCBSPNPWXDD20	3280
TPN 4 Way	CSDBCBTPNHPWXDD04	2510
TPN 6 Way	CSDBCBTPNHPWXDD06	2700
TPN 8 Way	CSDBCBTPNHPWXDD08	2980
TPN 12 Way	CSDBCBTPNHPWXDD12	3880
TPN 16 Way	CSDBCBTPNHPWXDD16	4870
VTPN MCB I/C Cable End Box		
CABLE END BOX FOR CSDBTPNVMCBWXDD04~12 Way DB	CSDBCBTPNVMCBWXDD	2750
VTPN MCCB I/C Cable End Box		
CABLE END BOX FOR CSDBMCCBPWXDD04~12S Way DB	CSDBCBMCCBPWXDD	3240
PPI HORIZONTAL DB CABLE END BOX		
4 WAY DD	CSDBCBTPNHPPIWXDD04	3210
6 WAY DD	CSDBCBTPNHPPIWXDD06	3610
8 WAY DD	CSDBCBTPNHPPIWXDD08	4160
12 WAY DD	CSDBCBTPNHPPIWXDD12	5190
PPI VERTICAL DB CABLE END BOX		
6 WAY DD	CSDBCBTPNVPPIWXDD06	3890
8 WAY DD	CSDBCBTPNVPPIWXDD08	4430
12 WAY DD	CSDBCBTPNVPPIWXDD12	5540
Epic-F / Epic Cable End Box		
SPN Cable End Box		
SPN 4 Way	CSDBCBSPNPDD04	1180
TPNH 6 Way	CSDBCBSPNPDD06	1300
SPN 8 Way	CSDBCBSPNPDD08	1470
SPN 12 Way	CSDBCBSPNPDD12	1830
SPN 16 Way	CSDBCBSPNPDD16	2240
TPNH Cable End Box		
TPNH 4 Way	CSDBCBTPNHPDD04	1900
TPNH 6 Way	CSDBCBTPNHPDD06	2190
TPNH 8 Way	CSDBCBTPNHPDD08	2490
TPNH 12 Way	CSDBCBTPNHPDD12	3180
TPNV Cable End Box		
CABLE END BOX FOR CSDBTPNVPEDD 04~12 WAY DB	CSDBCBTPNVPEDD	2700
VTPN MCCB I/C Cable End Box		
CABLE END BOX FOR CSDBMCCB125PDD04~12S WAY DB	CSDBCBMCCBPDDDB	3190
PPI Kit		
PPI KIT TO CONVERT TPNHP/TPNHPE DD 04 TO DD 02 WAY	CSDBPPPIKT01	3770
PPI KIT TO CONVERT TPNHP/TPNHPE DD 06 TO DD 04 WAY	CSDBPPPIKT02	4260
PPI KIT TO CONVERT TPNHP/TPNHPE DD 08 TO DD 06 WAY	CSDBPPPIKT03	4780
PPI KIT TO CONVERT TPNHP/TPNHPE DD 12 TO DD 10 WAY	CSDBPPPIKT04	5750

WiNtrip Distribution Board

WiNtrip Plug and Socket DBs (without MCB)

Powder Coated Sheet Metal Deep Drawn DBs with Plug & Socket including insulated Neutral link, adjustable Din Rail and connecting links.

[HSN Code: 8537]

Description	Product Code	MRP (₹)	Std. Pkg. (No.s)
10Amp SPN	⊠CSDBPSSPN010	2160	12
20Amp SPN	CSDBPSSPN020	2160	12
20Amp SPN (SP Cutout)	CSDBPSSPN020SP	2160	12
20Amp TPN	CSDBPSTPN020	5220	6
30Amp TPN	CSDBPSTPN030	5720	6

WiNtrip Plug and Sockets (Metal Clad)

[HSN Code: 8537]

Description	Product Code	MRP (₹)	Std. Pkg. (No.s)
10Amp SPN Plug	CSDBPSPN010	450	36
10Amp SPN Socket	CSDBSSPN010	460	36
20Amp SPN Plug	CSDBPSPN020	470	36
20Amp SPN Socket	CSDBSSPN020	560	36
20Amp TPN Plug	CSDBPTPN020	570	36
20Amp TPN Socket	CSDBSTPN020	570	36
30Amp TPN Plug	CSDBPTPN030	900	36
30Amp TPN Socket	CSDBSTPN030	900	36

WiNtrip Metal Enclosures (with Din Rail)

For Mounting WiNtrip MCBs / RCCBs / Isolators

[HSN Code: 8537]

Description	Product Code	MRP (₹)	Std. Pkg. (No.s)
SP Enclosure	CSDBMCBESP	740	24
DP Enclosure	CSDBMCBEDP	740	24
TP Enclosure	CSDBMCBETP	880	12
FP Enclosure	CSDBMCBEFP	880	12

WiNtrip Plastic Enclosure without MCB

[HSN Code: 8537]

Description	Product Code	MRP (₹)
Plastic MCB Enclosure SP&DP/STD	CSDBMCBEPDP	310
Plastic MCB Enclosure TP&FP/STD	CSDBMCBEPFP	410

MCB Enclosure IP55

[HSN Code: 8537]

4 Pole Enclosure

Description	Product Code	MRP (₹)	Std. Pkg. (No.s)
MCB Enclosure IP55 04 Way	CSDBEP04	2980	1

⊠Non Stockable item

GO TO CONTENTS PAGE

TYPE 2 CO-ORDINATION CHART

GO TO CONTENTS PAGE

C&S electric

CX Partner Program

An-IEC 61439
Design Verified Panel

- Compliance to IEC 61439
- Fixed Construction
- Rated Voltage: 415V AC
- Internal Arc Protected Design (IEC 61641)
- From 3B Type-2-4B Type-7 Construction
- Seismic Zone: 4

GO TO CONTENTS PAGE

C&S electric

Modernization Solution

LV Switchgear

Comprehensive Service Support

With over five decades of experience, C&S Electric is a trusted after-sales service expert for Low Voltage Distribution Applications in Power Generation Plant, Oil Sector, Industries and Residential & Commercial Complexes. We offer the following services to support you in maintaining your Low Voltage Distribution System:

Toll Free Number:
1800 572 2012
WhatsApp No.: 95994 45253
Email: customercare@cselectric.co.in

Regular Maintenance Support
We ensure that your systems receive routine upkeep to keep them running smoothly.

Preventive Maintenance Program
Our proactive approach helps identify and address potential issues before they become major problems.

On Call Assistance Program
Whenever you need assistance, we are just a call away to provide prompt support.

Annual Maintenance Contract
Benefit from a comprehensive maintenance agreement for added convenience and peace of mind.

Product Support for Managing Obsolescence, Retrofitting & Upgradation
We help you manage outdated equipment by offering support for retrofitting and upgrading your switchgear products.

Availability of Spares
Whenever you need any spare for switchboard or switchgear, we are always available.

Trust on **C&S Electric** as your reliable partner in maintaining the performance and longevity of your Low Voltage Distribution systems.

Our service philosophy:
Customer's system should be up & running, investigations can follow

Future ready | Easy Operation | Shorter downtime | Easy upgrade | Enhanced safety | High system availability

We touch your electricity everyday!

GO TO CONTENTS PAGE

C&S electric

TRAINING
AUTOMATION

ARYABHATTA
Training Center

Embark on a transformative journey with C&S Switchgear Training Program

Maximize productivity, conserve energy, minimize operational costs, and enhance safety with our comprehensive C&S Electrical & Automation training programs.

With a proven track record of benefiting over more than 2000+ professionals in the last 5 years, our training programs provide the right exposure and impart knowledge on the selection, installation, maintenance, and testing of electrical & automation products.

Accelerate your technical expertise and go above and beyond with

- 12 Courses on contemporary topics designed to keep you at the forefront of the industry.
- Courses applicable to all switchgear brands, ensuring you can apply your knowledge universally.
- Conveniently located Training Center in Noida (UP), providing easy access to quality education.
- A blend of theory and practical experience, equipping you with the skills needed for real-world applications.

Our training programs cover a wide range of topics to meet your specific needs, including:

- Low Voltage Switchgear, Switchboard & Medium Voltage Switchgear protection relays, enabling you to master the complexities of electrical distribution systems.
- Switchboard Electrical Design, equipping you with the knowledge to create efficient and safe electrical installations.
- Protective Relays & Earthing, ensuring the safety and reliability of electrical systems.
- Power Quality Solutions, addressing challenges related to voltage fluctuations, harmonics, and more.

We touch your electricity everyday!

CENTRAL CUSTOMER CARE

C&S Electric is committed to create a unique alchemy of outstanding products, operational excellence, path breaking customer services & compelling marketing. Further to enhance the post sales customer service experience, C&S introduces a service monitoring software "Salesforce". The software provides a transparent service tracking system and helps in efficient monitoring and quick resolution of queries.

Key Features & Benefits

- Transparent process
- Efficient monitoring & tracking of each Service Request
- Quick resolution time
- All relevant customer data in one single location
- Improved customer relationships
- Strengthen C&S brand image & reputation in the market

FOR QUICK ENQUIRY

Toll Free Number: 1800 572 2012

95994 45253
(9:00 AM to 6:00 PM)

Email: customercare@cselectric.co.in

Escalation Matrix

***C&S Branch Service Engineer " ≥ 24 Hours"**
(Refer contact details on page no. 5 to 11)

***Central Customer Services (CCS) " ≥ 48 Hours"**
(Connect via Toll free no., Email ID, & Whatsapp no.)

Dy. Manager - Mr. Praveen Chauhan " ≥ 72 Hours"
Email: praveen.chauhan@cselectric.co.in

Head Services - Mr. Bikram Rana " ≥ 96 Hours"
Email: bikram.rana@cselectric.co.in

Sr.VP - Mr. P. Anandan " ≥ 120 Hours"
Email: anandan.p@cselectric.co.in

*Refer complete service directory for contact details of service team

www.cselectric.co.in

Marketing offices spread all over India

REGISTERED OFFICE
210, 211 & 212, Second Floor, 'Salcon Aurum' Building
Plot No. 4, Jasola District Centre, New Delhi - 110 025 (INDIA)
Tel.: +91 11 6922 5600 I Email: info@cselectric.co.in

CENTRAL MARKETING OFFICE
C-60, Wing-A, Phase-II, Noida, District Gautam Budh Nagar, Uttar Pradesh - 201 305 (INDIA)
Tel.: +91 120 387 4800 / 01 I Email: cmo@celectric.co.in

CUSTOMER CARE
Toll Free Number: 1800 572 2012 I Email: customercare@cselectric.co.in

NORTHERN REGION
DELHI
Email: cmo@cselectric.co.in

LUDHIANA
Email: ludhiana@cselectric.co.in

LUCKNOW
Email: lucknow@cselectric.co.in

KANPUR
Email: lucknow@cselectric.co.in

JAIPUR
Email: jaipur@cselectric.co.in

CENTRAL REGION
INDORE
Email: indore@cselectric.co.in

RAIPUR
Email: raipur@cselectric.co.in

NAGPUR
Email: nagpur@cselectric.co.in

EASTERN REGION
KOLKATA
Email: kolkata@cselectric.co.in

GUWAHATI
Email: guwahati@cselectric.co.in

RANCHI
Email: ranchi@cselectric.co.in

BHUBANESWAR
Email: bhubaneshwar@cselectric.co.in

WESTERN REGION
MUMBAI
Email: mumbai@cselectric.co.in

PUNE
Email: pune@cselectric.co.in

AHMEDABAD
Email: ahmedabad@cselectric.co.in

RAJKOT
Email: ahmedabad@cselectric.co.in

BARODA
Email: baroda@cselectric.co.in

SURAT
Email: surat@cselectric.co.in

SOUTHERN REGION
CHENNAI
Email: chennai@cselectric.co.in

COIMBATORE
Email: coimbatore@cselectric.co.in

KOCHI
Email: cochin@cselectric.co.in

MADURAI
Email: commercial.madurai@cselectric.co.in

BENGALURU
Email: bangalore@cselectric.co.in

HYDERABAD
Email: hyderabad@cselectric.co.in

VIJAYAWADA
Email: vijayawada@cselectric.co.in

RESIDENT ENGINEERS

AHMEDABAD: Visnagar **BANGALORE:** Bellary, Hassan, Hubli, Mangalore **BARODA:** Anand, Vapi **BHUBANESWAR:** Behrampur, Cuttack, Rourkela, Sambalpur **CHENNAI:** Vellore, Trichy **KOCHI:** Kollam **COIMBATORE:** Erode **DELHI & HARYANA:** Gurugram, Hissar, Panipat, **UP (W) & UK:** Agra, Bareilly, Dehradun, Ghaziabad, Meerut, Moradabad, Noida **GUWAHATI:** Silchar, Tezpur **HYDERABAD:** Karimnagar, Warangal **INDORE:** Bhopal, Gwalior, Jabalpur, Rewa, Ujjain **J&K:** Kashmir, Srinagar **JAIPUR:** Bhilwara, Bikaner, Jodhpur, Kota, Sikar, Udaipur **KOLKATA:** Bankura, Bardhaman, Siliguri **LUCKNOW:** Gorakhpur, Prayagraj, Shahjhanpur, Varanasi **LUDHIANA:** Amritsar, Barnala, Jammu, Mansa **MADURAI:** Nagercoil, Rajapalaiyam **MUMBAI:** Aurangabad, Nasik **NAGPUR:** Akola, Amravati, Chandrapur **PUNE:** Goa,Nasik, Kolhapur, Sangali, Solapur **RAIPUR:** Ambikapur **RAJKOT:** Bhavnagar, Jamnagar **RANCHI:** Dhanbad, Muzaffarpur, Patna, Purnia, Siwan **SURAT:** Aurangabad, Nasik **VIJAYAWADA:** Chittoor, Rajahmundry, Tirupathi, Vishakhapatnam

WAREHOUSES

National Warehouse

NOIDA C-13, Ground Floor, Sector-80, Phase-II, Noida,
District Gautam Budh Nagar, Uttar Pradesh - 201305 INDIA

JHAJJAR P-12, Sector-3, Model Economic Township, Street No. 1, Badli, Dadri Toe
Jhajjar, Haryana - 124103 INDIA

LVC Price Schedule 01/09/2026

The illustrations and data are not binding. C&S reserve the right to modify the contents of this document based on technical development of the products or change in policy of C&S, without prior notice.