

BHARTIA BCH

BCH ELECTRIC LIMITED

LOW VOLTAGE SWITCHGEAR PRODUCTS

Price list Effective

19th August 2026

www.bchindia.com

Modern facilities at Faridabad & Rudrapur

BHARTIA
BCH

Our Strengths

- State-of-the-art product development and R&D
- Modern manufacturing facilities
- Tool room with latest facilities
- Serving customers for five decades
- Presence in ~50 locations
- 650 channel partners
- ISO 9001:2015 & ISO 14001:2015, ISO 45001: 2018 certified company

Core Values

- Integrity
- Nurturing People
- Commitment to Customers
- Striving for Excellence
- Long Term Thinking

Quality Policy

We as a member of BCH Electric Limited manufacturer of Low Voltage Switchgear & Controlgear products, are fully committed to provide Quality products and service in compliance with applicable Statutory and Regulatory requirements, to meet or exceed the customer need and expectations through -

- Continual improvement
- Involvement of employees
- Setting Quality objectives
- Training and development of employees

Health & Safety Policy

We as a member of BCH Electric Limited manufacturer of Low Voltage Switchgear & Controlgear products, are fully committed to conduct Business in compliance to applicable Health & Safety legislation and regulation.

We shall continually improve through -

- Provide Safe & Healthy working conditions for the prevention of work related injury and ill health.
- Develop & maintain the Health & Safety objectives & targets and conduct health & safety programs for achieving the objectives and target.
- The prevention of accidents through the identification, assessment and elimination of workplace hazards and the promotion of health & safety awareness among its employees and contractors.
- Encourage employee's participation and consultation in matters affecting the health, safety and well being of our people and seek suggestions from our employees of ways in which health, safety & well being can be furthered.

The Health & safety policy is publicly available on request.



Environmental Policy

We as a member of BCH Electric Limited manufacturer of Low Voltage Switchgear & Controlgear products, are fully committed to conduct Business in compliance to applicable Environmental legislation and regulation.

We shall continually improve through -

- Provide a framework for setting and reviewing environmental objectives and targets.
- Regularly review the impact of our activities on environment and strive to reduce the pollution/waste.
- Involve employees in our environmental program and provide necessary training to enable them to discharge their responsibilities towards environment management.
- Sustain the program of continual improvement in environment in environmental performance incorporating suitable metrics and monitoring.

The Environment policy is publicly available on request.

www.bchindia.com

Our Products

Power Distribution

Final Distribution Products

Industrial Control & Protection

Industrial Brakes

Industrial Automation & Safety

Starters

Enclosures

Wires & Cables

Power Quality & Energy Management

Electric Motors



Switchboards & Solutions

INDEX

Power Distribution

- Air Circuit Breakers 2
- MCCBs - X Range 9
- X-Line SDF, FSU, SDFU 17
- Polycarbonate Plug & Socket BPX Series 20
- Plugs & Sockets 23
- Plug & Socket Boxes 25

* Terasaki ACB's products are also available on request.

Final Distribution Products

- MCB 27
- Isolators,RCCB 30
- MCB Distribution Boxes 32

Industrial Control & Protection

- AC Contactors, Accessories & Spares 36
  - BRAVO Contactor & OLR 38
  - Freedom Contactor 42
  - Freedom Capacitor Duty Contactor 44
  - Freedom Overload Relays 48
- Special Purpose Contactors 49
  - NHD Contactor, Definite Purpose Contactor 49
  - Citation Contactor 52
  - Citation Overload Relays 53
  - Mini Contactor & OLR 55
- BOCR2.0 & 4.0 59
- Electronic Overcurrent Relays (EOCR) 60
- Motor Protection Circuit Breakers (MPCB) 61
- Solid State Relays 62
- DC Contactors 66
- DC Magnetic Overload Relays 68
- Push buttons, Indicating Lights, LEDs 70
- Punched Grid Resistors 76

Industrial Brakes

- AC Solenoid & Brakes 78
- DC Brakes 79

Industrial Automation & Safety

- Limit Switches 87
- Foot Switches 91
- Pneumatic Timers 92
- Electronic Timers 93
- AC Drives 95
- Digital DC Drives 96
- Soft Starters 96
- e-prox Proximity Sensors 97
- Plug-in Relays 101

Enclosures

- Bhartia Enclosures 2.O 106
- Terminal Box 2.O 107
- 'BCH-SS' Stainless Steel 108
- Terminal Box IP:55 & IP:66 108
- Bhartia Box IP: 55, IP: 66 109
- TCE Series Enclosures 110
- Techno- Modular Enclosures 115
- MCC, PCC & PMCC Bare Enclosures (Fixed & Draw-out Type) 117
- Control Desks 118
- IT Racks - 19" and ETSI Racks 119
- Non Metallic Enclosures 122
- Enclosure Cooling System 125

Wires & Cables

- 3-Core Flat Cables for Submersible Pump Applications 127
- Single core FR & FRLSH wire 128
- Multicore PVC flexible cable 129
- Shielded cable & steel braided cable 130

Power Quality & Energy Management

- LT Power Capacitors 132
- Super Heavy Duty Capacitors, ... 132
- APFC Relay, Detuned Reactors 134

Electric Motors

- High Efficiency Motors - General Purpose (IE2) 135
- Premium Efficiency Motors - General Purpose (IE3) 135
- Inverter Duty, Crane Duty Motors, Brake Motors, Fire Fighting Motors 135
- Cooling Tower Motors & Customised Motors 135

Switchboards & Solutions

- MCC & PCC 137
- APFC Panels 138
- Crane Control Panels 139
- Punch Grid Resistors & Panels, NGR & DBR 139
- Special Purpose Starters 139
- Power Receptacles 140
- Auto Transformer Starters 141

Products available till stock lasts

- FS1 Contactors 143

Complete range of

CIRCUIT BREAKERS

ULTRA POWER

Air Circuit Breakers

BHARTIA

BCH

BCH ELECTRIC LIMITED

Power Distribution

- Air Circuit Breakers
- MCCBs
- X-Line SDF, FSU, SDFU
- Polycarbonate Plug & Socket BPX Series
- Plug & Sockets
- Plug & Socket Boxes

ULTRA POWER
Air Circuit Breakers

Range of Air Circuit Breakers

- Complete range conforms to IS/IEC 60947-2
- Current rating from 800A to 6300A in 3 frame sizes
- Available in 3 Pole/4 Pole, Manually & Electrically operated, Fixed/Draw-out version
- Common Height & Depth across the range
- High short time fault withstand capacity, Icu = Ics = Icw for 1 sec for total selectivity
- High mechanical and electrical operating life
- Neutral pole is 100% rated
- In-built Electrical & Mechanical Anti-Pumping
- Modular & snap-fit accessories
- Ease of on-site conversion from Fixed to Draw-out version
- Pollution Degree 4 suitability
- Best in Class Overlap with Bus bars
- Break Time of 25msec
- RoHS Compliant

Basic Version

BU - BTX 1.0/1G/1Gi

BU - BTX 1.5G/1.5Gi

Advanced Version

BU - BTX 3.5/3.5EC

BU - BTX 3.5H

BU - BTX 4.5

BTX Release for Protection & Control Unit:

- Available in versions - BTX1.0/1G/1Gi/1.5G/1.5Gi, BTX3.5/3.5H & BTX4.5
- Unique O-LED display for metering
- Touch screen technology in BU-BTX4.5
- Unique withdrawable Communication & Power metering modules
- Dual protection curve settings & Password protection
- Soft-rating plug for precise protection at lower load currents
- Provision for on-load self-diagnosis of Releases & modules
- Power & Harmonics measurement
- Temperature rise monitoring & protection
- Easy to integrate with HMI & PLC
- Add-on modules for advance protections
- Protection Releases conform to EMI/EMC standard

Breaking Capacities:

Icu = Ics = Icw

Rated current	800A	1000A	1250A	1600A	2000A	2500A	3200A	4000A	5000A	6300A
N : 50kA	■	■	■	■	■	■	■			
S : 65kA	■	■	■	■	■	■	■			
H : 80kA							■	■		
V : 100kA									■	■
	BU1-08	BU1-10	BU1-12	BU1-16	BU1-20	BU2-25	BU2-32	BU2-40	BU3-50	BU3-63
	Frame-1					Frame-2			Frame-3	

ULTRA POWER Air Circuit Breakers ACB ordering information:

BU	1	08	N	X	D	1	2	9	0	0	BU1 800N 3P ED 1.5G BotV

Selection for Termination (For Drawout ACBs Only)	
Standard Termination	0
For Top Horizontal (Long), Bottom Vertical for Fr2 & Fr3	X
For Top & Bottom Horizontal (Long) for Fr3	Y
Note: X is applicable for 4000A (Fr2 & Fr3) and 5000A (Fr3). Y is applicable for 4000A (Fr3) & 5000A (Fr3) X & Y recommended for Buscoupler only.	

Temperature Rise Monitoring[3]	
Not Required	**0**
Required	1

Frame Size	
Frame - I	**1**
Frame - II	2
Frame - III	3

Selection for P&C Units	
B/C (w/o protection)	0
BU - BTX1.0	7
BU - BTX1G	8
BU - BTX1Gi	B
BU - BTX1.5G	**9**
BU - BTX1.5Gi	C
BU - BTX3.5	3
BU - BTX4.5	5
BU - BTX3.5H	6
BU - BTX3.5EC	4

Current Ratings	
400A	04
630A	06
800A	**08**
1000A	10
1250A	12
1600A	16
2000A	20
2500A[4]	25
3200A	32
4000A	40
5000A	50
6300A	63

Type	
Manually Operated	1
Electrically Operated	**2**

Selection for control voltage[2]	
For Manually Operated	0
240V AC ECD & CR & 240V AC SR	**1**
240V AC ECD & CR & 24V DC SR	2

Version	
Draw-out	**D**
Fixed	F

Selection for No. of Poles	
3 Pole	**X**
4 Pole 100% N	F

Selection for Breaking Capacity (Icu=Ics)[1]	
50kA (Fr-I upto 2000A & Fr-2 upto 3200A)	**N**
65kA (Fr-I & Fr-II)	S
80kA (Fr-II & Fr-III)	H
100kA (Fr-III)	V

Please Note :
(1) For Icw values please refer product catalogue
(2) Other options of control voltage are available as accessory
(3) Temperature protection is available in BU-BTX3.5/3.5H/4.5
(4) For Fr-1, 2500A selection, please contact the nearest branch

ULTRA POWER Air Circuit Breakers ACBs are offered with following standard features:

Draw-out Version: Ultra power ACBs with BU-BTX release will have inbuilt-
Current Metering (BTX 1.5G/1.5Gi/3.5/3.5EC/3.5H/4.5), Common Fault Indication microswitch, 4NO+4NC Aux. contacts, Smart-racking shutter, Safety shutter assembly, Racking Handle, Door sealing frame, Pad-locking arrangement for ON/OFF button, Rating Error Preventer, Arc shield.
A) For ratings upto 1600A, one side vertical terminal adaptors (Bottom) for Frames 1, 2 & 3.
B) For ratings 2000A & above, both side vertical terminal adaptors (Top & Bottom) for Frames 1, 2 & 3.
C) For rating 4000A and above, operation counter inbuilt for Frames 2 & 3 both.

Fixed Version: Ultra power ACBs with BU-BTX release will have inbuilt-
Current Metering (1.5G/1.5Gi/3.5/3.5EC/3.5H/4.5), Common Fault Indication microswitch, 4NO+4NC Aux. contacts, Door sealing frame & Pad-locking arrangement for ON/OFF push button.
A) For ratings upto 1600A, one side vertical terminal adaptors (Bottom) for Frame 1, 2 & 3.
B) For ratings 2000A & above, both side vertical terminal adaptors (Top & Bottom) for Frames 1, 2 & 3.
C) For rating 4000A and above, operation counter inbuilt for Frames 2 & 3 both.
Electrically operated ACB includes ECD (240V AC), CR (240V AC) & SR (240V AC OR 24V DC).

ULTRA POWER Air Circuit Breakers

ACBs with BU-BTX1G (LSING - BCD Switches) - 3 Pole

HSN Code : 8536

Current Rating	Version	3 Pole Manual Draw-out ACB with BU-BTX1G							
		N (50kA)		S (65kA)		H (80kA)		V (100kA)	
		Cat. No.	M.R.P. [₹]	Cat. No.	M.R.P. [₹]	Cat. No.	M.R.P. [₹]	Cat. No.	M.R.P. [₹]
800A	MDO	BU108NXD01800	*	BU108SXD01800	*	-	-	-	-
1000A		BU110NXD01800		BU110SXD01800					
1250A		BU112NXD01800		BU112SXD01800					
1600A		BU116NXD01800		BU116SXD01800					
2000A		BU120NXD01800		BU120SXD01800					
2500A		BU225NXD01800		BU225SXD01800					
3200A		-		BU232SXD01800		BU232HXD01800	*		
4000A				-		BU240HXD01800			
5000A						-	-	BU350VXD01800	*
6300A								BU363VXD01800	

HSN Code : 8536

Current Rating	Version	3 Pole Manual Fixed ACB with BU-BTX1G			
		N (50kA)		S (65kA)	
		Cat. No.	M.R.P. [₹]	Cat. No.	M.R.P. [₹]
800A	MF	BU108NXF01800	*	-	-
1000A		BU110NXF01800		BU110SXF01800	*
1250A		BU112NXF01800		BU112SXF01800	
1600A		BU116NXF01800		BU116SXF01800	
2000A		BU120NXF01800		BU120SXF01800	
2500A		BU225NXF01800		BU225SXF01800	
3200A		BU232NXF01800		BU232SXF01800	

M.R.P. changes for product customization	M.R.P. [₹]
MDO to EDO or MF to EF conversion (Includes ECD 240V AC, CR 240V AC & SR 240V AC or 24V DC)	*
Buscoupler (without protection release)	
BU-BTX1.0 (LSI - BCD Switches)	
BU-BTX1Gi (LSING + Inbuilt ZSI - BCD Switches)	
BU-BTX1.5G (LSING + Current Metering - BCD Switches)	
BU-BTX1.5Gi (LSING + Current Metering + Inbuilt ZSI - BCD Switches)	
BU-BTX3.5 (LSING + Current Metering) + can be upgraded for Power Metering & Communication	
BU-BTX3.5EC (LSING + Power Metering + Communication)	
BU-BTX3.5H (LSING + Power Metering + Harmonic Metering)	
BU-BTX4.5 (LSING + Power Metering + Harmonic Metering + Communication with Touch Screen navigation + BU-PS Module)	
BU-PS (Auxiliary power supply module for display in No-load or OFF condition)	
COM Module (MODBUS) for communication	
PM Module for power metering	

*** Available on request**

ULTRA POWER Air Circuit Breakers

ACBs with BU-BTX1G (LSING - BCD Switches) - 4 Pole

HSN Code : 8536

Current Rating	Version	4 Pole Manual Draw-out ACB with BU-BTX1G							
		N (50kA)		S (65kA)		H (80kA)		V (100kA)	
		Cat. No.	M.R.P. [₹]	Cat. No.	M.R.P. [₹]	Cat. No.	M.R.P. [₹]	Cat. No.	M.R.P. [₹]
800A	MDO	BU108NFD01800	*	-	-	-	-	-	-
1000A		BU110NFD01800		BU110SFD01800	*				
1250A		BU112NFD01800		BU112SFD01800					
1600A		BU116NFD01800		BU116SFD01800					
2000A		BU120NFD01800		BU120SFD01800					
2500A		BU225NFD01800		BU225SFD01800					
3200A		BU232NFD01800		BU232SFD01800		BU232HFD01800	*		
4000A		-	-	-	-	BU240HFD01800			
5000A						-	-	BU350VFD01800	*
6300A								BU363VFD01800	

HSN Code : 8536

Current Rating	Version	4 Pole Manual Fixed ACB with BU-BTX1G			
		N (50kA)		S (65kA)	
		Cat. No.	M.R.P. [₹]	Cat. No.	M.R.P. [₹]
800A	MF	BU108NFF01800	*	-	-
1000A		BU110NFF01800		BU110SFF01800	*
1250A		BU112NFF01800		BU112SFF01800	
1600A		BU116NFF01800		BU116SFF01800	
2000A		BU120NFF01800		BU120SFF01800	
2500A		BU225NFF01800		BU225SFF01800	
3200A		BU232NFF01800		BU232SFF01800	

Accessories of Air Circuit Breakers

Draw-out ACBs Terminal Adaptors

HSN Code : 8538

Description	Cat. No.	M.R.P. [₹]
Terminal Adaptor for Draw-out ULTRA ACBs		
Frame-1 400-2000A N/S/H (Vertical / Horizontal)	BLCA60963OOOO	*
Frame-2 400-3200A N/S/H (Vertical / Horizontal)	BLCA60964OOOO	

Operation Counter

Door Interlock

HSN Code : 8538

Description	Cat. No.	M.R.P. [₹]
Other Accessories		
Operation Counter	BLOC90983OOOO	*
Door Interlock	BLDI90978OOOO	
Electrical Position Indication (EPI)	BLEPI95826OOOO	
Microswitches for Indication		
Microswitch for Common Fault Indication (CFI)	BLCM90949OOOO	*
Microswitch for Ready To Close Indication (RTC)	BLRCM90953OOOO	
Microswitch for Shunt Release	BLSM90951OOOO	
Microswitch for Undervoltage Release	BLUM90947OOOO	
Microswitch for Spring Charging Indication	BLMSC42672OOOO	

* Available on request

ULTRA POWER Air Circuit Breakers

Accessories of Air Circuit Breakers

R-Lock

C-Lock

Closing Release

Shunt Release

UV Release

HSN Code : 8538

Description	Cat. No.	M.R.P. [₹]
Mechanical Interlock using Key & Lock		
R - Lock Type - 1	BLRL100659OOOO	*
R - Lock Type - 2	BLRL200660OOOO	
R - Lock Type - 3	BLRL300661OOOO	
R - Lock Type - 12	BLRL1200662OOOO	
R - Lock Type - 23	BLRL2300663OOOO	
Locking arrangement for OFF button with R - Lock (on breaker)	BLRL90815OOOO	
Locking arrangement for ISO position with R - Lock (on Cradle)	BLCLR90865OOOO	
Locking arrangement for ANY position with R - Lock (on Cradle)	BLCLR90927OOOO	
C - Lock Type - S	BLCLS00664OOOO	
C - Lock Type - T	BLCLT00665OOOO	
C - Lock Type - ST	BLCLST00666OOOO	
C - Lock Type - SS	BLCLSS00667OOOO	
C - Lock Type - TT	BLCLTT00668OOOO	
Locking arrangement for OFF button with C - Lock (on breaker)	BLCL90814OOOO	
Locking arrangement for ISO position for C - Lock (on Cradle)	BLCLC90982OOOO	
Locking arrangement for ANY position with C - Lock (on Cradle	BLCLC90981OOOO	

Note : For mechanical interlock using Key & Lock, please order combination of lock & locking arrangement

HSN Code : 8538

Description	Cat. No.	M.R.P. [₹]
Electrical Charging Device (ECD)		*
240V AC / 250V DC	BLECD90359OOOO	
415V AC / 400V DC	BLECD90361OOOO	
Closing Release (CR)		
220 - 240V AC / 220 - 250V DC	BLCR90817BOOO	
415V AC	BLCR90817DOOO	
Shunt Release (SR)		
24-30V DC	BLSH90816O4OO	
220 - 240V AC / 220 - 250V DC	BLSH90816OBOO	
415V AC	BLSH90816ODOO	
Under Voltage Release (UVR) with time delay (0-1-3-5 sec)		
240V AC / 220V DC	BLUV90818BOOO	
415V AC	BLUV90818DOOO	

HSN Code : 8538

Description	Cat. No.	M.R.P. [₹]
External Neutral CT for BU-BTX Releases		
Frame-1, 800A	BLEN00717OOOO	*
Frame-1, 1000-1600A	BLEN00718OOOO	
Frame-1 2000A	BLEN00719OOOO	
Frame-2 & 3 2500-4000A	BLNCT00720OOOO	

Mechanical Interlock using Bowden Cable

HSN Code : 8538

Description	Cat. No.	M.R.P. [₹]
Mechanical Interlock using Bowden Cable (3 meters length)		
Between 2 Incomers	BLBC90659OOOO	*
Between 2 Incomers & 1 Buscoupler	BLBC90662OOOO	

Note : Common from 800A to 5000A & can be interlocked between fixed / drawout / mixed version

BU-BTX1.5G

BU-BTX3.5

HSN Code : 8538

Description	Cat. No.	M.R.P. [₹]
BTX Releases		
BU-BTX1G	BLBTX91971OOOO	*
BU-BTX1Gi	BLBTX90562OOOO	
BU-BTX1.5G	BLBTX91965OOOO	
BU-BTX1.5Gi	BLBTX90552OOOO	
BU-BTX3.5	BLBTX90113OOOO	
BU-BTX3.5EC	BLBTX90644OOOO	
BU-BTX3.5H	BLBTX91975OOOO	
Simulation Kit	BLSK90724OOOO	

*** Available on request**

MEGA POWER
Air Circuit Breakers

S1 Range of Air Circuit Breakers

- Conforms to IS/IEC 60947-2
- Current rating from 800A to 6300A
- Available in 3 Pole/4 Pole, Manually & Electrically operated, Fixed & Draw-out versions
- High short time withstand capacity, Icu = Ics = Icw for 1 sec for total selectivity
- High mechanical and electrical operating life
- 100% rated neutral pole
- Common height and depth across the range
- Protection through Microprocessor releases (BR18G)
- Self diagnostic Microprocessor based Releases with on-load testing through TEST button
- Inbuilt thermal memory
- Protection Releases conform to EMI/EMC standards

Mega power S1 ACB

Breaking Capacities Offered:

	Icu = Ics = Icw for 1 sec									
	800A	1000A	1250A	1600A	2000A	2500A	3200A	4000A	5000A	6300A
Frame : S1	50kA	50kA	50kA	50kA	50kA	60kA				
Frame : H2							75kA	75kA		
Frame : C									95kA	95kA
	Frame-1					Frame-2	Frame-3		Frame-4	

MEGA POWER S1 3 & 4 Pole Draw-out ACBs

HSN Code : 8536

Rating	Breaking Capacity Icu=Ics=Icw (1 sec)	Version	Microprocessor Based BR18G			
			3 Pole		4 Pole	
			Cat. No.	M.R.P.[₹]	Cat. No.	M.R.P. [₹]
800A	50kA	MDO	BM96042OOOO	*	BM96062OOOO	*
800A	50kA	EDO	BM96052OOOO		BM96072OOOO	
1000A	50kA	MDO	BM96043OOOO		BM96063OOOO	
1000A	50kA	EDO	BM96053OOOO		BM96073OOOO	
1250A	50kA	MDO	BM96044OOOO		BM96064OOOO	
1250A	50kA	EDO	BM96054OOOO		BM96074OOOO	
1600A	50kA	MDO	BM96045OOOO		BM96065OOOO	
1600A	50kA	EDO	BM96055OOOO		BM96075OOOO	
2000A	50kA	MDO	BM96046OOOO		BM96066OOOO	
2000A	50kA	EDO	BM96056OOOO		BM96076OOOO	
2500A	60kA	MDO	BM96047OOOO		BM96067OOOO	
2500A	60kA	EDO	BM96057OOOO		BM96077OOOO	

MEGA POWER S1 3 & 4 Pole Fixed ACBs

HSN Code : 8536

Rating	Breaking Capacity Icu=Ics=Icw (1 sec)	Version	Microprocessor Based BR18G			
			3 Pole		4 Pole	
			Cat. No.	M.R.P.[₹]	Cat. No.	M.R.P. [₹]
630A	50kA	MF	BM95561OOOO	*	BM95581OOOO	*
630A	50kA	EF	BM95571OOOO		BM95591OOOO	
800A	50kA	MF	BM95562OOOO		BM95582OOOO	
800A	50kA	EF	BM95572OOOO		BM95592OOOO	
1000A	50kA	MF	BM95563OOOO		BM95583OOOO	
1000A	50kA	EF	BM95573OOOO		BM95593OOOO	
1250A	50kA	MF	BM95564OOOO		BM95584OOOO	
1250A	50kA	EF	BM95574OOOO		BM95594OOOO	
1600A	50kA	MF	BM95565OOOO		BM95585OOOO	
1600A	50kA	EF	BM95575OOOO		BM95595OOOO	

MEGA POWER Air Circuit Breakers — MEGA POWER H2 3 & 4 Pole Draw-out ACBs

HSN Code : 8536

Rating	Breaking Capacity Icu=Ics=Icw (1 sec)	Version	Type	Microprocessor Based BR18G			
				3 Pole		4 Pole	
				Cat. No.	M.R.P. [₹]	Cat. No.	M.R.P. [₹]
3200A	75kA	MDO	H2	BM94822OOOO	*	BM94826OOOO	*
3200A	75kA	EDO	H2	BM94824OOOO		BM94828OOOO	
4000A	75kA	MDO	H2	BM94823OOOO		BM94827OOOO	
4000A	75kA	EDO	H2	BM94825OOOO		BM94829OOOO	
5000A	95kA	MDO/EDO	C	On request		On request	
6300A	95kA	MDO/EDO	C	On request		On request	

M.R.P. changes for product customization w.r.t. BR18G M.R.P.		M.R.P. [₹]
Bus-Coupler (w/o protection)	Reduce	*

MEGA POWER Air Circuit Breakers ACBs are offered with following standard features:

Mega Power S1 Draw-Out ACB's will have inbuilt - 2NO+2NC Aux contact for MDO & 6NO+6NC Aux contact for EDO breakers, Safety shutter assembly, Racking handle, Door sealing frame, Push-button cover & Rating error preventor.

Mega Power S1 Fixed ACB's will have inbuilt - 2NO+2NC Aux contact for MF & 6NO+6NC Aux contact for EF breakers, Door sealing frame & Push-button cover. Electrical version includes 240V AC Shunt trip coil, Closing coil and Motor for electrical charging.

Accessories for Mega Power ACB's

LTPB

Shunt Release

UV Release

HSN Code : 8538

Description	Cat. No.	M.R.P. [₹]
Lockable Trip Push Button (LTPB)		
Type AA	BMLP93148OOOA	*
Type BB	BMLP93148OOOB	
Type CC	BMLP93148OOOC	
Type DD	BMLP93148OOOD	
Locking of ACB in Any position (LAP)		
Type A	BMLP93147OOOA	*
Type B	BMLP93147OOOB	
Type C	BMLP93147OOOC	
Type D	BMLP93147OOOD	
Racking Interlock		
Type A A	BMRI93149OOOA	*
Type B B	BMRI93149OOOB	
Type C C	BMRI93149OOOC	
Type D D	BMRI93149OOOD	
Other Accessories		
Door Interlock	BMDI93150OOOO	*

HSN Code : 8538

Description	Cat. No.	M.R.P. [₹]
Shunt Release (SR)		
Type EA : 24/48V DC	BMSH92718O4OO	*
Type EA1 : 240V AC	BMSH92718OBOO	
Type EA1 : 415V AC	BMSH92718ODOO	
Under Voltage Release (UVR)		
Type MV : 240V AC	BMUV92720BOOO	*
Type MV : 415V AC	BMUV92720DOOO	
Microswitches for Indication		
Test or Isolated Position Microswitch - Left (2)	BMTL93145OOOO	*

Note :

a. The Numerical in brackets, against various accessories indicate the SICs required for wiring purpose in Draw-Out breakers

b. Shunt release requires one set of auxiliary contacts

c. Maximum 24 SICs can be fitted on an ACB. In Electrical ACBs 5 SICs are prewired for control circuit purpose

HSN Code : 8538

Description	Cat. No.	M.R.P. [₹]
Protection Releases		
Microprocessor based type BR18G	BMBR96030OOOO	*

XF Frame 1 With Thermal - Magnetic Release:

RATING (A) / Icu (kA)	16	20	25	32	40	50	63	80	100	125
10/ 18 / 25 / 36	XF Frame 1 - 3 Pole & 4 Pole									
50	XF Frame 1 - 3 Pole & 4 Pole									

XF Frame 1

- Conforms to IS/IEC 60947-2
- Range: 16A - 125A
- Ics = 100% Icu
- Thermal Magnetic Trip unit
  - Overload Setting: 0.7-1.0 In
- High Performance Compact Size
- Suitability for Isolation
- Rated at 50°C
- Line Load Reversibility
- High Electrical & Mechanical Life

Frame	Release Range (A)	Breaking Cap. Icu/Ics @ 415V AC	3P Cat. No.	MRP [₹]	4P Cat. No.	MRP [₹]	Std. Pkg.
XF Frame 1	16A	10/10kA (Fixed)	XFE016P	4035	XFE016P4N	6185	1
	20A		XFE020P		XFE020P4N		
	25A		XFE025P		XFE025P4N		
	32A		XFE032P		XFE032P4N		
	40A		XFE040P		XFE040P4N		
	50A		XFE050P		XFE050P4N		
	63A		XFE063P		XFE063P4N	6005	
	80A		XFE080P-WT		XFE080P4N-WT	5990	
	80A		XFE080P#	4450	XFE080P4N#	7200	
	100A		XFE100P-WT	4035	XFE100P4N-WT	5990	
	100A		XFE100P#	4450	XFE100P4N#	7200	
	125A		XFE125P-WT	5555	XFE125P4N-WT	7915	
	125A		XFE125P#	6445	XFE125P4N#	9195	
	16A	18/18kA	XFR016PV	8905	XFR016PV4N	11440	
	20A		XFR020PV		XFR020PV4N		
	25A		XFR025PV		XFR025PV4N		
	32A		XFR032PV		XFR032PV4N		
	40A		XFR040PV		XFR040PV4N		
	50A		XFR050PV		XFR050PV4N		
	63A		XFR063PV		XFR063PV4N		
	80A		XFR080PV-WT	9075	XFR080PV4N-WT		
	100A		XFR100PV-WT		XFR100PV4N-WT		
	125A		XFR125PV-WT	11630	XFR125PV4N-WT	14355	
	16A	25/25kA	XFS016PV	12210	XFS016PV4N	16885	
	20A		XFS020PV		XFS020PV4N		
	25A		XFS025PV		XFS025PV4N		
	32A		XFS032PV		XFS032PV4N		
	40A		XFS040PV		XFS040PV4N		
	50A		XFS050PV		XFS050PV4N		
	63A		XFS063PV		XFS063PV4N		
	80A		XFS080PV-WT	11805	XFS080PV4N-WT		
	100A		XFS100PV-WT		XFS100PV4N-WT		
	125A		XFS125PV-WT	15835	XFS125PV4N-WT	21670	
	16A	36/36kA	XFL016PV	16360	XFL016PV4N	20330	
	20A		XFL020PV		XFL020PV4N		
	25A		XFL025PV		XFL025PV4N		
	32A		XFL032PV		XFL032PV4N		
	40A		XFL040PV		XFL040PV4N		
	50A		XFL050PV		XFL050PV4N		
	63A		XFL063PV		XFL063PV4N		
	80A		XFL080PV-WT		XFL080PV4N-WT		
	100A		XFL100PV-WT		XFL100PV4N-WT		
	125A		XFL125PV-WT	17775	XFL125PV4N-WT	22930	
	16A	50/50kA	XFV016PV	22325	XFV016PV4N	26280	
	20A		XFV020PV		XFV020PV4N		
	25A		XFV025PV		XFV025PV4N		
	32A		XFV032PV		XFV032PV4N		
	40A		XFV040PV		XFV040PV4N		
	50A		XFV050PV		XFV050PV4N		
	63A		XFV063PV		XFV063PV4N		
	80A		XFV080PV-WT	20700	XFV080PV4N-WT		
	100A		XFV100PV-WT	22145	XFV100PV4N-WT		

Note: Phase barriers are supplied along with all MCCBs.
#Spreader terminals available as standard.
Spreader terminals are available as accessories, unless otherwise specified against cat. nos.
For accessories please refer page No.12 on Table1 & 2

XF Frame 2 & Frame 3 With Thermal - Magnetic Release:

RATING (A) / Icu (kA)	125	160	200	250	320	400	500	630
25		XF Frame 2 - 3 Pole & 4 Pole						
36 / 50	XF Frame 2 - 3 Pole & 4 Pole				XF Frame 3 - 3 Pole & 4 Pole			

XF Frame 2



- Conforms to IS/IEC 60947-2
- Range: 125A - 250A
- High Performance Compact Size
- Suitability for Isolation
- Rated at 50°C
- Line Load Interchangeability
- Thermal Magnetic Trip unit
  - Overload Setting: 0.8-1.0 In
  - Short Circuit Setting: Fixed

HSN Code : 8536

Type	Release Range (A)	Breaking Capacity Icu/Ics at 415V AC	3 Pole		4 Pole		Std. Pkg.
			Cat. No.	MRP [₹]	Cat. No.	MRP [₹]	
XF Frame 2	160A	25/25kA	XF2E160PV-WT	22765	XF2E160PV4N-WT	27320	1
	200A		XF2E200PV-WT	27105	XF2E200PV4N-WT	33765	1
	250A		XF2E250PV-WT	31165	XF2E250PV4N-WT	38465	1
	125 A	36/36kA	XF2N125PV-WT	24885	XF2N125PV4N-WT	31350	1
	160 A		XF2N160PV-WT	33165	XF2N160PV4N-WT	41040	1
	200A		XF2N200PV-WT	34445	XF2N200PV4N-WT	43660	1
	250A		XF2N250PV-WT	38250	XF2N250PV4N-WT	44250	1
	125A	50/50kA	XF2H125PV-WT	35045	XF2H125PV4N-WT	42050	1
	160A		XF2H160PV-WT	40465	XF2H160PV4N-WT	48555	1
	200A		XF2H200PV-WT	40385	XF2H200PV4N-WT	50560	1
	250A		XF2H250PV-WT	42190	XF2H250PV4N-WT	52305	1

XF Frame 3



- Conforms to IS/IEC 60947-2
- Range: 320A - 630A
- High Performance Compact Size
- Suitability for Isolation
- Rated at 50°C
- Line Load Interchangeability
- Thermal Magnetic Trip unit
  - Overload Setting: 0.8-1.0 In
  - Short Circuit Setting: 6-10 In

HSN Code : 8536

Type	Release Range (A)	Breaking Capacity Icu/Ics at 415V AC	3 Pole		4 Pole		Std. Pkg.
			Cat. No.	MRP [₹]	Cat. No.	MRP [₹]	
XF3 range	320	36/36kA	XF3N320PV-WT	46140	XF3N320PV4N-WT	59885	1
	400		XF3N400PV-WT	46140	XF3N400PV4N-WT	59885	
	500		XF3N500PV-WT	61065	XF3N500PV4N-WT	79710	
	630		XF3N630PV-WT	61065	XF3N630PV4N-WT	79710	
	320	50/50kA	XF3H320PV-WT	51130	XF3H320PV4N-WT	68415	
	400		XF3H400PV-WT	51130	XF3H400PV4N-WT	68415	
	500		XF3H500PV-WT	67275	XF3H500PV4N-WT	89940	
	630		XF3H630PV-WT	67275	XF3H630PV4N-WT	89940	

Note: Phase barriers are supplied along with all MCCBs.
Spreader terminals are available as accessories.
For accessories please refer page No.12 on Table1 & 2

XF2 & XF3 Range With Microprocessor Release - LSI & LSIG (3 & 4 Pole)

RATING (A) / Icu (kA)	40	63	100	160	250	400	630
36 / 36	XF2- LSI / LSIG / LSIG - LCD (3 Pole & 4 Pole)					XF3- LSIG (3 Pole)	
50 / 50	XF2- LSI / LSIG / LSIG - LCD (3 Pole & 4 Pole)					XF3- LSIG (3 Pole)	

i ETU - 1.0 -LSI Release

- DIP Switch
- Overload Setting: 0.4 - 1.0 x In
- Short Circuit Setting: 1.5 - 8 x Ir
- Instantaneous Setting: 1.5 - 10 x Ir
- Short Circuit Delay: 100 - 400 ms

New

XF2 Range With i ETU 1.0 Release - LSI (3 Pole & 4 Pole) — HSN Code : 8536

Type	Release Range (A)	Breaking Capacity Icu/Ics at 415V AC	3 Pole Cat. No.	3 Pole MRP [₹]	4 Pole Cat. No.	4 Pole MRP [₹]	Std. Pkg.
XF2 range	16-40	36/36kA	XF2N040PE3-1.0	31990	XF2N040PE4-1.0	39060	1
	25-63		XF2N063PE3-1.0	31990	XF2N063PE4-1.0	39060	
	40-100		XF2N100PE3-1.0-WT	31990	XF2N100PE4-1.0-WT	39060	
	63-160		XF2N160PE3-1.0-WT	37665	XF2N160PE4-1.0-WT	52545	
	100-250		XF2N250PE3-1.0-WT	50780	XF2N250PE4-1.0-WT	70310	
	16-40	50/50kA	XF2H040PE3-1.0	37105	XF2H040PE4-1.0	51150	
	25-63		XF2H063PE3-1.0	37105	XF2H063PE4-1.0	51150	
	40-100		XF2H100PE3-1.0-WT	37105	XF2H100PE4-1.0-WT	51150	
	63-160		XF2H160PE3-1.0-WT	46595	XF2H160PE4-1.0-WT	61195	
	100-250		XF2H250PE3-1.0-WT	59800	XF2H250PE4-1.0-WT	75795	

i ETU - 1.0G LSIG Release

- DIP Switch
- Overload Setting: 0.4 - 1.0 x In
- Short Circuit Setting: 1.5 - 8 x Ir
- Earth Fault Setting: 0.2 - 0.5 In
- Instantaneous Setting: 1.5-10xIr
- Short Circuit Delay: 100 - 400 ms
- Earth Fault Delay: 100 - 400ms
- Pre Trip Alarm Indication

New

XF2 Range With i ETU 1.0G Release - LSIG (3 Pole & 4 Pole) — HSN Code : 8536

Type	Release Range (A)	Breaking Capacity Icu/Ics at 415V AC	3 Pole Cat. No.	3 Pole MRP [₹]	4 Pole Cat. No.	4 Pole MRP [₹]	Std. Pkg.
XF2 range	16-40	36/36kA	XF2N040PE3-1.0G	53755	XF2N040PE4-1.0G	62590	1
	25-63		XF2N063PE3-1.0G	53755	XF2N063PE4-1.0G	62590	
	40-100		XF2N100PE3-1.0G-WT	53755	XF2N100PE4-1.0G-WT	62590	
	63-160		XF2N160PE3-1.0G-WT	61750	XF2N160PE4-1.0G-WT	76075	
	100-250		XF2N250PE3-1.0G-WT	72725	XF2N250PE4-1.0G-WT	89280	
XF2 range	16-40	50/50kA	XF2H040PE3-1.0G	59520	XF2H040PE4-1.0G	70960	
	25-63		XF2H063PE3-1.0G	59520	XF2H063PE4-1.0G	70960	
	40-100		XF2H100PE3-1.0G-WT	59520	XF2H100PE4-1.0G-WT	70960	
	63-160		XF2H160PE3-1.0G-WT	70680	XF2H160PE4-1.0G-WT	84630	
	100-250		XF2H250PE3-1.0G-WT	81840	XF2H250PE4-1.0G-WT	99975	

Electronic Trip Unit (ETU)-LSIG for XF3

- Overload Setting: 0.4-1.0 In
- Short Circuit Setting: 1.5-10 In
- Earth Fault Setting: 0.2-0.55 In
- Instantaneous Setting: 12 In
- Short Circuit Delay: 50-500 ms
- Earth Fault Delay: 50-500 ms
- Pre Trip Alarm Indication

XF3 Range With Microprocessor Release - LSIG (3 Pole) — HSN Code : 8536

Type	Release Range (A)	Breaking Capacity Icu/Ics at 415V AC	3 Pole Cat. No.	3 Pole MRP [₹]	Std. Pkg.
XF3 range	160-400	36/36kA	XF3N400PE-LSIG-WT	76925	1
	250-630		XF3N630PE-LSIG-WT	81650	
XF3 range	160-400	50/50kA	XF3H400PE-LSIG-WT	82525	
	250-630		XF3H630PE-LSIG-WT	88270	

i ETU – 2.0GLSIG Release

- LCD Display
- Overload Setting: 0.4 -1.0 x In
- Short Circuit Setting: 1.5 -10 Ir
- Earth Fault Setting: 0.2 - 1In
- Instantaneous Setting: 1.5 -10 x Ir
- Short Circuit Delay: 50 - 500 ms
- Earth Fault Delay: 100-1000 ms
- Pre Trip Alarm Indication

New

XF2 Range With i ETU 2.0G Release - LSIG (3 Pole & 4 Pole) — HSN Code : 8536

Type	Release Range (A)	Breaking Capacity Icu/Ics at 415V AC	3 Pole Cat. No.	3 Pole MRP [₹]	4 Pole Cat. No.	4 Pole MRP [₹]	Std. Pkg.
XF2 range	16-40	36/36kA	XF2N040PE3-2.0G	67705	XF2N040PE4-2.0G	76540	1
	25-63		XF2N063PE3-2.0G	67705	XF2N063PE4-2.0G	76540	
	40-100		XF2N100PE3-2.0G-WT	67705	XF2N100PE4-2.0G-WT	76540	
	63-160		XF2N160PE3-2.0G-WT	75700	XF2N160PE4-2.0G-WT	90025	
	100-250		XF2N250PE3-2.0G-WT	86675	XF2N250PE4-2.0G-WT	103230	
	16-40	50/50kA	XF2H040PE3-2.0G	73470	XF2H040PE4-2.0G	84910	
	25-63		XF2H063PE3-2.0G	73470	XF2H063PE4-2.0G	84910	
	40-100		XF2H100PE3-2.0G-WT	73470	XF2H100PE4-2.0G-WT	84910	
	63-160		XF2H160PE3-2.0G-WT	84630	XF2H160PE4-2.0G-WT	98580	
	100-250		XF2H250PE3-2.0G-WT	95790	XF2H250PE4-2.0G-WT	113925	

Note: Phase barriers are supplied along with all MCCBs.
Spreader terminals are available as accessories.
For accessories please refer page No.12 on Table1 & 2

XF MCCB

MCCB for Motor back-up protection

- **XF1, XF2 & XF3 Frame**
- Conforms to IS/IEC 60947-2
- Range: 32A - 630A
- I_{cu}/ I_{cs} = 50/50kA
- High Performance Compact Size
- Suitability for Isolation
- Rated at 50°C
- Line Load Interchangeability
- Double Insulation
- Magnetic Trip unit

HSN Code : 8536

Type	Release Range (A)	Breaking Capacity Icu/Ics at 415V AC	3 Pole		Std. Pkg.
			Cat. No.	MRP [₹]	
XF1 range	32	50/50kA	XFV032P-MO	9875	1
	40		XFV040P-MO	9875	1
	50		XFV050P-MO	9875	1
	63		XFV063P-MO	9875	1
	80		XFV080P-MO-WT	9300	1
	100		XFV100P-MO-WT	12005	1
XF2 range	125	50/50kA	XF2H125P-MO-WT	16190	1
	160		XF2H160P-MO-WT	25040	1
	200		XF2H200P-MO-WT	29715	1
	250		XF2H250P-MO-WT	34725	1
XF3 range	320	50/50kA	XF3H320P-MO-WT	43450	1
	400		XF3H400P-MO-WT	43450	1
	500		XF3H500P-MO-WT	49965	1
	630		XF3H630P-MO-WT	52900	1

Note: Phase barriers are supplied along with all MCCBs.
Spreader terminals are available as accessories.
For accessories please refer page No.12 on Table1 & 2

MCCB Accessories

XF Range MCCBs:

Shunt Release

UV Release

ATAC

Extended Rotary Handle

DIN Rail

Table 1 **HSN Code : 8538**

Description	Internal		
	Cat. No.	MRP [₹]	Std. Pkg.
Auxiliary + Trip Alarm Contact			
1 C/O + 1C/O (F1, F2 & F3)	XFALAX11	2705	1
2 C/O (F1, F2 & F3)	XFAX2	2660	
Shunt Release			
220V - 415V F1	XFSHT220V	2330	1
220V - 415V F2	XF2SHT220V	2375	
220V - 415V F3	XF3SHT220V	3850	
Under Voltage Release			
240V F1	XFUV240VA	3045	1
240V F2	XF2UV240VA	3080	
240V F3	XF3UV240VA	4810	
415V F1	XFUV415VA	3500	
415V F2	XF2UV415VA	3540	
415V F3	XF3UV415VA	4810	

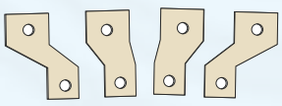

Spreader Terminals

Table 2 **HSN Code : 8538**

Description	Current (A)	External		
		Cat. No.	MRP [₹]	Std. Pkg.
Spreader Terminals	50	ACMF1TP050-6T	670	Set of 6 (3P)
	100	ACMF1TP100-6T	670	
	125	ACMF1TP125-6T	790	
	50	ACMF1FP050-8T	965	Set of 8 (4P)
	100	ACMF1FP100-8T	1015	
	125	ACMF1FP125-8T	1255	
	160	ACMF2TP160-6T	2620	Set of 6 (3P)
	250	ACMF2TP250-6T	2620	
	160	ACMF2FP160-8T	3285	Set of 8 (4P)
	250	ACMF2FP250-8T	3470	
	400	ACMF3TP400-6T	5350	Set of 6 (3P)
	630	ACMF3TP630-6T	6800	
	400	ACMF3FP400-8T	8580	Set of 8 (4P)
	630	ACMF3FP630-8T	9240	
Extended Rotary Handle	-	XF1ROHE	3315	1
	-	XF2ROHE	3545	
	-	XF2ROHE-LSIG	3545	
	-	XF3ROHE	6835	
Direct Rotary Handle	-	XF1ROHD	2095	
	-	XF2ROHD	2175	
Din Rail	-	F1DIN	410	
MCCB Enclosure	-	F1EU3P	1770	1
	-	F2EU3P	3820	
	-	F1EU4P	2300	
	-	F2EU4P	4945	

XG1/XB Range With Thermal - Magnetic Release:



XA1 Frame - 4 Pole

- Conforms to IS/IEC 60947-2
- Range: 25A to 125A, 4P
- Ics=100% of Icu
- High Electrical & Mechanical life
- Thermal Magnetic Release
- Compact size
- Adjustable overload setting : 0.8-1.0 x In
- Wide range of snap fit internal & external accessories

XA1 Frame :
I_{cu}/I_{cs} = 18/18 kA

XG1 Frame - 4 Pole

- Conforms to IS/IEC 60947-2
- 84A to 160A, 4P
- 36kA & 50kA breaking capacities
- Ics= 100% of Icu
- Adjustable overload settings: 0.67 - 1.0 x In
- Adjustable short-circuit settings: 6 - 12 x In
- Transparent sealable release cover
- Compact size
- Wide range of accessories

XG1 Frame :
I_{cu}/I_{cs} = 36/36, 50/50 kA

XB Range - 4 Pole

- Conforms to IS/IEC 60947-2
- 80A to 630A, 4P
- 25kA, 36kA, 50kA breaking capacities
- Ics= 100% of Icu*
- Adjustable overload settings: 0.8 - 1.0 x In
- Manual, Rotary and Motorised versions
- Adjustable short-circuit settings: 6 - 10 x In**
- Wide range of accessories

XB Frame :
I_{cu}/I_{cs} = 25/25, 36/18, 36/36, 50/50 kA

XA1/XG1/XB Range With Thermal - Magnetic Release - 4 Pole

HSN Code : 8536

Type	Release Range (A)	Breaking Capacity Icu/Ics	4 Pole Cat. No.	MRP [₹]	Std. Pkg.
XA1	32	18/18kA	XA1R032PV4	-	1
	40		XA1R040PV4	-	
	63		XA1R063PV4	-	
	100 (w/o spreader)		XA1R100PV4	-	
	125		XA1R125PV4	-	
XB0	20	25/25kA	XB0S020PV4	-	
	25		XB0S025PV4	-	
	32		XB0S032PV4	-	
	40		XB0S040PV4	-	
	63		XB0S063PV4	-	
	100		XB0S100PV4	-	
XB1	125		XB1E125PV4	-	
	160		XB1E160PV4	-	
	200		XB1E200PV4	-	
	250		XB1E250PV4	-	
XG1	100	36/36kA	XG1N100PV4	-	
	125		XG1N125PV4	-	
	160		XG1N160PV4	-	
XB2	200		XB2N200PV4	-	
	250		XB2N250PV4	-	
XB3S	320		XB3SN320PV4	-	
	400		XB3SN400PV4	-	
XB3	320		XB3N320PV4	-	
	630		XB3N630PV4	-	
XG1	100	50/50kA	XG1H100PV4	-	
	125		XG1H125PV4	-	
	160		XG1H160PV4	-	
XB2	200		XB2H200PV4	-	
	250		XB2H250PV4	-	
XB3	320		XB3H320PV4	-	
	400		XB3H400PV4	-	
	630		XB3H630PV4	-	

General Information

- Use of phase barriers is mandatory. These are supplied along with MCCBs
- It is recommended to use spreader terminals for enhancing termination capacity
- Spreader terminals are available as accessories, unless otherwise specified against cat. nos.

Special Applications

- XB range MCCBs with TM release can be used for DC application (4 Pole)
- XB range MCCBs can be used for Capacitor back-up protection

@ Motorized version available for XB2 AND XB3 Frames
* XB0 : Ics = 50% Icu
** For XB0, XB1, XB3S Short circuit setting : 9 In

For accessories please refer page No.16 on Table 1, 2 & 3

XG1/XB Range With Microprocessor Release:

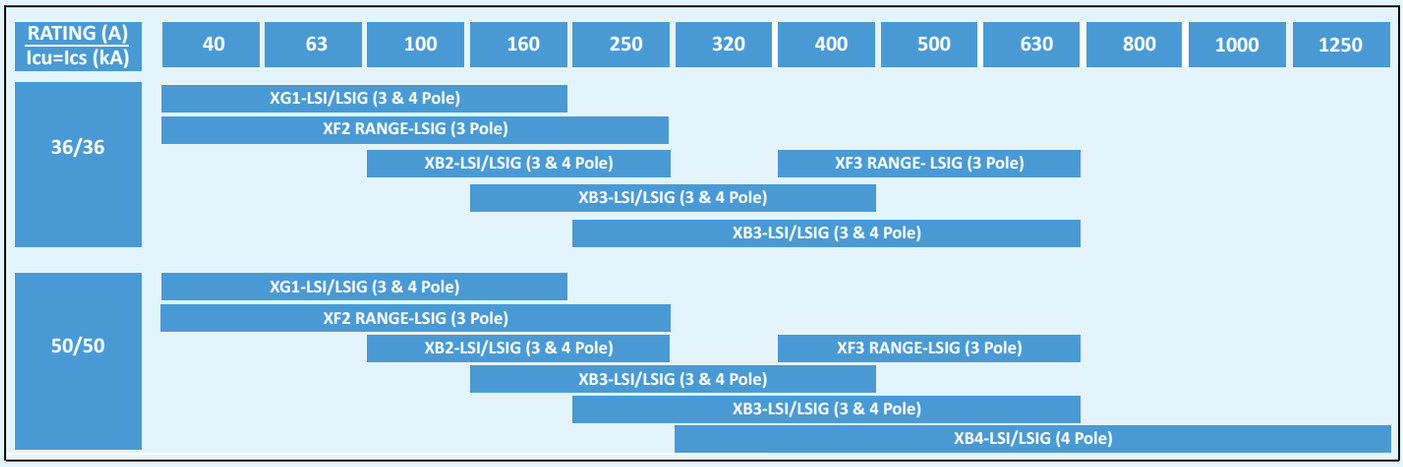

With Microprocessor Release BMR & GMR - LSI (3 & 4 Pole)

XB Frame - BMR :
I_{cu}/I_{cs} = 36/36, 50/50 kA

XB-BMR (LSI)

- Conforms to IS/IEC 60947-2
- 250A to 1250A, 3P & 4P
- 36kA, 50kA breaking capacities
- Adjustable overload setting from 0.4 to 1.0 x In
- Ics=100% Icu
- Adjustable short-circuit setting from 1.5 to 8 x Ir
- Inbuilt instantaneous Protection
- Switchable thermal memory
- Variable trip class
- Front LED Indication
- Manual, Rotary and Motorised versions available@
- Wide range of accessories

XG1 Frame - GMR :
I_{cu}/I_{cs} = 36/36, 50/50 kA

XG1-GMR (LSI)

- Conforms to IS/IEC 60947-2
- 16A to 160A, 3P & 4P
- 36kA & 50kA breaking capacities
- Ics=100% Icu
- Adjustable overload setting from 0.25 to 1.0 x In
- Adjustable short-circuit setting from 1.5 to 12 x Ir
- Instantaneous setting from 1.5 to 12 x In
- Switchable thermal memory
- Variable trip class
- Transparent sealable release cover
- Compact size
- Adjustable overload setting from 0.25 to 1.0 x In
- Wide range of accessories

HSN Code : 8536

Type	Release Range (A)	Breaking Capacity Icu/Ics	3 Pole		4 Pole		Std. Pkg.
			Cat. No.	MRP [₹]	Cat. No.	MRP [₹]	
XG1	10-40	36/36kA	XG1L040PE3-LSI	-	XG1L040PE4-LSI	-	1
	16-63		XG1L063PE3-LSI	-	XG1L063PE4-LSI	-	
	25-100		XG1L100PE3-LSI	-	XG1L100PE4-LSI	-	
	40-160		XG1N160PE3-LSI	-	XG1N160PE4-LSI	-	
XB2	100-250		XB2N250PE3-LSI	-	XB2N250PE4-LSI	-	
XB3	160-400		XB3N400PE3-LSI	-	XB3N400PE4-LSI	-	
	250-630		XB3N630PE3-LSI	-	XB3N630PE4-LSI	-	
XG1	10-40	50/50kA	XG1V040PE3-LSI	-	XG1V040PE4-LSI	-	
	16-63		XG1V063PE3-LSI	-	XG1V063PE4-LSI	-	
	25-100		XG1V100PE3-LSI	-	XG1V100PE4-LSI	-	
	40-160		XG1H160PE3-LSI	-	XG1H160PE4-LSI	-	
XB2	100-250		XB2H250PE3-LSI	-	XB2H250PE4-LSI	-	
XB3	160-400		XB3H400PE3-LSI	-	XB3H400PE4-LSI	-	
	250-630		XB3H630PE3-LSI	-	XB3H630PE4-LSI	-	
XB4	320-800		XB4H800PE3-LSI	-	XB4H800PE4-LSI	-	
	400-1000		XB4H1000PE3-LSI	-	XB4H1000PE4-LSI	-	
	500-1250		XB4H1250PE3-LSI	-	XB4H1250PE4-LSI	-	

@ Motorized version available for XB2 and XB3 Frames (please refer page no.16)

For accessories please refer page No.16 on Table1, 2 & 3

General Information

- Use of phase barriers is mandatory. These are supplied along with MCCBs
- It is recommended to use spreader terminals for enhancing termination capacity
- Spreader terminals are available as accessories, unless otherwise specified against cat. nos.

XB Frame - BMR :
I_{cu}/I_{cs} = 36/36, 50/50 kA

XB-BMR (LSIG)

- Conforms to IS/IEC 60947-2
- 40A to 1250A, 3P & 4P
- 36kA, 50kA breaking capacities
- Ics=100% Icu
- Adjustable overload setting from 0.4 to 1.0 x In
- Adjustable short-circuit setting from 1.5 to 8 x Ir
- Inbuilt instantaneous Protection
- Inbuilt ground fault protection from 20%-50% of In
- Adjustable neutral overload protection from 50% to 150% of Ir
- Switchable thermal memory
- Variable trip class
- Front LED Indication
- Panel mounted display for current metering & trip record
- Manual, Rotary and Motorised versions available@
- Wide range of accessories

XG1 Frame - GMR :
I_{cu}/I_{cs} = 36/36, 50/50 kA

XG1-GMR (LSIG)

- Conforms to IS/IEC 60947-2
- 16A to 160A, 3P & 4P
- 36kA & 50kA breaking capacities
- Ics=100% Icu
- Adjustable overload setting from 0.25 to 1.0 x In
- Adjustable short-circuit setting from 1.5 to 10 x Ir
- Adjustable Instantaneous setting, 6 In & 12 In
- Inbuilt ground fault protection from 20%-70% of In
- Adjustable neutral overload protection from 50% to 200% of Ir
- Switchable thermal memory
- Provision for release testing
- Individual fault indication LEDs
- Transparent sealable release cover
- Compact size
- Wide range of accessories

With Microprocessor Release BMR & GMR - LSIG (3 & 4 Pole)

HSN Code : 8536

Type	Release Range (A)	Breaking Capacity Icu/Ics	3 Pole		4 Pole		Std. Pkg.
			Cat. No.	MRP [₹]	Cat. No.	MRP [₹]	
XG1	10-40	36/36kA	XG1L040PE3-LSIG	-	XG1L040PE4-LSIG	-	1
	16-63		XG1L063PE3-LSIG	-	XG1L063PE4-LSIG	-	1
	25-100		XG1L100PE3-LSIG	-	XG1L100PE4-LSIG	-	1
	40-160		XG1N160PE3-LSIG	-	XG1N160PE4-LSIG	-	1
XB2	40-100	36/36kA	-	-	XB2V100PE4-LSIG	-	1
	63-160		-	-	XB2N160PE4-LSIG	-	1
	100-250		XB2N250PE3-LSIG	-	XB2N250PE4-LSIG	-	1
XB3	160-400	36/36kA	XB3N400PE3-LSIG	-	XB3N400PE4-LSIG	-	1
	250-630		XB3N630PE3-LSIG	-	XB3N630PE4-LSIG	-	1
XG1	10-40	50/50kA	XG1V040PE3-LSIG	-	XG1V040PE4-LSIG	-	1
	16-63		XG1V063PE3-LSIG	-	XG1V063PE4-LSIG	-	1
	25-100		XG1V100PE3-LSIG	-	XG1V100PE4-LSIG	-	1
	40-160		XG1H160PE3-LSIG	-	XG1H160PE4-LSIG	-	1
XB2	40-100	50/50kA	-	-	XB2L100PE4-LSIG	-	1
	63-160		-	-	XB2H160PE4-LSIG	-	1
	100-250		XB2H250PE3-LSIG	-	XB2H250PE4-LSIG	-	1
XB3	160-400	50/50kA	XB3H400PE3-LSIG	-	XB3H400PE4-LSIG	-	1
	250-630		XB3H630PE3-LSIG	-	XB3H630PE4-LSIG	-	1
XB4	320-800	50/50kA	XB4H800PE3-LSIG	-	XB4H800PE4-LSIG	-	1
	400-1000		XB4H1000PE3-LSIG	-	XB4H1000PE4-LSIG	-	1
	500-1250		XB4H1250PE3-LSIG	-	XB4H1250PE4-LSIG	-	1

@ Motorized version available for XB2 and XB3 Frames

For accessories please refer page No.16 on Table 1, 2 & 3

General Information

- Use of phase barriers is mandatory. These are supplied along with MCCBs
- It is recommended to use spreader terminals for enhancing termination capacity
- Spreader terminals are available as accessories, unless otherwise specified against cat. nos.

Accessories - XB/XG1 Range MCCBs:

Auxiliary Contact

ATAC

Shunt Release

UV Release

Table 1

HSN Code : 8538

Description	External		
	Cat. No.	MRP [₹]	Std. Pkg.
Rotary Handle			
XA1, XB0 Direct ROM	XB0A1ROHD	-	1
XA2, XB1 Direct ROM	XB1A2ROHD	-	1
XG1 Direct ROM	XG1ROHD	-	1
XB2 Direct ROM	XB2ROHD	-	1
XA3, XB3S, XB3 Direct ROM	XB3A3ROHD	-	1
XA1, XB0 Extended ROM	XB0A1ROHE	-	1
XA2, XB1 Extended ROM	XB1A2ROHE	-	1
XG1 Extended ROM	XG1ROHE	-	1
XB2 Extended ROM	XB2ROHE	-	1
XA3, XB3S, XB3 Extended ROM	XB3A3ROHE	-	1
XB4 Extended ROM	XB4ROHE	-	1
Stored Energy Electrical Operating Mechanism			
XB2 - 240V AC*	-		
XB3 - 240V AC*	-		

Spreader Terminals

Direct ROM

Extended ROM

Table 2

HSN Code : 8538

Description	Internal		
	Cat. No.	MRP [₹]	Std. Pkg.
Auxiliary Contact			
XA1, XA2, XB0, XB1 - 1 C/O - Right	XB01A12AUX1	-	1
XA1, XA2, XB0, XB1 - 2 C/O - Right	XB01A12AUX2	-	1
XG1 - 1 C/O	XG1AUX1	-	1
XA3, XB2, XB3S, XB3, XB4 - 1 C/O	XB234A3AUX1	-	1
XA3, XB2, XB3S, XB3, XB4 - 2 C/O	XB234A3AUX2	-	1
Trip Alarm Contact			
XA1, XA2, XB0, XB1 - 1 C/O - Right	XB01A12ALR1	-	1
XG1 - 1 C/O	XG1AUX1	-	1
XA3, XB2, XB3S, XB3, XB4 - 1 C/O - Right	XB234ALR1	-	1
Auxiliary 1 C/O + TAC 1 C/O			
XA1, XA2, XB0, XB1 - Right	XB01A12ALAX1	-	1
XA3, XB2, XB3S, XB3, XB4 - Right	XB234ALAX1	-	1
Shunt Release			
XA1, XA2, XB0, XB1 - 24V DC - Left	XB01A12SHT24V	-	1
XA1, XA2, XB0, XB1 - 240/415V AC - Left	XB01A12SHTUNI	-	1
XG1 - 240V AC	XG1SHT240V	-	1
XA3, XB2, XB3S, XB3, XB4 - 110/240/415V AC, 110/220V DC	XB234A3SHTUNI	-	1
Under Voltage Release			
XA1, XA2, XB0, XB1 - 240V AC - Left	XB01A12UV240V	-	1
XG1 - 240V AC	XG1UV240V	-	1
XA3, XB2, XB3S, XB3 - 240V AC - Left	XB23UV240V	-	1
XB4 - 240V AC - Left	XB4UV240V	-	1

** Use these catcode of UV with they look MCCBs only

Table 3

HSN Code : 8538

Description	External		
	Cat. No.	MRP [₹]	Std. Pkg.
Spreader Terminals - 3 Pole			
XA1, XB0-100 - 3 Pole	XB0A1100TPST	-	Set of 6
XA1, XB0-125D - 3 Pole	XB0A1125TPST	-	Set of 6
XG1 - 160 - 3 Pole	XG160TPST	-	Set of 6
XA2, XB1, XB2 - 250 - 3 Pole	XB12A2250TPST	-	Set of 6
XA3, XB3S/XB3-400 - 3 Pole	XB3400TPST	-	Set of 6
XB3-630 - 3 Pole	XB3630TPST	-	Set of 6
XB4-800 - 3 Pole	XB4800TPST	-	Set of 6
XB4-1000 - 3 Pole	XB41000TPST	-	Set of 12
XB4-1250 - 3 Pole	XB41250TPST	-	Set of 6
Spreader Terminals - 4 Pole			
XA1, XB0-100 - 4 Pole	XB0A1100FPST	-	Set of 8
XA1, XB0-125D - 4 Pole	XB0A1125FPST	-	Set of 8
XG1 - 160 - 4 Pole	XG160FPST	-	Set of 8
XA2, XB1, XB2 - 250 - 4 Pole	XB12A2250FPST	-	Set of 8
XA3, XB3S/XB3-400 - 4 Pole	XB3400FPST	-	Set of 8
XB3-630 - 4 Pole	XB3630FPST	-	Set of 8
XB4-800 - 4 Pole	XB4800FPST	-	Set of 8
XB4-1000 - 4 Pole	XB41000FPST	-	Set of 16
XB4-1250 - 4 Pole	XB41250FPST	-	Set of 8

Note: Phase barriers are supplied along with MCCBs

* Available as customised factory fitted solutions, please contact nearest sales office

X-Line TPN S-D-F suitable for DIN fuse-link (TPN & FP) in open execution

- Range 32A to 800A, 415V, AC 23A
- Conforms to IS/IEC 60947-3
- Terminal Shrouds on both sides and Phase Barriers included
- Telescopic shaL for depth adjustment
- TPN SDF has isolable neutral
- 4P SDF has Switched Neutral Pole and is 100% rated
- Door interlock & padlock facility

HSN Code : 8537

Size	Rated Current (A)	Suitable Fuse link for reference		Open Execution type TPN SDF - Suitable for DIN Fuse - link				Open Execution type FP SDF - Suitable for DIN Fuse -link			
		Type	Range (A)	Type	Cat No.	MRP [₹]	Std. Pkg (Nos.)	Type	Cat No.	MRP [₹]	Std. Pkg (Nos.)
Frame 1	32	HF Size 14x51	2 to 32	32 TPN / FP	BXL95518	-	1	32 TPN / FP	BXL95518	-	1
	32	HF Size 14x51	2 to 32	32 TPN / FP CE*	BXL95703*	-	1	32 TPN / FP CE*	BXL95703	-	1
	63	HF Size 14x51	2 to 63	63 TPN / FP	BXL95421	-	1	63 TPN / FP	BXL95421	-	1
	63	HF Size 14x51	2 to 63	63 TPN / FP CE*	BXL95704*	-	1	63 TPN / FP CE*	BXL95704	-	1
Frame 2	100	Size 000/00	63 to 100	100 TPN	BXL95568	-	1	100 FP	BXL90496	-	1
	125	Size 000/00	63 to 125	125 TPN	BXL95001	-	1	125 FP	BXL90497	-	1
	160	Size 000/00	63 to 160	160 TPN	BXL95713	-	1	160 FP	BXL90498	-	1
Frame 3	200	Size 0	80 to 200	200 TPN	BXL95418	-	1	200 FP	BXL90471	-	1
	250	Size 1	125 to 250	250 TPN	BXL95642	-	1	250 FP	BXL90472	-	1
Frame 4	315	Size 1	125 to 315	315 TPN	BXL95461	-	1	315 FP	BXL90473	-	1
	400	Size 2	200 to 400	400 TPN	BXL95481	-	1	400 FP	BXL90480	-	1
Frame 5	630	Size 3	315 to 630	630 TPN	BXL95521	-	1	630 FP	BXL90481	-	1
	800	Size 3	315 to 800	800 TPN	BXL95679	-	1	800 FP	BXL90482	-	1

* 'CE' handle has door interlock facility without defeat feature

Note: Add a suffix "OOOO" for all the above mentioned catcodes

X - Line TPN SDF in SS Enclosure

- Range 32A to 800A, 415V, AC 23A
- Spacious Sheet Steel Enclosure
- Separate cable gland box not required
- Terminal Shrouds on both sides and Phase Barriers included
- Conforms to IS/IEC 60947-3
- Suitable for Cylindrical/DIN fuse-link
- Door interlock & padlock facility

HSN Code : 8537

Size	Rated Current (A)	Suitable Fuse link for reference		In sheet steel Enclosure Type TPN SDF Suitable for DIN Fuse -link			
		Type	Range (A)	Type	Cat No.	MRP (₹)	Std. Pkg (Nos.)
Frame 1	32	HF Size 14x51	2 to 32	32 TPN / FP CE*	BXLENC90483*	-	1
	63	HF Size 14x51	2 to 63	63 TPN / FP CE*	BXLENC90484*	-	1
Frame 2	100	Size 000/00	63 to 100	100 TPN	BXLENC90485	-	1
	125	Size 000/00	63 to 125	125 TPN	BXLENC90486	-	1
	160	Size 000/00	63 to 160	160 TPN	BXLENC90487	-	1
Frame 3	200	Size 0	80 to 200	200 TPN	BXLENC90488	-	1
	250	Size 1	125 to 250	250 TPN	BXLENC90489	-	1
Frame 4	315	Size 1	125 to 315	315 TPN	BXLENC90490	-	1
	400	Size 2	200 to 400	400 TPN	BXLENC90491	-	1
Frame 5	630	Size 3	315 to 630	630 TPN	BXLENC90492	-	1
	800	Size 3	315 to 800	800 TPN	BXLENC90493	-	1

* 'CE' handle has door interlock facility without defeat feature
Note: Add a suffix "OOOO" for all the above mentioned catcodes

- Range 32A to 630A, 415V, AC 23A
- Conforms to IS/IEC 60947-3
- Terminal Shrouds on both sides and Phase Barriers included
- Telescopic shaL for depth adjustment
- Door interlock & padlock facility
- Also for 220V DC & 240V AC appluca on

HSN Code : 8537

Size	Rated Current (A)	Suitable Fuse link for reference	2P SDF Suitable for DIN Fuse link - Open Execution			
			Type	Cat No.	MRP [₹]	Std. Pkg (Nos.)
Frame 1	32	HF Size 14x51	32 2P	BXL95594	-	1
	63	HF Size 14x51	63 2P	BXL95595	-	1
Frame 2	100	Size 000/00	100 2P	BXL35086	-	1
	125	Size 000/00	125 2P	BXL35087	-	1
	160	Size 000/00	160 2P	BXL35088	-	1
Frame 3	200	Size 0	200 2P	BXL35089	-	1
	250	Size 1	250 2P	BXL31674	-	1
Frame 4	315	Size 1	315 2P	BXL38930	-	1
	400	Size 2	400 2P	BXL31676	-	1
Frame 5	630	Size 3	630 2P	BXL35090	-	1

Note: Add a suffix "OOOO" for all the above mentioned catcodes

2 Pole - Din Type Fuse link

X-Line SDF suitable for BS fuse-link (TPN) in open execution

- Range 32A to 630A, 415V, AC 23A
- Conforms to IS/IEC 60947-3
- Terminal Shrouds on both sides and Phase Barriers included
- Telescopic shaL for depth adjustment
- Door interlock & padlock facility

HSN Code : 8537

Size	Rated Current (A)	Suitable Fuse link for reference	TPN SDF Suitable for BOLTED Fuse link - Open Execution			
			Type	Cat No.	MRP [₹]	Std. Pkg (Nos.)
Frame 1	32	A1L	32 TPN	BXL95653	-	1
	63	A1L	63 TPN	BXL95651	-	1
Frame 2	100	A4	100 TPN	BXL95570	-	1
	125	A4	125 TPN	BXL95009	-	1
	160	A4	160 TPN	BXL95714	-	1
Frame 3	200	B1 / B2	200 TPN	BXL95588	-	1
	250	B2 / B3	250 TPN	BXL95682	-	1
Frame 4	315	B3	315 TPN	BXL95590	-	1
	400	B4	400 TPN	BXL95591	-	1
Frame 5	630	C2	630 TPN	BXL95592	-	1

Note: Add a suffix "OOOO" for all the above mentioned catcodes

TPN Bolted Type Fuse link

X-Line SDF - Spares & Accessories

HSN Code : 8538

Description			Type	Cat No.	MRP [₹]	Std. Pkg (Nos.)
	Auxiliary Contact Kit (1NO + 1 NC)		32/63	BXL91302	-	1
			100/125/160	BXL91328	-	1
			200/250	BXL91329	-	1
			315/400/630/800	BXL91330	-	1
	2nd Aux. Contact (1NO + 1NC)		32/63	BXL90670	-	1
			100 to 1000	BXL90696		1
	Earthing Link		32 to 1000@	BXL90396	-	1
Terminal Shroud Kit			32/63	BXL91190	-	1
			100/125/160	BXL91137	-	1
			200/250	BXL91335	-	1
			315/400	BXL91346	-	1
			630/800	BXL91347	-	1
	Handle Assembly - A		32/63	BXL91257	-	1
			100 to 250	BXL91258	-	1
			315/400/630/800	BXL91259	-	1
	Handle Assembly - B		32/63	BXL91277	-	1
			100 to 250	BXL91278	-	1
			315/400/630/800	BXL91279	-	1
	Handle Assembly - CE		32/63	BXL91337	-	1
Interphase Barrier Kit			200	BXL91343	-	1
			315/400	BXL91344	-	1
			630/800	BXL91345	-	1
	Castell Type Lock	A	100/125/160/200/250	BXL00333	-	1
		B		BXL00334	-	1
		C		BXL00335	-	1
		D		BXL00336	-	1
		A	315/400/630/800	BXL00345	-	1
		B		BXL00346	-	1
		C		BXL00347	-	1
		D		BXL00348	-	1
	Switched Neutral Kit		100/125/160	BXL95233	-	1
			200/250	BXL95516	-	1
			315/400	BXL95517	-	1
			630/800	BXL95546	-	1

@For terminating earth busbar upto 25mm width. Order Qty 1 for 10 earthing links
Note: Add a suffix "OOOO" for all the above mentioned catcodes

Switch Disconnector Fuse Units

Suitable for DIN / BOLTED fuses in open execution

TUFLINE 11

HSN Code : 8536

Rating (A) AC-23A	Cat No.	Fuse Type	Type	MRP [₹]
32A	PSFS323ND00	DIN	TPN	3635
32A	PSFS323ND000	DIN	TPN	3635
32A	PSFS323NB	Bolted	TPN	3635
32A	PSFS323B	Bolted	TP	3780
63A	PSFS633ND00	DIN	TPN	5170
63A	PSFS633ND000	DIN	TPN	5170
63A	PSFS633NB	Bolted	TPN	5030
63A	PSFS633B	Bolted	TP	5170
100	PSFS1003*	DIN/Bolted	TP	11465
100	PSFS1003N*	DIN/Bolted	TPN	11465
125	PSFS1253*	DIN/Bolted	TP	15500
125	PSFS1253N*	DIN/Bolted	TPN	15500
160	PSFS1603*	DIN/Bolted	TP	15890
160	PSFS1603N*	DIN/Bolted	TPN	17250
200	PSFS2003B	Bolted	TP	17910
200	PSFS2003NB	Bolted	TPN	18480

* Use suffix 'D' for DIN type, 'B' for bolted type

Switch Disconnector

HSN Code : 8536

Rating (A) AC-23A	Cat No.	Fuse Type	Type	MRP [₹]
32A	PSSD323N	-	TPN	3415
63A	PSSD633N	-	TPN	4675
100A	PSSD1003N	-	TPN	10635
125A	PSSD1253N	-	TPN	13205
160A	PSSD1603N	-	TPN	14885
200A	PSSD2003N	-	TPN	15570

Fuse Switch Units Type FS

HSN Code : 8538

Rating (A) AC-23A	Cat No.	Fuse Type	Type	MRP [₹]
32A	FS0N	BOLTED	TP	4780
63A	FS1N	BOLTED	TP	6415
Shroud	AC21TS			360
1NO+1NC	AC21EB11	for FS0 / FS1N		1175
Neutral	AC21L	for FS0 / FS1N-		505
Handle assembly-32A	SP21FS0H	for FS0		700
Handle assembly-63A	SP21FS1H	for FS1		700

On/Off indication from top window

Switch Disconnector Fuse

- Conforms to IS 13947-3
- TPN/TP version
- AC 23A duty
- Mechanism with 4 Breaks per pole
- Handle with door interlock and padlock

Facility to lock the contact carrier

BPX Range of Plugs/Socket/Connector- 16A to 125A:

Conform to International standards EN/IEC 60309-1 & 2

HSN Code : 8536

Panel Mounted Straight Socket - IP44

Amp	Poles	230V~ 50-60Hz	415V~ 50-60Hz	Lot size	MRP (₹) / Unit
16	3	BPX1PSS341		10	1005
	4		BPX1PSS442	10	1605
	5		BPX1PSS542	10	1625
32	3	BPX2PSS341		10	1725
	4		BPX2PSS442	10	1970
	5		BPX2PSS542	10	1990
63	3	BPX3PSS341		5	6850
	4		BPX3PSS442	5	7000
	5		BPX3PSS542	5	7050

HSN Code : 8536

Panel Mounted Straight Socket - IP67

Amp	Poles	230V~ 50-60Hz	415V~ 50-60Hz	Lot size	MRP (₹) / Unit
16	3	BPX1PSS371		10	2085
	4		BPX1PSS472	10	2260
	5		BPX1PSS572	10	2275
32	3	BPX2PSS371		10	2600
	4		BPX2PSS472	10	2965
	5		BPX2PSS572	10	2990
63	3	BPX3PSS371		5	7675
	4		BPX3PSS472	5	7695
	5		BPX3PSS572	5	7730
125	3	BPX4PSS371		2	26140
	4		BPX4PSS472	2	26270
	5		BPX4PSS572	2	26420

Panel Mounted Angled Socket - IP44

Amp	Poles	230V~ 50-60Hz	415V~ 50-60Hz	Lot size	MRP (₹) / Unit
16	3	BPX1PAS341		10	1005
	4		BPX1PAS442	10	1620
	5		BPX1PAS542	10	1640
32	3	BPX2PAS341		10	1725
	4		BPX2PAS442	10	2000
	5		BPX2PAS542	10	2020
63	3	BPX3PAS341		5	6850
	4		BPX3PAS442	5	7050
	5		BPX3PAS542	5	7085

Panel Mounted Angled Socket - IP67

Amp	Poles	230V~ 50-60Hz	415V~ 50-60Hz	Lot size	MRP (₹) / Unit
16	3	BPX1PAS371		10	2085
	4		BPX1PAS472	10	2260
	5		BPX1PAS572	10	2280
32	3	BPX2PAS371		10	2600
	4		BPX2PAS472	10	2965
	5		BPX2PAS572	10	2985
63	3	BPX3PAS371		5	7675
	4		BPX3PAS472	5	7695
	5		BPX3PAS572	5	7730
125	3	BPX4PAS371		2	26140
	4		BPX4PAS472	2	26270
	5		BPX4PAS572	2	26420

Surface Mounted Socket - IP44

Amp	Poles	230V~ 50-60Hz	415V~ 50-60Hz	Lot size	MRP (₹) / Unit
16	3	BPX1WS341		10	1605
	4		BPX1WS442	10	1775
	5		BPX1WS542	10	1790
32	3	BPX2WS341		10	2000
	4		BPX2WS442	10	2175
	5		BPX2WS542	10	2205
63	3	BPX3WS341		3	7835
	4		BPX3WS442	3	7850
	5		BPX3WS542	3	7885

Surface Mounted Socket - IP67

16A - 63A

125A

Amp	Poles	230V~ 50-60Hz	415V~ 50-60Hz	Lot size	MRP (₹) / Unit
16	3	BPX1WS371		10	2710
	4		BPX1WS472	10	3430
	5		BPX1WS572	10	3450
32	3	BPX2WS371		10	3360
	4		BPX2WS472	10	4135
	5		BPX2WS572	10	4170
63	3	BPX3WS371		3	9845
	4		BPX3WS472	3	9885
	5		BPX3WS572	3	9955
125	3	BPX4WS371		1	32140
	4		BPX4WS472	1	35255
	5		BPX4WS572	1	35410

Standard Connector - IP44

Amp	Poles	230V~ 50-60Hz	415V~ 50-60Hz	Lot size	MRP (₹) / Unit
16	3	BPX1SC341		10	1245
	4		BPX1SC442	10	1470
	5		BPX1SC542	10	1480
32	3	BPX2SC341		10	1605
	4		BPX2SC442	10	2015
	5		BPX2SC542	10	2025
63	3	BPX3SC341		5	8405
	4		BPX3SC442	5	8420
	5		BPX3SC542	5	8455

Standard Connector - IP67

Amp	Poles	230V~ 50-60Hz	415V~ 50-60Hz	Lot size	MRP (₹) / Unit
16	3	BPX1SC371		10	2620
	4		BPX1SC472	10	3120
	5		BPX1SC572	10	3140
32	3	BPX2SC371		10	3615
	4		BPX2SC472	10	4055
	5		BPX2SC572	10	4075
63	3	BPX3SC371		5	8545
	4		BPX3SC472	5	8575
	5		BPX3SC572	5	8610
125	3	BPX4SC371		1	27420
	4		BPX4SC472	1	27960
	5		BPX4SC572	1	28110

BPX Range of Plugs/Socket/Connector- 16A to 125A:

Conform to International standards EN/IEC 60309-1 & 2

HSN Code : 8536

Standard Plug - IP44

Amp	Poles	230V~ 50-60Hz	415V~ 50-60Hz	Lot size	MRP (₹) / Unit
16	3	BPX1SP341		10	825
	4		BPX1SP442	10	1150
	5		BPX1SP542	10	1165
32	3	BPX2SP341		10	1395
	4		BPX2SP442	10	1685
	5		BPX2SP542	10	1705
63	3	BPX3SP341		5	6535
	4		BPX3SP442	5	6575
	5		BPX3SP542	5	6615

HSN Code : 8536

Standard Plug - IP67

Amp	Poles	230V~ 50-60Hz	415V~ 50-60Hz	Lot size	MRP (₹) / Unit
16	3	BPX1SP371		10	1820
	4		BPX1SP472	10	2450
	5		BPX1SP572	10	2475
32	3	BPX2SP371		10	2790
	4		BPX2SP472	10	2965
	5		BPX2SP572	10	3005
63	3	BPX3SP371		5	7505
	4		BPX3SP472	5	7545
	5		BPX3SP572	5	7580
125A	3	BPX4SP371		1	23585
	4		BPX4SP472	1	23630
	5		BPX4SP572	1	23785

Phase Inverter Plug - IP44

Amp	Poles	415V~ 50-60Hz	Lot size	MRP (₹) / Unit
16	5	BPX1PIP542	10	1925
32	5	BPX2PIP542	10	2715

Phase Inverter Plug - IP67

Amp	Poles	415V~ 50-60Hz	Lot size	MRP (₹) / Unit
16	5	BPX1PIP572	10	3820
32	5	BPX2PIP572	10	4540

Panel Mounted Plug - IP44

Amp	Poles	230V~ 50-60Hz	415V~ 50-60Hz	Lot size	MRP (₹) / Unit
16	3	BPX1PP341		10	1300
	4		BPX1PP442	10	1780
	5		BPX1PP542	10	1825
32	3	BPX2PP341		10	1885
	4		BPX2PP442	10	2200
	5		BPX2PP542	10	2245
63	3	BPX3PP341		5	6835
	4		BPX3PP442	5	6890
	5		BPX3PP542	5	6995

Panel Mounted Plug - IP67

Amp	Poles	230V~ 50-60Hz	415V~ 50-60Hz	Lot size	MRP (₹) / Unit
16	3	BPX1PP371		10	2750
	4		BPX1PP472	10	3650
	5		BPX1PP572	10	3710
32	3	BPX2PP371		10	3550
	4		BPX2PP472	10	3815
	5		BPX2PP572	10	3885
63	3	BPX3PP371		5	7590
	4		BPX3PP472	5	7645
	5		BPX3PP572	5	7675
125A	3	BPX4PP371		2	25520
	4		BPX4PP472	2	27245
	5		BPX4PP572	2	27630

Surface Mounted Plug - IP44

Amp	Poles	230V~ 50-60Hz	415V~ 50-60Hz	Lot size	MRP (₹) / Unit
16	3	BPX1WP341		10	2410
	4		BPX1WP442	8	3235
	5		BPX1WP542	10	3275
32	3	BPX2WP341		10	3985
	4		BPX2WP442	10	4625
	5		BPX2WP542	10	4710
63	3	BPX3WP341		2	9170
	4		BPX3WP442	2	9235
	5		BPX3WP542	2	9375

Surface Mounted Plug - IP67

Amp	Poles	230V~ 50-60Hz	415V~ 50-60Hz	Lot size	MRP (₹) / Unit
16	3	BPX1WP371		10	3405
	4		BPX1WP472	8	4370
	5		BPX1WP572	10	4440
32	3	BPX2WP371		10	7605
	4		BPX2WP472	10	7810
	5		BPX2WP572	10	7930
63	3	BPX3WP371		2	10295
	4		BPX3WP472	2	10340
	5		BPX3WP572	2	10490

BPX Range of Socket Outlet with Switch and Mechanical Interlock

Conform to International standards EN/IEC 60309-1 & 2

HSN Code : 8536

Socket Outlet with Switch and Mechanical Interlock

Horizontal Type - IP44

Amp	Poles	230V~ 50-60Hz	415V~ 50-60Hz	Lot size	MRP (₹) / Unit
16	3	BPX1MIH341		4	11525
	4		BPX1MIH442	4	16215
	5		BPX1MIH542	4	16300

Horizontal Type - IP67

Amp	Poles	230V~ 50-60Hz	415V~ 50-60Hz	Lot size	MRP (₹) / Unit
16	3	BPX1MIH371		4	11725
	4		BPX1MIH472	4	16515
	5		BPX1MIH572	4	16575

Vertical Type - IP44

Amp	Poles	230V~ 50-60Hz	415V~ 50-60Hz	Lot size	MRP (₹) / Unit
16	3	BPX1MIV341		1	14130
	4		BPX1MIV442	1	19780
	5		BPX1MIV542	1	19850
32	3	BPX2MIV341		1	18450
	4		BPX2MIV442	1	22445
	5		BPX2MIV542	1	22520
63	3	BPX3MIV341		1	40185
	4		BPX3MIV442	1	42025
	5		BPX3MIV542	1	42090

Vertical Type - IP67

Amp	Poles	230V~ 50-60Hz	415V~ 50-60Hz	Lot size	MRP (₹) / Unit
16	3	BPX1MIV371		1	14130
	4		BPX1MIV472	1	20075
	5		BPX1MIV572	1	20150
32	3	BPX2MIV371		1	18755
	4		BPX2MIV472	1	22740
	5		BPX2MIV572	1	22820
63	3	BPX3MIV371		1	40555
	4		BPX3MIV472	1	42390
	5		BPX3MIV572	1	42470
125	3	BPX4MIV371		1	133795
	4		BPX4MIV472	1	145820
	5		BPX4MIV572	1	145895

HSN Code : 8536

Socket Outlet with Duo Interlock and DIN Rail

Vertical Type - IP44

Amp	Poles	230V~ 50-60Hz	415V~ 50-60Hz	Lot size	MRP (₹) / Unit
16	3	BPX1MID341		1	15435
	4		BPX1MID442	1	22825
	5		BPX1MID542	1	23585
32	3	BPX2MID341		1	18270
	4		BPX2MID442	1	26255
	5		BPX2MID542	1	26275
63	3	BPX3MID341		1	37210
	4		BPX3MID442	1	40665
	5		BPX3MID542	1	43125

Vertical Type - IP67

Amp	Poles	230V~ 50-60Hz	415V~ 50-60Hz	Lot size	MRP (₹) / Unit
16	3	BPX1MID371		1	15745
	4		BPX1MID472	1	23275
	5		BPX1MID572	1	24030
32	3	BPX2MID371		1	18590
	4		BPX2MID472	1	26580
	5		BPX2MID572	1	26655
63	3	BPX3MID371		1	37600
	4		BPX3MID472	1	41115
	5		BPX3MID572	1	43520
125	3	BPX4MID371		1	138685
	4		BPX4MID472	1	149650
	5		BPX4MID572	1	149715

Metal Clad - Plugs & Sockets Type 'MP' & 'MS'

HSN Code : 8536

Rating	Pins	Type	Cat No.	MRP [₹]
20A, 250V	2P + E	Plug Socket	MP20 MS20	415 465
30A, 440V	3P + E	Plug Socket	MP30 MS30	955 1005

- Self Locking design : Extremely safe
- Plug cannot be pulled out in fully engaged position
- Auto closing socket shutter
- Reliable Earthing
- Shrouded Terminals for safety

Plastic Plugs & Socket Type 'PS'

HSN Code : 8536

Rating	Pins	Type	Cat No.	MRP [₹]
20A, 250V	3	Plug Flush Mounting Socket Socket with Wall Mounting Box	PS16AA7 PS16BA7 PS16DA7	485 670 830
20A, 415V	4	Plug Flush Mounting Socket Socket with Wall Mounting Box	PS16AA1 PS16BA1 PS16DA1	585 875 1020
32A, 415V	3	Plug Socket	PS32AA7 PS32BA7	1090 1090
	4	Plug Socket	PS32AA1 PS32BA1	1140 1140
	5	Plug Socket	PS32AA5 PS32BA5	1220 1220

Heavy duty Metal-Control 'SS'

Heavy Duty Metal - Control Plugs & Sockets Type 'SS'

HSN Code : 8536

Rating	Pins	Type	Cat No.	MRP [₹]
12A, 415V (Control)	12	Panel Mounting Socket Plug with inclined Handle	2499/12 299/12B	4130 2980

Heavy duty Metal-Power 'SS'

Heavy Duty Metal - Power Plugs & Sockets Type 'SS'

HSN Code : 8536

Rating	Pins	Type	Cat No.	MRP [₹]
30A, 415V	3	Panel Mounting Socket Plug with inclined Handle	2415B 215B	1525 1505
30A, 415V	4	Panel Mounting Socket Plug with inclined Handle	2413B 213B	1600 1565
30A, 415V	5	Panel Mounting Socket Plug with inclined Handle	2417B 217B	1670 1625

Note : *Loose Conduit Box Straight (Cat. No. 9J101) MRP - Rs. 575/- each
*Spare Handle Inclined (Cat. No. 9J108) MRP -Rs. 275/- each.

HSN Code : 8538

Heavy Duty Metal Plug & Sockets Type 'DS' - 5 Pin (with Integral Switching Device)

HSN Code : 8536

Rating	Pins	Type	Cat No.	MRP[₹]
16A, 415V	5	Plug Socket Handle Assembly	DS1A7A1 DS1B7A1 SP91PH	2270 2815 445
32A, 415V	5	Plug Socket Handle Assembly	DS3A7A1 DS3B7A1 SP93PH	3710 4505 460
63A, 415V	5	Plug Socket Handle Assembly	DS6A7A1 DS6B7A1 SP96PH	5900 8135 635
125A, 415V	5	Plug Socket Handle Assembly	DS9A7A1 DS9B7A1 SP99PH	16980 24275 1555

Note : Power Receptacles with or without SFU/SDFU/MCB/MCCB having loop-in / loop-out facility is available on request.

- Range from 16A to 125 A
- 5 Pin configuration (3P+N+E)
- Plug cannot come out in ON condition (Integral Interlocking)

- Spring loaded Butt type contacts
- Self aligning and self wiping

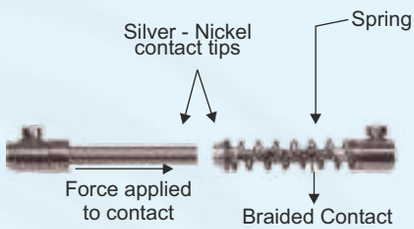

Quick Disconnect

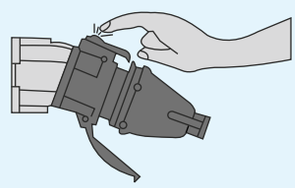



- Self aligning self wiping
- Spring loaded for consistent pressure
- Silver nickle material for extremely low temperature rise

Safety Disk

No access to live parts

Vibration proof termination



Metal Clad - Plug & Socket Box Type 'MPSEU'

HSN Code : 8536

Rating	Pins	Mounting	Type	Cat No.	MRP [₹]
20A, 250V	2P + E	Universal	Plug & Socket Box - SP-MCB Cutout	MPSEU201	1830
20A, 250V	2P + E	Universal	Plug & Socket Box - DP-MCB Cutout	MPSEU202	1830
30A, 415V	3P + E	Universal	Plug & Socket Box - TPN-MCB Cutout	MPSEU301	4580

20A

20A

30A

Plastic - Plug & Socket Box Type 'PSEU / PSEF'

HSN Code : 8536

Rating	Pins	Mounting	Type	Cat No.	MRP [₹]
20A, 250V	3	Universal	Plug & Socket Box with SP MCB Cutout Plug & Socket Box with DP-MCB Cutout	PSEU201 PSEU202	2200 2255
		Flush	Plug & Socket Box with SP MCB Cutout Plug & Socket Box with DP-MCB Cutout	PSEF201 PSEF202	2200 2255
32A, 415V	4 5	Universal	Plug & Socket Box with 4P MCB Cutout	PSEU324 PSEU325	4860 4955
	4 5	Flush	Plug & Socket Box with 4P MCB Cutout	PSEF324 PSEF325	4860 4955

Heavy Duty Metal - Plug & Socket Box Type 'SSEU'

HSN Code : 8536

Rating	Pins	Mounting	Type	Cat No.	MRP [₹]
30A, 415V	3	Universal	Plug & Socket Box with SP MCB Cutout	SSEU303-MCB1P	5485
	3	Universal	Plug & Socket Box with DP MCB Cutout	SSEU303	5485
	4 5	Universal	Plug & Socket Box with 4P MCB Cutout	SSEU304 SSEU305	5625 5750

Stainless Steel Cover Plug & Socket Box Type 'PSEU-SSC'/SSEU-SSC'

HSN Code : 8536



Rating	Pins	Mounting	Type	Cat No.	MRP [₹]
20A, 250V 32A, 415V	3 5	Universal	P&S Box with 'PS' P&S and SP MCB Cutout P&S Box with 'PS' P&S and 4P MCB Cutout	PSEU201-SSC PSEU325-SSC	2745 5670
30A, 415V	3	Universal	Plug & Socket Box with SP MCB Cutout	SSEU303-SSC-MCB1P	6295
			Plug & Socket Box with DP MCB Cutout	SSEU303-SSC	6295
	4	Universal	Plug & Socket Box with 4P MCB Cutout	SSEU304-SSC	6440
	5	Universal	Plug & Socket Box with 3P MCB Cutout	SSEU305-SSC-MCB3P	6570
			Plug & Socket Box with 4P MCB Cutout	SSEU305-SSC	6570

Final Distribution Products

- MCB
- DC MCB
- Isolators
- RCCB
- MCB Distribution Boxes

BHARTIA BCH

HSN Code : 8536

Pole	Standard pack of	Rating	B Curve Cat. No.	MRP [₹]	C Curve Cat. No.	MRP [₹]	Rating	Lower Rating Cat. No.	MRP [₹]
1P	12 units	6A	BCHX10SPB06	355	BCHX10SPC06	355	0.5A	BCHX10SPCL5	600
		10A	BCHX10SPB10	355	BCHX10SPC10	355	1A	BCHX10SPC01	600
		16A	BCHX10SPB16	355	BCHX10SPC16	355	2A	BCHX10SPC02	600
		20A	BCHX10SPB20	355	BCHX10SPC20	355	3A	BCHX10SPC03	600
		25A	BCHX10SPB25	355	BCHX10SPC25	355	4A	BCHX10SPC04	600
		32A	BCHX10SPB32	355	BCHX10SPC32	355	5A	BCHX10SPC05	600
		40A	BCHX10SPB40	865	BCHX10SPC40	865			
		50A	BCHX10SPB50	920	BCHX10SPC50	920			
		63A	BCHX10SPB63	920	BCHX10SPC63	920			
1P+N	6 units	6A			BCHX10SNC06	1220			
		10A			BCHX10SNC10	1220			
		16A			BCHX10SNC16	1220			
		20A			BCHX10SNC20	1220			
		25A			BCHX10SNC25	1220			
		32A			BCHX10SNC32	1220			
		40A			BCHX10SNC40	1770			
		50A			BCHX10SNC50	2000			
		63A			BCHX10SNC63	2000			
2P	6 units	6A	BCHX10DPB06	1275	BCHX10DPC06	1275	0.5A	BCHX10DPCL5	1780
		10A	BCHX10DPB10	1275	BCHX10DPC10	1275	1A	BCHX10DPC01	1780
		16A	BCHX10DPB16	1275	BCHX10DPC16	1275	2A	BCHX10DPC02	1780
		20A	BCHX10DPB20	1275	BCHX10DPC20	1275	3A	BCHX10DPC03	1780
		25A	BCHX10DPB25	1275	BCHX10DPC25	1275	4A	BCHX10DPC04	1780
		32A	BCHX10DPB32	1275	BCHX10DPC32	1275	5A	BCHX10DPC05	1780
		40A	BCHX10DPB40	1890	BCHX10DPC40	1890			
		50A	BCHX10DPB50	2130	BCHX10DPC50	2130			
		63A	BCHX10DPB63	2130	BCHX10DPC63	2130			
3P	4 units	6A	BCHX10TPB06	2010	BCHX10TPC06	2010	0.5A	BCHX10TPCL5	2515
		10A	BCHX10TPB10	2010	BCHX10TPC10	2010	1A	BCHX10TPC01	2515
		16A	BCHX10TPB16	2010	BCHX10TPC16	2010	2A	BCHX10TPC02	2515
		20A	BCHX10TPB20	2010	BCHX10TPC20	2010	3A	BCHX10TPC03	2515
		25A	BCHX10TPB25	2010	BCHX10TPC25	2010	4A	BCHX10TPC04	2515
		32A	BCHX10TPB32	2010	BCHX10TPC32	2010	5A	BCHX10TPC05	2515
		40A	BCHX10TPB40	2990	BCHX10TPC40	2990			
		50A	BCHX10TPB50	3120	BCHX10TPC50	3120			
		63A	BCHX10TPB63	3120	BCHX10TPC63	3120			
3P+N	3 units	6A			BCHX10TNC06	2570			
		10A			BCHX10TNC10	2570			
		16A			BCHX10TNC16	2570			
		20A			BCHX10TNC20	2570			
		25A			BCHX10TNC25	2570			
		32A			BCHX10TNC32	2570			
		40A			BCHX10TNC40	3495			
		50A			BCHX10TNC50	3715			
		63A			BCHX10TNC63	3715			
4P	3 units	6A	BCHX10FPB06	2845	BCHX10FPC06	2845	0.5A	BCHX10FPCL5	3485
		10A	BCHX10FPB10	2845	BCHX10FPC10	2845	1A	BCHX10FPC01	3485
		16A	BCHX10FPB16	2845	BCHX10FPC16	2845	2A	BCHX10FPC02	3485
		20A	BCHX10FPB20	2845	BCHX10FPC20	2845	3A	BCHX10FPC03	3485
		25A	BCHX10FPB25	2845	BCHX10FPC25	2845	4A	BCHX10FPC04	3485
		32A	BCHX10FPB32	2845	BCHX10FPC32	2845	5A	BCHX10FPC05	3485
		40A	BCHX10FPB40	3900	BCHX10FPC40	3900			
		50A	BCHX10FPB50	4045	BCHX10FPC50	4045			
		63A	BCHX10FPB63	4045	BCHX10FPC63	4045			

New

R10 DC MCB

- **Range :** 6A to 63A
- **Pole :** 1P, 2P, 3P & 4P
- **Breaking Capacity :** 10 kA
- **Energy Limiting Class :** 3
- **Voltage : upto1000V DC**
- **Ergonomic Lever**
- **Bi Connecting Terminals**
- **ON/OFF Contact Position Indicator**
- **Standard Conformity IS/IEC 60947**-2

BHARTIA
BCH

BCH
ELECTRIC
LIMITED

R10 DC MCB

New

Pole	Rating	Cat No.	MRP [₹]	Standard Packing
1	6A	BCHR10DCSP06-250	765	12 Units
	10A	BCHR10DCSP10-250	765	
	16A	BCHR10DCSP16-250	765	
	20A	BCHR10DCSP20-250	765	
	25A	BCHR10DCSP25-250	765	
	32A	BCHR10DCSP32-250	765	
	40A	BCHR10DCSP40-250	On request	
	50A	BCHR10DCSP50-250	On request	
	63A	BCHR10DCSP63-250	On request	
2	6A	BCHR10DCDP06-500	1650	6 Units
	10A	BCHR10DCDP10-500	1650	
	16A	BCHR10DCDP16-500	1650	
	20A	BCHR10DCDP20-500	1650	
	25A	BCHR10DCDP25-500	1650	
	32A	BCHR10DCDP32-500	1650	
	40A	BCHR10DCDP40-500	On request	
	50A	BCHR10DCDP50-500	On request	
	63A	BCHR10DCDP63-500	On request	
3	6A	BCHR10DCTP06-750	On request	4 Units
	10A	BCHR10DCTP10-750	On request	
	16A	BCHR10DCTP16-750	On request	
	20A	BCHR10DCTP20-750	On request	
	25A	BCHR10DCTP25-750	On request	
	32A	BCHR10DCTP32-750	On request	
	40A	BCHR10DCTP40-750	On request	
	50A	BCHR10DCTP50-750	On request	
	63A	BCHR10DCTP63-750	On request	
4	6A	BCHR10DCFP06-1000	On request	3 Units
	10A	BCHR10DCFP10-1000	On request	
	16A	BCHR10DCFP16-1000	On request	
	20A	BCHR10DCFP20-1000	On request	
	25A	BCHR10DCFP25-1000	On request	
	32A	BCHR10DCFP32-1000	On request	
	40A	BCHR10DCFP40-1000	On request	
	50A	BCHR10DCFP50-1000	On request	
	63A	BCHR10DCFP63-1000	On request	

HSN Code : 8536

Poles	Standard Pack of	Rating	Cat. No.	MRP[₹]
2P	6 units	40A	BCHISODP40	890
	6 units	63A	BCHISODP63	1110
3P	4 units	40A	BCHISOTP40	1715
	4 units	63A	BCHISOTP63	1920
4P	3 units	40A	BCHISOFP40	1955
	3 units	63A	BCHISOFP63	2155

RCCB 10kA

RCCB, Double Pole

HSN Code : 8536

Description	Cat. No.	MRP [₹]
25A - 30mA	BCHRCBR030DPC25	4695
40A - 30mA	BCHRCBR030DPC40	4800
63A - 30mA	BCHRCBR030DPC63	6440
25A - 100mA	BCHRCBR100DPC25	4745
40A - 100mA	BCHRCBR100DPC40	4920
63A - 100mA	BCHRCBR100DPC63	6580
25A - 300mA	BCHRCBR300DPC25	4745
40A - 300mA	BCHRCBR300DPC40	5265
63A - 300mA	BCHRCBR300DPC63	6580

All above RCCB's are 'AC' type

RCCB, Four Pole

HSN Code : 8536

Description	Cat. No.	MRP [₹]
25A - 30mA	BCHRCBR030FPC25	6045
40A - 30mA	BCHRCBR030FPC40	6220
63A - 30mA	BCHRCBR030FPC63	7000
25A - 100mA	BCHRCBR100FPC25	6220
40A - 100mA	BCHRCBR100FPC40	6490
63A - 100mA	BCHRCBR100FPC63	7000
25A - 300mA	BCHRCBR300FPC25	6220
40A - 300mA	BCHRCBR300FPC40	6520
63A - 300mA	BCHRCBR300FPC63	7000

All above RCCB's are 'AC' type

Zone:	*Effects*
Zone 1:	Usually no reactions.
Zone 2:	Usually no harmful effects.
Zone 3:	Muscle cramps can occur. There is normally no danger of ventricular fibrillation.
Zone 4:	Ventricular fibrillation may occur which can be fatal.

RCCB, Double Pole

HSN Code : 8536

Description	Cat. No.	MRP [₹]
25A - 30mA	BCHRCB030DPC25	On Request
40A - 30mA	BCHRCB030DPC40	On Request
63A - 30mA	BCHRCB030DPC63	On Request
25A - 100mA	BCHRCB100DPC25	On Request
40A - 100mA	BCHRCB100DPC40	On Request
63A - 100mA	BCHRCB100DPC63	On Request
25A - 300mA	BCHRCB300DPC25	On Request
40A - 300mA	BCHRCB300DPC40	On Request
63A - 300mA	BCHRCB300DPC63	On Request

All above RCCB's are 'AC' type

RCCB, Four Pole

HSN Code : 8536

Description	Cat. No.	MRP [₹]
25A - 30mA	BCHRCB030FPC25	On Request
40A - 30mA	BCHRCB030FPC40	On Request
63A - 30mA	BCHRCB030FPC63	On Request
25A - 100mA	BCHRCB100FPC25	On Request
40A - 100mA	BCHRCB100FPC40	On Request
63A - 100mA	BCHRCB100FPC63	On Request
25A - 300mA	BCHRCB300FPC25	On Request
40A - 300mA	BCHRCB300FPC40	On Request
63A - 300mA	BCHRCB300FPC63	On Request

All above RCCB's are 'AC' type

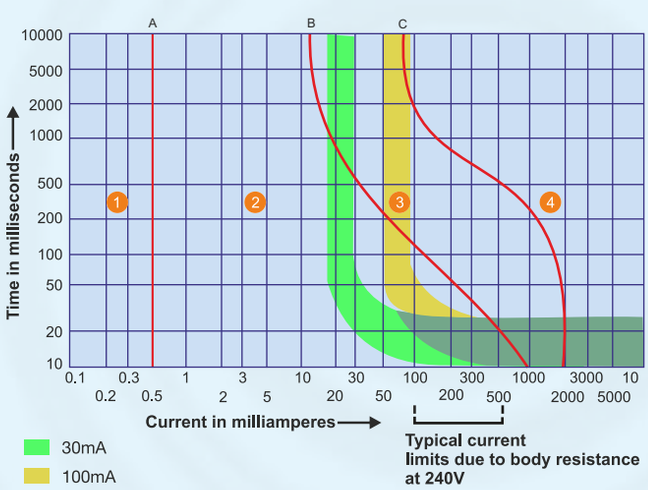

Effect of Current

Zone	Effects
Zone 1	Usually no reactions
Zone 2	Usually no harmful effects
Zone 3	Muscle cramps can occur. There is normally no danger of ventricular fibrillation.
Zone 4	Chances of ventricular fibrillation increased upto 5% (Curve C2) upto 50% (Curve C3) and above 50% beyond Curve C3. Effects such as cardiac arrest, breathing arrest and heavy burns may also occur.

HSN Code : 8537

No. Of Way	No. of Modules (Incoming + Outgoing)	Cat. No. (Single Door)	MRP [₹]
4 WAY	4	BCHPSPNSD04W	1715
6 WAY	6	BCHPSPNSD06W	1835
8 WAY	8	BCHPSPNSD08W	2150
12 WAY	12	BCHPSPNSD12W	2820
16 WAY	16	BCHPSPNSD16W	3605

No. Of Way	Cat. No. (Double Door)	MRP [₹]
4 WAY	BCHPSPNDD04W	2765
6 WAY	BCHPSPNDD06W	2825
8 WAY	BCHPSPNDD08W	3240
12 WAY	BCHPSPNDD12W	4335
16 WAY	BCHPSPNDD16W	5535

No. Of Way	No. of Modules (Incoming + Outgoing)	Cat. No. (Single Door)	MRP [₹]
4 WAY	4	BCHPHTPNSD04W	5565
6 WAY	6	BCHPHTPNSD06W	6670
8 WAY	8	BCHPHTPNSD08W	7335

No. Of Way	Cat. No. (Double Door)	MRP [₹]
4 WAY	BCHPHTPNDD04W	6970
6 WAY	BCHPHTPNDD06W	8665
8 WAY	BCHPHTPNDD08W	10760

HSN Code : 8537

Description	No. of Modules (Incoming + Outgoing)	Cat. No. (Single Door)	MRP [₹]		MRP [₹]
4 WAY, SPN DB	4	BCHSPNSD04W	1750	BCHSPNDD04W	2840
6 WAY, SPN DB	6	BCHSPNSD06W	1865	BCHSPNDD06W	2905
8 WAY, SPN DB	8	BCHSPNSD08W	2185	BCHSPNDD08W	3330
12 WAY, SPN DB	12	BCHSPNSD12W	2860	BCHSPNDD12W	4450
16 WAY, SPN DB	16	BCHSPNSD16W	3655	BCHSPNDD16W	5690



HSN Code : 8537

Description	No. of Modules (Incoming + Outgoing)	Cat. No. (Single Door)	MRP [₹]	Cat. No. (Double Door)	MRP [₹]
4 WAY, HTPN DB	8+12	BCHHTPNSD04W	5715	BCHHTPNDD04W	7160
6 WAY, HTPN DB	8+18	BCHHTPNSD06W	6855	BCHHTPNDD06W	8905
8 WAY, HTPN DB	8+24	BCHHTPNSD08W	7545	BCHHTPNDD08W	11060
12 WAY, HTPN DB	8+36	BCHHTPNSD12W	10000	BCHHTPNDD12W	15810

HSN Code : 8537

Description	Cat. No.	No. of Modules (Incoming + Outgoing)	MRP [₹]
4 WAY, DD, MCB I/C, VERTICAL TPN DB	BCHVTPNDD04W-A	8+12	16210
6 WAY, DD, MCB I/C, VERTICAL TPN DB	BCHVTPNDD06W-A	8+18	20290
8 WAY, DD, MCB I/C, VERTICAL TPN DB	BCHVTPNDD08W-A	8+24	22860
12 WAY, DD, MCB I/C, VERTICAL TPN DB	BCHVTPNDD12W-A	8+36	29200

HSN Code : 8537

Description	Cat. No.	Suitable for MCCB Frame	MRP [₹]
4 WAY, DD, 125A, 3P MCCB I/C VERTICAL TPN DB	BCHVTPNDD04W-B	FRAME 1	22090
8 WAY, DD, 125A, 3P MCCB I/C VERTICAL TPN DB	BCHVTPNDD08W-B	FRAME 1	25315
12 WAY, DD, 125A, 3P MCCB I/C VERTICAL TPN DB	BCHVTPNDD12W-B	FRAME 1	34290
4 WAY, DD, 250A, 3P MCCB I/C VERTICAL TPN DB	BCHVTPNDD04W-C	FRAME 2	26910
8 WAY, DD, 250A, 3P MCCB I/C VERTICAL TPN DB	BCHVTPNDD08W-C	FRAME 2	32885
12 WAY, DD, 250A, 3P MCCB I/C VERTICAL TPN DB	BCHVTPNDD12W-C	FRAME 2	38390

Note:- XF series MCCB's are suitable as incomer in above DB's

All above DB's are double door

HSN Code : 8537

Description	Cat. No.	Suitable for MCCB Frame	MRP [₹]
4 WAY, DD 125A 4P MCCB I/C, VERTICAL TPN DB	On request	FRAME 1	On request
8 WAY,DD,125A,4P MCCB I/C, VERTICAL TPN DB	On request	FRAME 1	On request
12 WAY,DD,125A,4P MCCB I/C,VERTICAL TPN DB	On request	FRAME 1	On request
4 WAY, DD 250A 4P MCCB I/C, VERTICAL TPN DB	On request	FRAME 2	On request
8 WAY,DD,250A,4P MCCB I/C, VERTICAL TPN DB	On request	FRAME 2	On request
12 WAY,DD,250A,4P MCCB I/C,VERTICAL TPN DB	On request	FRAME 2	On request

Note:- XF series MCCB's are suitable as incomer in above DB's

All above DB's are double door

HSN Code : 8537

Description	Cat. No.	No. of Modules (Incoming + Outgoing)	MRP [₹]
4 WAY, DD,7 SEGMENT PHASE SEGREGATED DB	BCHPHSGDD04W	8+12+12	23225
6 WAY, DD,7 SEGMENT PHASE SEGREGATED DB	BCHPHSGDD06W	8+12+18	26160
8 WAY, DD,7 SEGMENT PHASE SEGREGATED DB	BCHPHSGDD08W	8+12+24	29215
12 WAY, DD,7 SEGMENT PHASE SEGREGATED DB	BCHPHSGDD12W	8+12+36	37115

All above DB's are double door

★ All above DB's are Non Stockable

HSN Code : 8537

Description	Cat. No.	MRP [₹]
4 WAY, 40A, DD, PHASE SELECTOR DB	BCHPHSLDD04W-40	23890
6 WAY, 40A, DD, PHASE SELECTOR DB	BCHPHSLDD06W-40	24525
8 WAY, 40A, DD, PHASE SELECTOR DB	BCHPHSLDD08W-40	27465
12 WAY, 40A, DD, PHASE SELECTOR DB	BCHPHSLDD12W-40	31295
4 WAY, 63A, DD, PHASE SELECTOR DB	BCHPHSLDD04W-63	24080
6 WAY, 63A, DD, PHASE SELECTOR DB	BCHPHSLDD06W-63	24910
8 WAY, 63A, DD, PHASE SELECTOR DB	BCHPHSLDD08W-63	28615
12 WAY, 63A, DD, PHASE SELECTOR DB	BCHPHSLDD12W-63	31805

All above DB's are double door

HSN Code : 8537

Description	Cat. No.	No. of Modules (Incoming + Outgoing)	MRP [₹]
2 ROW, 13 MODULE, DD, ROW DB	BCHROWDB2R13	13	10620
3 ROW, 13 MODULE, DD, ROW DB	BCHROWDB3R13	13	12515
4 ROW, 13 MODULE, DD, ROW DB	BCHROWDB4R13	13	13865

All above DB's are double door

HSN Code : 8537

Description	Cat. No.	No. of Modules (Incoming + Outgoing)	MRP [₹]
SPN-10A, P&S DB	BCHPSDBSPN10		2150
SPN-20A, P&S DB	BCHPSDBSPN20		2150
TPN-20A, P&S DB	BCHPSDBTPN20		6150
TPN-30A, P&S DB	BCHPSDBTPN30		6150

HSN Code : 8537

Description	Cat. No.	No. of Modules (Incoming + Outgoing)	MRP [₹]
SP, ONE WAY MCB DB	BCHOWMCBDBSP		890
DP, ONE WAY MCB DB	BCHOWMCBDBDP		890
TP, ONE WAY MCB DB	BCHOWMCBDBTP		970
FP, ONE WAY MCB DB	BCHOWMCBDBFP		970

★ All above DB's are Non Stockable

Industrial Control & Protection

- AC Contactors, Accessories & Spares
  - BRAVO Contactor & OLR
  - Freedom Contactor
  - Freedom Capacitor Duty Contactor
  - Freedom Overload Relays
  - Special Purpose Contactors:
    NHD Contactor, Definite Purpose Contactor
  - Citation Contactor
  - Citation Overload Relays
  - Mini Contactor & OLR
- BOCR 2.0 & 4.0
- Electronic Overcurrent Relays (EOCR)
- Motor Protection Circuit Breakers (MPCB)
- Solid State Relays
- DC Contactors
- DC Magnetic Overload Relays
- Push Buttons, Indicating Lights, LEDs
- Punched Grid Resistors



FREEDOM / FS1 RANGE

- Conforms to IEC 60947-4-1 / IS 13947
- No derating upto -20°C to 60°C
- 2 Pole, 3 Pole and 4 Pole versions
- Widest Range from 6A to 1200A in 7 frame sizes
- Snap Open design for easy inspection
- Self Lifting Screws for quick termination
- Superior grade material with high temperature withstand capacity : Ideal for stringent applications
- Most compact design
- Low VA burden coils
- Successfully tested for Type - 2 coordination

- Range : 5 to 60 KVAR
- Enhanced equipment life
- Compact design
- Conforms to IEC 60947-4-1 & IS 13947-4-1 (AC-6b) utilization category

BCH Series : 400A to 1200A

- Conforms to IEC60947-4-1 / IS 13947
- Insulation voltage upto 1000V
- Universal Control : Same coil for AC and DC Supply
- Delayed Drop Off feature for networks with transient power problem ensuring continuity of power supply
- Special magnet design for reduced shock and vibration
- Front open design for ease of inspection

BRAVO Series
CONTACTOR

New



- Range: 6A to 95A (3P & 4P)
- Common accessories
- Wide band coil as standard
- AC/DC coil voltages

BRAVO Series

CONTACTOR

New

- Range: 6A to 95A (3P & 4P)
- Common accessories
- Wide band coil -30% to +20%
- Operating Temp - 20ºC to +55ºC

BHARTIA
BCH

BCH
ELECTRIC
LIMITED

BR318

- Range 6A to 95A, 3Pole 415V AC3 / 20A to 125A 4 Pole 415V AC1
- Conforms to IS / IEC 60947-4-1
- No of Built in Poles - 3Poles + 1NO/NC Aux Contact
- Rated Operational Voltage 415V
- Rated Insulation Voltage 690V
- Rated Impulse Voltage 6kV
- **Ambient Temp - 20^{0}C to +55 C**
- **Wide Band Coil -30% to +20%**

BR4250

BR46500

3 Pole Contactor

HSN Code : 8536

Size	AC1 Rating	AC3 Rating 415V AC			AC Coil			DC Coil (dual coil design) New	
		Amp	HP	KW	Aux Contact	Cat Code	MRP [₹]	Cat Code	MRP [₹]
Frame 1	20	6	3	2.2	1NO	BR30610*	1850	-	-
					1NC	BR30601*			
	25	9	5.5	4	1NO	BR30910*	2115	BR3009DDC*	3065
					1NC	BR30901*			
	25	12	7.5	5.5	1NO	BR31210*	2290	BR3012DDC*	3330
					1NC	BR31201*			
	32	18	12	9	1NO	BR31810*	2675	BR3018DDC*	3830
					1NC	BR31801*			
	40	25	15	11	1NO	BR32510*	3665	BR3025DDC*	5130
					1NC	BR32501*			
Frame 2	50	32	20	15	1NO	BR33210*	7785	-	-
					1NC	BR33201*			
	50	38	25	18.5	1NO	BR33810*	8570	-	-
					1NC	BR33801*			
	50	40	30	22	1NO	BR34010*	10765	-	-
					1NC	BR34001*			
Frame 3	60	40	30	22	1NO+1NC	BR34011*	12650	-	-
	70	50	34	25	1NO+1NC	BR35011*	13725		
	80	65	50	37	1NO+1NC	BR36511*	19595		
Frame 4	110	80	60	45	1NO+1NC	BR38011*	24915		
	120	95	60	45	1NO+1NC	BR39511*	29700		

* Refer Coil Voltage Table below

4 Pole Contactor (AC Control)

HSN Code : 8536

Size	AC1 Rating	Main Pole Configuration	Cat Code	MRP [₹]
Frame 1	20	4NO	BR4060*	2435
	25	4NO	BR4090*	2650
	32	4NO	BR4120*	2875
	40	4NO	BR4180*	3655
	50	4NO	BR4250*	5115
Frame 2	55	4NO	BR4320*	10300
	60	4NO	BR4380*	11180
Frame 3	60	4NO	BR44000*	14175
	80	4NO	BR46500*	19175
Frame 4	100	4NO	BR48000*	24295
	125	4NO	BR49500*	27385

* Refer Coil Voltage Table below

Control Relay (AC Control)

Aux Contact Combination	Cat Code	MRP [₹]
2NO+2NC	BRCR22*	2140
3NO+1NC	BRCR31*	2140
4NO	BRCR40*	2140

* Refer Coil Voltage Table below

* Coil Voltage Table

AC 50HZ	24	48	110	220	240	415
AC	U	W	A	B	K	M
DC	U3	W3	A3	B3	-	-

BRAVO Series Capacitor Duty Contactor

BHARTIA BCH

- Ratings available (kVAR) :# 05, 07, 10, 12.5, 15, 20, 25
- Inbuilt Aux Contacts : 1NO+1NC
- Conforms to IS/IEC : 60947-4-1 AC6B
- Unique inrush current limiting design

New

BRAVO Series Thermal Overload Relays

Frame 1

- Range 0.25A to 80A
- Conforms to IEC : 60947-4-1
- Relay Class : 10A
- Bult in Single Phasing Protection
- Ambient Temprature Compensated
- Test Button for Checking Trip Mechanism
- Field convertible auto manual reset
- Contactor mounting type

Frame 2

Thermal Overload Relays

HSN Code : 8536

	Protection Adjustment Range	For Use With Contactor	Cat Code	MRP [₹]	Accessories
OLR Frame 1	0.25-0.40A	BR306 to BR340	BR318F13C	2835	-
	0.63-1.00A	BR306 to BR340	BR318F13E		
	1.0-1.40A	BR306 to BR340	BR318F13F		
	1.30-1.80A	BR306 to BR340	BR318F13G		
	1.7-2.4A	BR306 to BR340	BR318F13H		
	2.2-3.1A	BR306 to BR340	BR318F13J		
	2.8-4.0A	BR306 to BR340	BR318F13K		
	3.5-5.0A	BR306 to BR340	BR318F13L		
	4.5-6.5A	BR306 to BR340	BR318F13M		
	6.0-8.5A	BR306 to BR340	BR318F13N		
	7.5-11A	BR306 to BR340	BR318F13P		
	10.0-14.0A	BR306 to BR340	BR318F13Q		
	13.0-19.0A	BR306 to BR340	BR318F13R	3125	
	18.0-25.0A	BR306 to BR340	BR318F13S		
	24.0-32.0A	BR306 to BR340	BR318F13T	4250	
OLR Frame 2	22.0-32.0A	BR34011 to BR39511	BR318GF23B	4835	Adaptor for individual mounting Cat No.BRADP318GF2 MRP ₹ 895/-
	29.0-42.0A	BR34011 to BR39511	BR318GF23C	4850	
	36.0-52.0A	BR34011 to BR39511	BR318GF23D	6555	
	45.0-63.0A	BR34011 to BR39511	BR318GF23E	7300	
	60.0-80.0A	BR34011 to BR39511	BR318GF23F	8980	

Available from October 2026.

BRTAC11

BRTAC22

BRMIH640

BRSRG48V

Accessories for Contactors

Description	For Use With	Mounting	Contacts	Cat Code	MRP [₹]
Auxilary Contact Block	BR306..95 & BR4060..49500	Top	1NO	BRTAC10	495
		Top	1NC	BRTAC01	
		Top	1NO+1NC	BRTAC11	745
		Top	2NO	BRTAC20	
		Top	2NC	BRTAC02	
		Top	2NO+2NC	BRTAC22	1185
		Top	3NO+1NC	BRTAC31	
		Top	1NO+3NC	BRTAC13	
		Top	4NO	BRTAC40	
		Top	4NC	BRTAC04	
Mechanical Interlock	BR306..365 & BR4060..4380	Side	-	BRMIH640	745
	BR38011..39511 & BR44000..49500	Side	-	BRMIH4095	1320
Surge Suppressor RC type	BR306....BR395 BR4060....BR49500	24-48V AC		BRSRG48V	1045
		110-240V AC		BRSRG240V	
		380-415V AC		BRSRG415V	

Spare Coil AC

AC Coil For Contactor	Cat Code	MRP [₹]
BR06F1 to 25F1 3P&4P	MCBRF134P*	590
BR32F2 to 40F2 3P	MCBRF2A3P*	740
BR25F2 to 38F2 4P	MCBRF2B4P*	740
BR34011 to 36511 3P	MCBRF33P*	825
BR38011 to 39511 3P	MCBRF43P*	990
BR44000 to 46500 4P	MCBRF34P*	
BR48000 to 49500 4P	MCBRF44P*	

* Refer coil voltage table

* Coil Voltage Table

AC 50HZ	24	48	110	220	240	415
AC	U	W	A	B	K	M
DC	U3	W3	A3	B3	-	-

Freedom Series
CONTACTOR

Exceptional Performance

Unmatched Reliability

- **Highly reliable operation**
- **No deration up to 60˚C (AC3 duty)**
- **Time tested for heavy duty applications for 2 decades**

BHARTIA
BCH

BCH
ELECTRIC
LIMITED

3 Pole Contactor (AC Control)

HSN Code : 8536

Size	AC1 Rating	AC3 Rating 415 V			Aux. Contact	Cat. No.	MRP [₹]
		A	HP	KW			
A	20	6	3	2.2	1NO	CE15ANS3 ■ B-N	2465
					1NC	CE15ANC3 ■ B-N	
B	20	9	5.5	4	1NO	CE15BNS3 ■ B-N	2545
					1NC	CE15BNC3 ■ B-N	
C	20	12	7.5	5.5	1NO	CE15CNS3 ■ B-N	2930
					1NC	CE15CNC3 ■ B-N	
D	32	16	10	7.5	1NO	CE15DN3.■.B10-N	3280
					1NC	CE15DN3.■.B01-N	
	32	18	10	7.5	1NO	CE15D1N3.■.B10-N	3290
					1NC	CE15D1N3.■.B01-N	
E	40	25	15	11	1NO	CE15EN3.■. B10-N	4595
					1NC	CE15EN3.■. B01-N	
F	40	32	20	15	1NO	CE15FN3.■. B10-N	9105
					1NC	CE15FN3.■. B01-N	
G	60	40	30	22	1NO+1NC	CE15GN3 ■	13490
					-	CE15GN3 ■ NB	12780
H	75	50	33.5	25	1NO+1NC	CE15HN3 ■	16960
					-	CE15HN3 ■ NB	16315
J	80	65	50	37	1NO+1NC	CE15JN3 ■	23050
					-	CE15JN3 ■ NB	22400
K	80	73	50	37	1NO+1NC	CE15KN3 ■	23680
					-	CE15KN3 ■ NB	22935
	80	75	50	37	1NO+1NC	CE15K1N3 ■	23890
					-	CE15K1N3 ■ NB	23050
	115	80	53	40	1NO+1NC	BCH15KT.3.11.■	26410
L	125	95	62	47	1NO+1NC	BCH15LT.3.11. ■	31910
# M	135	110	80	60	1NO+1NC	BCH15MT.3.11.■	39185
# N	230	150	100	75	1NO+1NC	BCH15NT.3.11.■	52120
# P	250	175	125	95	1NO+1NC	BCH15PT.3.11.■	64950
# P1	250	185	125	95	1NO+1NC	BCH15P1T.3.11.■	68885
R	300	200	150	100	1NO+1NC	MCE15RN3 ■ 7	91105
S0	315	265	186	140	1NO+1NC	MCE15S0N3 ■ 7	93275
@ S	315	300	220	160	1NO+1NC	MCE15SN3 ■ 7	102995

With Universal AC/DC coil, In BCH15MT-220V DC coil Not Available
@ 325A, AC3 rating is also available on request

3 Pole Contactor (AC/DC Control)

HSN Code : 8536

Size	AC1 Rating(A)	AC3 Rating 415 V			Aux. Contact	Cat. No.	MRP [₹]
		A	HP	KW			
BCH54	600	400	320	240	2NO+2NC	BCH54.3.22. ■	132125
BCH55	600	450	320	240	2NO+2NC	BCH55.3.22. ■	169875
BCH57	760	550	420	315	2NO+2NC	BCH57.3.22. ■	191475
BCH62	1000	700	533	400	2NO+2NC	BCH62.3.22. ■	339840
BCH64	1000	860	666	500	2NO+2NC	BCH64.3.22. ■	On request
BCH76	1200	1000	800	600	1NO+2NC	BCH76.3.12. ■	On request
BCH78	1350	1200	933	700	1NO+2NC	BCH78.3.12. ■	On request

■ For Standard Coil Voltage Codes refer page 57
■ For Non Standard Coil Voltages, please contact nearest sales office.

Dual DC

Pure DC

3 Pole Contactor (DC Control)

HSN Code : 8536

AC3 (A) at 415VAC	KW	Dual Coil DC			Pure DC		
		Aux Contact	Cat No.	MRP [₹]	Aux Contact	Cat No.	MRP [₹]
6	2.2	1NC	CE15ANC3■-N	3500	–	–	–
		1NO	CE15ANS3■-N				
9	4.4	1NC	CE15BNC3■-N	3705	1NC	CE16BNC3*B	3885
		1NO	CE15BNS3■-N		1NO	CE16BNS3*B	
12	5.5	1NC	CE15CNC3■-N	3905	1NC	CE16CNC3*B	4095
		1NO	CE15CNS3■-N		1NO	CE16CNS3*B	
16	7.5	–	CE15DN3■-N	4725	1NO+1NC	CE16DN3*B	4980
25	11	–	CE15EN3■-N	6400	1NO+1NC	CE16EN3*B	6850
32	15	–	CE15FN3■-N	13515	1NO+1NC	CE16FN3*B	14245
40	22	–	CE15GN3■	16000	–	–	–
50	25	–	CE15HN3■	20405	–	–	–
65	37	–	CE15JN3■	24255	–	–	–
73	37	–	CE15KN3■	28550	–	–	–
75	37	–	CE15K1N3■	28550	–	–	–

■ For Coil Voltage Codes refer Table on page 57

Control Relays

HSN Code : 8536

Size	Contact Configuration	Cat No.	AC Coil	Dual Coil DC	Pure DC Coil	
			MRP [₹]		Cat No.	MRP [₹]
CR	2NO+2NC	D15CR22■-N	2780	4255	D16CR22*	4455
	3NO+1NC	D15CR31■-N			D16CR31*	
	4NO	D15CR40■-N			D16CR40*	

3 Pole Other Contactors (AC Control)

With / Without Aux Contacts

HSN Code : 8536

Size	AC1 Rating	AC3 Rating 415 V			Aux. Contact	Cat. No.	MRP[₹]
		A	HP	KW			
D	32	16	10	7.5	1NO+1NC	CE15DN3■B-N	3705
					-	CE15DN3■-N	3065
	32	18	10	7.5	1NO+1NC	CE15D1N3■B-N	3730
					-	CE15D1N3■-N	3085
E	40	25	15	11	1NO+1NC	CE15EN3■B-N	5020
					-	CE15EN3■-N	4275
F	40	32	20	15	1NO+1NC	CE15FN3■B-N	9530
					-	CE15FN3■-N	8640

#■ For Standard Coil Voltage Codes refer page 57

***Coil Codes : Pure DC**

24V	48V	110V	220V
U1	W1	A1	B1

Note: For Non Standard Coil Voltages, please contact nearest sales office.

4 Pole Contactor (AC Control)

HSN Code : 8536

AC1 rating (A)	Cat No.	Aux Contact	MRP [₹]
20	CE15CN4■B-N	#	On request
40	BCH4040■	#	
63	BCH4063■	#	
80	BCH4080■	#	
100	BCH4100■	#	
130	BCH4130■	#	29500
160	BCH15MN0.4.11.■	1NO+1NC	41700
200	BCH15MN.4.11.■	1NO+1NC	49380
250	BCH15NN.4.11.■	1NO+1NC	55565
300	BCH15PN.4.11.■	1NO+1NC	96230
400	BCH4400■	2NO+2NC	162470
500	BCH4500■	2NO+2NC	205750

DC coils also available on request # Aux contacts to order separately

- 20A to 500A AC1 (4 Pole)
- As per IS/IEC 60947-4-1
- Wide band coil 40A to 100A AC1

Capacitor duty contactor (AC Control)

HSN Code : 8536

kVAR rating at 415V 3Ph 50Hz	Size	Cat No.	Aux Contacts	MRP [₹]
5	B	CCD.05.11.▪	1NO+1NC	4895
10	C	CCD.10.11.▪	1NO+1NC	5310
15	E	CCD.15.11.▪	1NO+1NC	7760
20	F	CCD.20.11.▪	1NO+1NC	9105
26	G	CCD.26.11.▪	1NO+1NC	11155
30	H	CCD.30.11.▪	1NO+1NC	17710
40	K	CCD.40.11.▪	1NO+1NC	26975
50	KT	CCD.50.21.▪	2NO+1NC	28345
60	LT	CCD.60.21.▪	2NO+1NC	31815

▪ For Standard Coil Voltage Codes refer page 57

Note: For Non Standard Coil Voltages, please contact nearest sales office.

Add-on accessories for sizes A to K, CR, BCH15KT to BCH15PT, R, S0 & S

HSN Code : 8538

Horizontal Mechanical Interlocks

Vertical Mechanical Interlocks

Accessories	Configuration	Cat No.	Contactor Type	MRP [₹]
Aux. Contact Block (side Mounting)	1NO	C320KGSR10	CE15 & CR	465
	1NO+1NC	C320KGSR11		1085
	1NC	C320KGSR01		465
	2NO	C320KGSR20		1085
	1NO+1NC	BCH15S11	BCH15	1305
	1NO+1NC	MC320KB11	MCE15R	1715
	1NO+1NC (Late break type)	MC320KAS11	MCE15S0 & MCE15S	1660
	2NO+2NC	EF22	BCH54 to BCH64	13175
	1NO+1NC	EB11	BCH76 to BCH78	20470
	1NO+1NC (1st left)^	BCH4A04041SL11	BCH4040	1560
	1NO+1NC (1st right)^	BCH4A04041SR11	BCH4040	1560
	1NO+1NC (1st left)^	BCH4A06131SL11	BCH4063-130	1665
	1NO+1NC (1st right)^	BCH4A06131SR11	BCH4063-130	1665
4th Neutral Switching Pole	800A	NP800/5	BCH54 to 57	67555
	1000A	NP1000/6	BCH62 to 64	81080
	1000A	NP1000/7	BCH76 to 78	92300
Aux. Contact Block (Front Mounting)	1NO	C320KGTC10	CE15, CR	465
	1NC	C320KGTC01		
	2NO	C320KGT*20		655
	2NC	C320KGT*02		
	1NO+1NC	C320KGT* 11		
	2NO+2NC	C320KGT*22		1130
	3NO+1NC	C320KGT*31		
	4NO	C320KGT*40		
	1NO+3NC	C320KGT*13		
	4NC	C320KGT*04		
	4NO	BCH15T40	BCH15	2500
	3NO+1NC	BCH15T31		
	2NO+2NC	BCH15T22		
	1NO+1NC	BCH15T11		2000
	1NO	BCH15T10		700
	1NC	BCH15T01		
	1NO+1NC^	BCH4A0413T11	BCH4040-063	1020
Pneumatic Timer Block "ON/OFF" Delay site selectable	1NO+1NC (0.1 to 30 sec)	C320TP1	CE15 & CR	3045
	1NO+1NC (10 to 180 sec)	C320TP2		
Mechanical Interlocks	-	C321KM60	CE15 & CR	1005
	-	MC321KM3	MCE15R to MCE15S	2905
	Horizontal	BM5H	BCH54 to 57	17375
		BM6H	BCH62 to 64	30380
		BM7H	BCH76 to 78	80410
	Vertical	BM5V	BCH54 to 57	17375
		BM6V	BCH62 to 64	30380
		BM7V	BCH76 to 78	71375
	Horizontal	BM0H	BCH15KT/LT/MT	990
		BM3H	BCH15NT/PT/MN/NN/PN	1070
		BCH4M0404	BCH4040	1040
		BCH4M0608	BCH4063-080	2090
		BCH4M1013	BCH4100-130	9670
		BCH4M4040	BCH4400	16445

^ Minimum order qty 10 nos.

 # Mech. Interlock for BCH4100 / 130 comes with 2 left & 2 right side add-on aux. contact blocks i.e. 4NO + 4NC

*Add suffix C for power contactors, R for control relays. The suffix C/R denote terminal marking as per standard EN5001 on BS5583 on add on aux. contact blocks used with contactors / control relays

Add-on accessories for sizes A to K, CR, BCH15KT to BCH15PT, R, S0 & S

HSN Code : 8538

Accessories	Configuration	Cat No.	Contactor Type	MRP [₹]
Coil Surge Suppressors	24-48V (50/60Hz)	MC320LR11	CE15, CR	970
	110-240V (50/60Hz)	MC320LR12		
Mechanical latch #	to complete the cat no. suffix code given	AM5- $	BCH54 to BCH57	48180
		AM6 $	BCH62 to BCH64	68140

Mechanical latch are supplied with AC coils only

$Coil Voltage suffix code for Mechanical latch AM5 & AM6

Coil voltage	110-120	220-240	380-415	440-480
Suffix Code	AW4	BA4	LB4	CB4

Spare Contacts set

HSN Code : 8538

Size	Consisting of	Cat. No.	MRP [₹]	Size	Consisting of	Cat. No.	MRP [₹]
A	Complete top housing Consisting of fixed & moving contacts	SBANS3	2070	BCH15PT	Complete set of 6 fixed & 3 moving contacts with hardware, contact springs, spring retainers and arc runners	CP-BCH15PT-3	20625
		SBANC3		-		CP-BCH15P1T-3	21240
		SBAN4		BCH15MN0		CP-BCH15MN0-4	24830
B		SBBNS3	2190	BCH15MN		CP-BCH15MN-4	26585
		SBBNC3		BCH15NN		CP-BCH15NN-4	29145
		SBBN4		BCH15PN		CP-BCH15PN-4	30455
C		SBCNS3	2385	R	6 Fixed contacts 3 Moving contacts 12 CSK screws & washers 3 Springs Spring retainers Self tapping screws & washers, 6 Arc Chute assly & screws	6-288	40475
		SBCNC3					
		SBCN4		S0		6-286-S0	50780
D		SBDN3	2850				
E		SBEN3	3345	S		6-286	51235
F		SBFN3	6530				
G	6 Fixed contacts 3 Moving Contacts 3 springs 6 Arc Bonnets 3 Spring Retainer	6-65-4	5735	BCH54	Complete set of 6 fixed & 3 moving contacts with hardware, contact springs, spring retainers and arc runners	CP-BCH54-3	59370
H		6-65-6	7075	BCH55		CP-BCH55-3	68445
J		6-65-15	9625	BCH57		CP-BCH57-3	96415
K		6-65-17	9950	BCH62		CP-BCH62-3	176180
BCH15KT	Complete set of 6 fixed & 3 moving contacts with hardware, contact springs, spring retainers and arc runners	CP-BCH15KT-3	10120	BCH64		CP-BCH64-3	236250
BCH15LT		CP-BCH15LT-3	11620	BCH76		CP-BCH76-3	515180
BCH15MT		CP-BCH15MT-3	12500	BCH78		CP-BCH78-3	578910
BCH15NT		CP-BCH15NT-3	20625	BCH4	Contact kit BCH4040	-	-
-					Contact kit BCH4063	BCH4K06	5980
					Contact kit BCH4080	BCH4K08	8335
					Contact kit BCH4100	BCH4K10	10355
					Contact kit BCH4130	BCH4K13	12650
					Contact kit BCH4400	BCH4K40	64820

Spare Coil - size CR, A to K, BCH4, MCE15R, MCE15S0, MCE15S, BCH15KT to BCHPT, BCH54 to BCH78

HSN Code : 8538

Size	For Size	Cat. No.	MRP [₹]
Magnetic coil	CR, A,B, C	MC15CW ■	1090
	CE16, D16 (Pure DC)	MC16FW ■	1735
	D, E, F	MC15FW ■	1210
	G, H, J, K	MC15KW ■	3120
	BCH15KT/LT	B02. ■	2915
	BCH15MT	B022. ■	4975
	BCH15NT / PT / MN / NN / PN	B031. ■	9900
	R, S0, S	9-2412- ■	8990
	BCH4040	BCH4C0404 ■	975
	BCH4063-080	BCH4C0608 ■	1070
	BCH4100-130	BCH4C1013 ■	2990
	BCH4400	BCH4C4040 ■	18345
Magnetic coil (set of two)	BCH54/ BCH55/ BCH57	B51. ■	20170
Feeder group		FG51. ■	20535
Magnetic coil (set of two)	BCH62/ BCH64	B61. ■	59615
Feeder group		FG61. ■	69015
Magnetic coil (set of two)	BCH76/ BCH78	B8- ■	157925
Feeder group		FG78- ■	158550

■ For Standard Coil Voltage Codes refer page 57, for Non Standard Coil Voltages, please contact nearest sales office.
Note : Coil set for BCH54 to BCH78 contactors consists of 2 half coils. Magnetic coil & Feeder group must have the same control voltage.
For eg. If coil voltage is changed from 110V to 220V then Feeder group should also be changed to 220V



MC318ANA

- Range : From 0.1A to 80A
- IEC:60947-4-1
- Relay class-10A
- Built in Single Phasing Protection
- Ambient temperature compensated
- Test button for checking tripping mechanism
- Field convertible auto manual reset
- Contactor mounting / Individual Mounting

MC318GNAB

Thermal Overload Relays

HSN Code : 8536 HSN Code : 8538

Relay Range (A)	Suitable for Direct Mounting	Cat. No.	MRP [₹]	Accessories
0.25-0.40	CE15A to CE15F	MC318ANA3C	2905	Adaptor for Individual mounting Cat. No. **C318F1** MRP Rs. 835
0.40-0.63		MC318ANA3D		
0.63-1.00		MC318ANA3E		
1.0-1.40		MC318ANA3F		
1.3-1.80		MC318ANA3G		
1.7-2.4		MC318ANA3H		
2.2-3.1		MC318ANA3J		
2.8-4.0		MC318ANA3K		
3.5-5.0		MC318ANA3L		
4.5-6.5		MC318ANA3M		
6.0-8.5		MC318ANA3N		
7.5-11		MC318ANA3P		
10.0-14.0		MC318ANA3Q		
13.0-19.0		MC318ANA3R	3310	
18.0-25.0		MC318ANA3S		
24.0-32.0		MC318ANA3T	4560	
22.0-32.0	CE15G to CE15K1	MC318GNA3B	4945	Adaptor for Individual mounting Cat No. C318F2 MRP Rs.920
29.0-42.0		MC318GNA3C	4960	
36.0-52.0		MC318GNA3D	6705	
45.0-63.0		MC318GNA3E	7460	
60.0-80.0		MC318GNA3F	9175	

Special Purpose Contactors

BHARTIA BCH

2 Pole Contactors

- 12, 16, 20, 25, 32 and 40 A rating
- Wide termination space

'NHD' Series 2 Pole Contactor

HSN Code : 8536

The Real 2 Pole Contactor

Ith (A)	AC3 (A) 240V AC	Cat. No.	MRP [₹]
20	12	CPG 212 ▪	2365
25	16	CPG 216 ▪	2805
35	20	CPG 220 ▪	3815
40	25	CPG 225 ▪	4365
40	32	CPG 232 ▪	5335
50	40	CPG 240 ▪	6350

▪ For Coil Voltage Codes refer Table on page 57

4 Pole Contactors

- Superior Weld Resistant Contacts
- Rugged and heavy duty
- High Grade moulding for extremely long life
- Encapsulated Coil
  : Shock Proof & Moisture Proof
  : Withstand large voltage fluctuations

'NHD' Series 4 Pole Contactor

HSN Code : 8536

Size	AC1 (A)	AC3 Rating at 415 V			Cat. No.	MRP [₹]
		(A)	HP	KW		
CP12	20	12	7.5	5.5	CP12N ▪	4930
00	20	16	10	7.5	C00N ▪	5490
CP20	30	20	12.5	9.3	CP20N ▪	6775
New CP22	30	22	12.5	9.3	CP22N ▪	On request
0	32	25	15	11	N0N ▪	10110
01	40	32	20	15	N01N ▪	14105
1	50	40	25	18.5	N1N ▪	17920

HSN Code : 8538

Description	Orientation	Cat. No.	MRP[₹]
Auxiliary Contact Blocks - NHD	1NO	001CB10	630
	1NO+1NC	001CB11	750
	2NO	001CB20	
	2NC	001CB02	

▪ Standard coil voltages are 24, 110, 220/240 & 380/415 V AC, 50 Hz. For voltage codes refer Table on page 57

'NHD' Series 1 Aux+3P Contactor*

HSN CODE : 8536

Size	AC1 (A)	AC3 Rating at 415 V			Cat. No.	MRP [₹]
		(A)	HP	KW		
CA12	20	12	7.5	5.5	CA12N	Refer latest Motor Starters Price list
CA16	20	16	10	7.5	CA16N	
CA20	30	20	12.5	9.3	CA20N	
New CA22	30	22	12.5	9.3	CA22N	
NA25	32	25	15	11	NA25N	
NA32	40	32	20	15	NA32N	
NA40	50	40	25	18.5	NA40N	

*Auxiliary contact is at left side in 1 Aux+ 3P Contactor

- Quick connect plugin terminals
- Specially designed low VA coil

Definite Purpose Contactors

HSN Code : 8536

1 Pole				2 Pole			
AC3 (A)	Type	Cat. No.	MRP [₹]	AC3 (A)	Type	Cat. No.	MRP [₹]
25	1 Pole	CPD251CK	1380	20	2P, 140-200VAC	CPDN202BL	1515
25	1 Pole with Neutral	CPD251NCK	1405	25	2P, 220-240VAC	CPD252H	1590
40	1 Pole	CPD401CK	1485	25	2P, 415VAC	CPD252M	
40	1 Pole with Neutral	CPD401NCK	1590	40	2P, 220-240VAC	CPD402H	1675
-	-	-	-	40	2P, 415VAC	CPD402M	

*wide band AC coil voltages for Defintie purpose Contactor

Contactor	Cat No.	Voltage		
		170-240VAC	290-415VAC	140V-200VAC
25A 1P	CPD251*	KL	ML	BL
20A 2P	CPD202*			
40A 1P	CPD401*			

BHARTIA BCH

KIT for NHD

HSN CODE : 8538

Contactor Rating (AC-3)	4P KIT Cat Code	MRP[₹]	1 Aux + 3P KIT Cat. No.	MRP[₹]	1P KIT Cat. No.	MRP[₹]
12A	SP90E1	1980	SP90E2	Refer latest Motor Starters pricelist	SP90E01	Refer latest Motor Starters pricelist
16A	SP90A1	2500	SP90A2		SP90A01	
20A	SP90F1	3295	SP90F2		SP90F01	
25A	SP90B1	5550	SP90B2		SP90B01	
32A	SP90D1	6570	SP90D2		SP90D01	
40A	SP90C1	8060	SP90C2		SP90C01	

* 4P Kit consist of - 8 Fixed main contacts, 4 moving main contacts, 4 springs & 4 retainers
* 1 Aux + 3P Kit consist of - 6 Fixed main contacts, 3 moving main contacts, 2 Aux main contacts, 1 Aux moving contact, 4 springs & 4 retainers

KIT for CPG

HSN CODE : 8538

Contactor Rating	Cat. No.	MRP [₹]
12A	CPG122PSP	1105
16A	CPG162PSP	1280
20A	CPG202PSP	1990
25A	CPG252PSP	2975
32A	CPG322PSP	3095
40A	CPG402PSP	4650

* 2P Kit consist of - 4 Fixed contacts, 2 moving contacts, 2 springs & 2 retainers

2P Contactor

HSN CODE : 8536

Rating	Cat. No.	MRP [₹]
16A	CPGN216*	2165
20A	CPGN220*	2440
25A	CPGN225*	2880

2P Contactor Kit

HSN CODE : 8538

Rating	Cat. No.	MRP [₹]
16A	CPGN162PSP	555
20A	CPGN202PSP	600
25A	CPGN252PSP	680

* 2P Kit consist of - 4 Fixed contacts, 2 moving contacts, 2 springs & 2 retainers

Spare Coil & Carrier

HSN CODE : 8538

Product	Cat. No.	MRP [₹]
Coil for NHD / CPG	SP90MC*	725
Carrier for NHD	SP90CC	170
Carrier for CPG	CPG2PCC	110

CITATION CONTACTOR

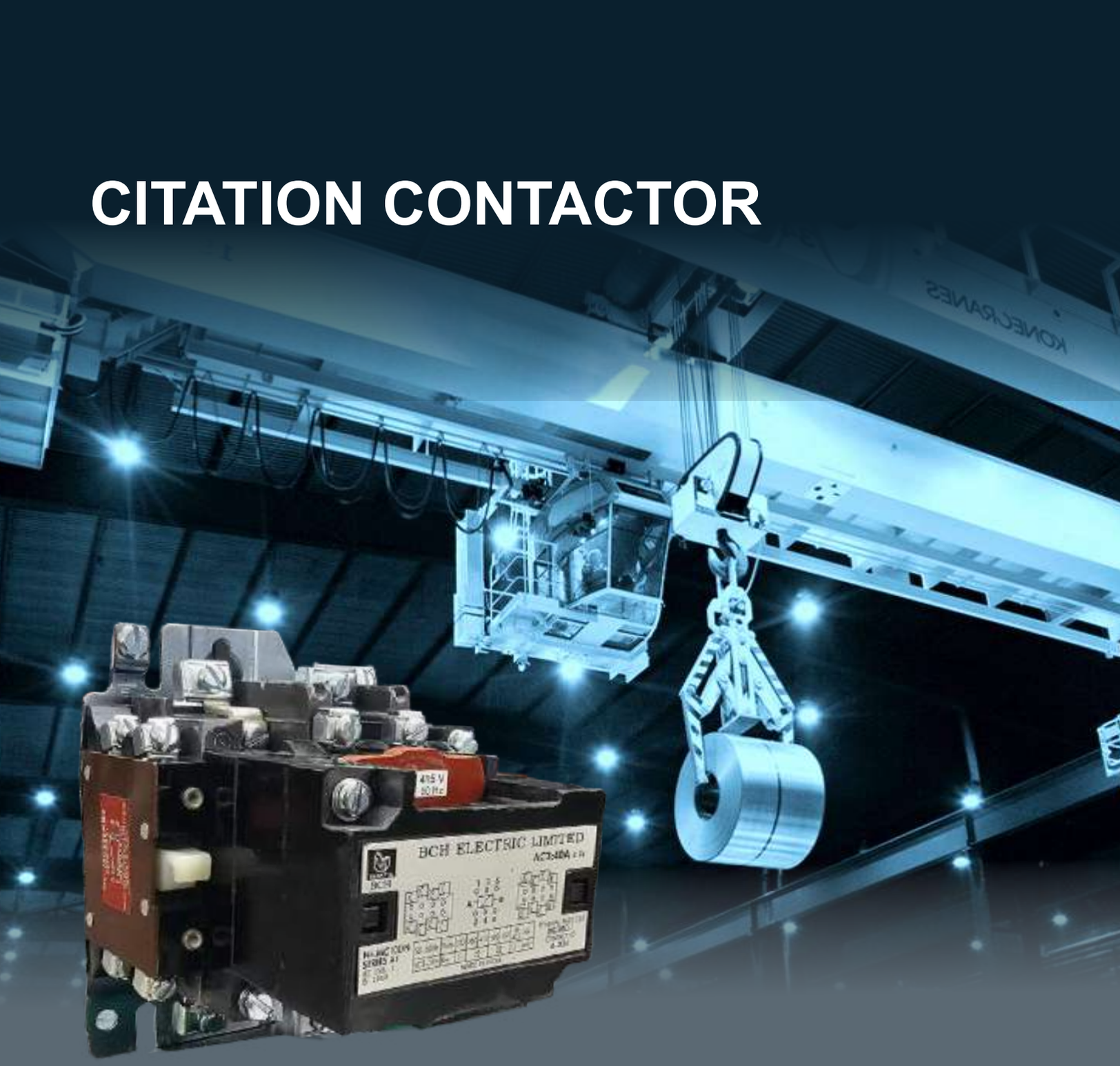

- Encapsulated plug in coil
- Front accessibility with ease of contact, coil inspection & replacement
- Wide operating temp. range -5°C to +55°C
- High performance & rugged contacts
- Suitable for AC4 duty applications

BHARTIA
BCH

BCH
ELECTRIC
LIMITED

MC10DN11

MCE15MN

3 Pole AC Control

HSN Code : 8536

Size	AC3 Rating at 415 V			Cat. No. (with Aux. contact 2NO+2NC)	MRP [₹]	Cat. No. (with Aux. contact 1NO+1NC)	MRP [₹]	Cat. No. (without Aux. contact)	MRP [₹]
	Amps	HP	KW						
C4	32	20	15	C4NE22 ■	12305	C4NE11 ■	11510	C4NE00 ■	10205
D	40	30	22	MC10DN22 ■	19470	MC10DN11 ■	17135	MC10DN00 ■	17015
D1	50	33.5	25	MC10D1N22 ■	22905	MC10D1N11 ■	21550	MC10D1N00 ■	20200
D2	55	33.5	25	MC10D2N22 ■	24060	MC10D2N11 ■	22725	MC10D2N00 ■	21830
E	70	50	37	MC10EN22 ■	34850	MC10EN11 ■	34135	MC10EN00 ■	33475
E1	75	50	37	MC10E1N22 ■	36385	MC10E1N11 ■	35610	MC10E1N00 ■	34865

Size	AC1 Rating	AC3 Rating 415 V			Aux. Contact	Cat. No.	MRP [₹]
		A	HP	KW			
L	140	80	53	40	1NO+1NC	MCE15LN3 ■ 5	37905
M	150	95	62	47	1NO+1NC	MCE15M0N3 ■ 5	43890
M-5	150	110	80	60	1NO+1NC	MCE15MN3 ■ 5	53710
N	300	140	100	75	1NO+1NC	MCE15NN3 ■ 7	80085
Q	300	185	120	90	1NO+1NC	MCE15QN3 ■ 7	90670

■ For coil voltage codes refer Table on page 57

Accessories for Citation contactors size - L, M, M-5, N, Q, C4, D & E type

HSN Code : 8538

Accessories	Configuration	Cat No.	Contactor Type	MRP [₹]
Aux. block side mounting	1NO+1NC	C320KGM11	L, M & M-5	1475
	1NO+1NC	MC320KB11	N, Q, R & S	1715
Aux. block add-on (Late break type)	1NO+1NC	MC320KAS11	L, M, M-5, N & Q	1660
	1NO+1NC	AC34EA11	C4, D & E	1205
Mechanical Interlock		MC321KM1	C4 & D	1230
		MC321KM2	L, M, M-5 & E	1320
		MC321KM3	N & Q	2905
Base block	1NO+1NC	MC320KB2	C4 & D	1345
	1NO+1NC	AC35EB11	E	1305

Spare Coil Citation Contactors

Description	Cat. No.	MRP [₹]
Magnetic coil for MCE15L, MCE15M0, MCE15M	9-2268- ■	4090
Magnetic coil for MCE15N & MCE15Q	9-2412- ■	8990
Magnetic coil for C4 & MC10D	9-2267- ■	2555
Magnetic coil for MC10E type	9-2268- ■	4090

■ For coil voltage codes refer Table on page 57

Spare Contacts set for Citation Contactors

HSN Code : 8538

Size	Consisting of	Cat.No.	MRP [₹]
C4	6 Fixed main contacts, 6 Pan head screws 6 Helical lock washers	SP34K	5495
MC10D	6 Fixed Main Contacts, 3 Compression springs, 3 Retainers	6-334	7865
MC10E	Same as above plus 6, Blow outs 6 M5/M4 self tapping screws	6-335	14820
L	6 Fixed Contacts, 6 Pan Head Screws 6 Helical Lock Washers, 3 Moving contacts 3 Springs, 3 Retainers 6 Blowouts, 6 self tapping screws	6-385-L0	11815
M		6-385-M	13295
M-5		6-385	13440
N	6 Fixed contacts, 12 CSK screws & washers 3 Moving contacts 3 Springs, Spring Retainers, Self tapping screws & Washers	6-293	35640
Q		6-288-Q	39090

Citation Thermal Overload Relay

BHARTIA BCH

Citation Overload Relay

- Wide range : From 0.195 A to 600 A
- Built in Single Phasing Protection
- Ambient temperature compensated
- Test button for checking tripping mechanism
- Field convertible auto/manual reset
- Snap on setting protection cover
- Special Mechanism ensuring closest protection to motor
- Contactor mounting & separate mounting
- Suitable for use with other contactors of 45mm width

Overload Relays (Direct Mounting)

HSN Code : 8536			HSN Code : 8538	
Relay Range	Cat. No.	MRP [₹]	Terminal Block for individual mounting	MRP [₹]
0.195 - 0.31	MC305ANA3A	3090	(Incoming) MC305TB1 (Outgoing) MC305TB3	440
0.30 - 0.48	MC305ANA3B			
0.47 - 0.75	MC305ANA3C			
0.72 - 1.14	MC305ANA3D			
1.07 - 1.70	MC305ANA3E			
1.58 - 2.50	MC305ANA3F			
2.40 - 3.80	MC305ANA3G			
3.80 - 6.00	MC305ANA3H			
6.00 - 9.30	MC305ANA3J			
8.90 - 13.50	MC305ANA3K			
13.20 - 20.00	MC305ANA3L	3410	(Incoming) MC305TB2 (Outgoing) MC305TB3	
17.40 - 24.00	MC305ANA3M	3770		
22.00 - 30.00	MC305ANA3N*	4860		
23.00 - 32.00	MC305ANA3P*	4905	(Incoming) MC305TB2 (Outgoing) MC305TB3	
26.00 - 40.00	MC305ANA3Q*	5320		

* Overload relay type "N, P & Q" must be used with terminal block MC305TB3

DIN rail mounting kit with incoming terminal block

HSN Code : 8538

Relay Range (A)	Cat. No.	MRP [₹]
A to K	MC305DM1	525
L to N	MC305DM2	540

CT Operated Overload Relay

CT Operated Overload Relays-Individual Mounting

HSN Code : 8536

Relay Range (A)	Cat. No.	MRP [₹]
24.4-39.0	CT1MC305ANA3C	9005
37.6-60.0	CT2MC305ANA3C	11625
56.4-90.0	CT3MC305ANA3C	13050
84.6-135.0	CT4MC305ANA3C	13245
112.8-180.0	CT5L1MC305ANA3C	20310
131.6-210.0	CT5MC305ANA3C	20975
188.0-300.0	CT6MC305ANA3C	24035
263.2-420.0	CT7MC305ANA3C	24845
376.0-600.0	CT8MC305ANA3C	28840

WP 2 Pole Overload Relay

- Perfect protection to single phase Motors against overloads
- Ambient temperature compensated

2 Pole Overload Relays (Direct Mounting)

HSN Code : 8536

Relay Range (A)	Cat. No.	MRP [₹]
1.58-2.50	MC307ANA2F	Refer latest Motor Starters Price list
2.40-3.80	MC307ANA2G	
3.80-6.00	MC307ANA2H	
6.00-9.30	MC307ANA2J	
8.90-13.50	MC307ANA2K	
13.20-20.00	MC307ANA2L	
17.40-24.00	MC307ANA2M	
22.00-30.00	MC307ANA2N	
23.00-32.00	MC307ANA2P	
28.00-40.00	MC307ANA2Q	

WP Overload Relay

- Designed to withstand wide fluctuations in agricultural applications
- Appropriately sensitive relay for increased pump performance

WP Overload Relays for WP & Oil Starter

HSN Code : 8536

Relay Range (A)	Cat. No. (WP Starter / Oil Starter)	MRP [₹]
6.00 - 9.30	MC307ANA3J / MC307ANA3J-OS	Refer latest Motor Starters Price list
8.90 - 13.50	MC307ANA3K / MC307ANA3K-OS	
13.20 - 20.00	MC307ANA3L / MC307ANA3L-OS	
17.40 - 24.00	MC307ANA3M / MC307ANA3M-OS	
22.00 - 30.00	MC307ANA3N	
23.00 - 32.00	MC307ANA3P (Spare for Oil Starter)	

MINI CONTACTORS & MINI OLR

- Range : 7A to 16A AC3 (3 Pole)
- Built in Aux. contact 1NO / 1NC
- As per IS/IEC 60947-4-1
- Rated Insulation Voltage at 50/60 Hz. : 690V AC
- Ambient Operating Temp Range : -50^{0}C to +40^{0}C
- Coil voltages available : 24V AC to 600V AC, 12V DC to 250V DC
- Mini Control Relays with various aux combinations
- Mini Overload Relays: Range: 0.28A to 17A

BHARTIA
BCH

BCH
ELECTRIC
LIMITED

3 Pole Contactor

HSN Code : 8536

CP1512

Rating AC3	Aux Contact (NO/NC)	AC Coil		DC Coil	
		Cat no.	MRP[₹]	Cat no.	MRP[₹]
07	1NC	CA1507P3001A***F	2325	CA1507P3001D***	3390
07	1NO	CA1507P3010A***F		CA1507P3010D***	
09	1NC	CA1509P3001A***F	2515	CA1509P3001D***	3520
09	1NO	CA1509P3010A***F		CA1509P3010D***	
12	1NC	CA1512P3001A***F	2670	CA1512P3001D***	3865
12	1NO	CA1512P3010A***F		CA1512P3010D***	
16	1NC	CA1516P3001A***F	3160	CA1516P3001D***	4255
16	1NO	CA1516P3010A***F		CA1516P3010D***	

*** Replace with suitable coil voltage given in Table below

Control Relays

HSN Code : 8536

CR1516

Rating AC1	Aux Contact (NO/NC)	AC Coil		DC Coil	
		Cat no.	MRP[₹]	Cat no.	MRP[₹]
16	22	CR1516P0022A***F	2700	CR1516P0022D***	3580
16	31	CR1516P0031A***F		CR1516P0031D***	
16	13	CR1516P0013A***F		CR1516P0013D***	
16	40	CR1516P0040A***F		CR1516P0040D***	
16	04	CR1516P0004A***F		CR1516P0004D***	

*** Replace with suitable coil voltage given in Table below

Coil Voltage Table

AC, 50 Hz	24	48	110	120	230	400	415	480	600
DC	12	24	110	125	250				

Thermal Overload Relays

MC15BRM18

Description	Cat no.	MRP[₹]
0.28 - 0.4A	MC15BRL40	3160
0.4 - 0.63A	MC15BRL63	
0.56 - 0.8A	MC15BRL80	
0.8 - 1.2A	MC15BRM12	
1.2 - 1.8A	MC15BRM18	
1.8 - 2.8A	MC15BRM28	
2.8 - 4A	MC15BRM40	3190
4 - 06.3A	MC15BRM63	
5.6 - 8A	MC15BRM80	
7 - 10A	MC15BRH10	
8 - 12.5A	MC15BRH12	3260
10 - 15A	MC15BRH15	
11 - 17A	MC15BRH17	

Accessories

HSN Code : 8538

MA15AF22

Auxiliary Contacts Front Mounted for Mini Contactor

Description	Cat no.	MRP [₹]
2 NO	MA15AF20	740
1 NO + 1 NC	MA15AF11	
2 NC	MA15AF02	
4 NO	MA15AF40	1150
2 NO + 2 NC	MA15AF22	
4 NC	MA15AF04	
3 NO + 1 NC	MA15AF31	
1 NO + 3 NC	MA15AF13	

Auxiliary Contacts Front Mounted for Control Relay

Description	Cat no.	MRP [₹]
2 NO	MR15AF20	740
1 NO + 1 NC	MR15AF11	
2 NC	MR15AF02	
4 NO	MR15AF40	1150
2 NO + NC	MR15AF22	
4 NC	MR15AF04	
3 NO + 1 NC	MR15AF31	
1 NO + 3 NC	MR15AF13	

M15AMIL

Mechanical Interlock

Description	Cat no.	MRP [₹]
Front Mounted Mech. Interlock	M15AMIL	665

M15A16LDRW

Reversing Wiring Module

Description	Cat no.	MRP [₹]
Reversing Power Wiring Module	M15A16LDRW	605
	M15A16LNRW	

M15ASSR024

Surge Supressor RC Type

Description	Cat no.	MRP [₹]
12-24V AC 50/60Hz	M15ASSR024	1105
24-48V AC 50/60Hz	M15ASSR048	
48-127V AC 50/60Hz	M15ASSR127	
127-250V AC 50/60Hz	M15ASSR250	
250-380V AC 50/60Hz	M15ASSR380	
380-510V AC 50/60Hz	M15ASSR510	

Surge Supressor Varistor Type

Description	Cat no.	MRP [₹]
12-48V AC/12-60V DC	M15ASSV048	1090
50-127V AC/60-180V DC	M15ASSV127	
130-275V AC/80-300V DC	M15ASSV275	
270-380V AC/300-510V DC	M15ASSV380	
400-510V AC	M15ASSV510	

Description	Cat no.	MRP [₹]
Surge Supr. Diode 12-600VDC	M15FSSD600	345

Spare coil

Cat No.	Description	MRP [₹]
M15CA***	Spare coil AC	835
M15CD***	Spare coil DC	1375

*** Replace with suitable coil voltage given in Table

Coil Voltage Table

AC, 50 Hz	24	48	110	120	230	400	415	480	600
DC	12	24	110	125	250				

BHARTIA BCH

COIL VOLTAGE:MASTER TABLE

	COIL VOLTAGE	24V		48V		110V		160-220V	170-240V	220V		220-240V	230-360V	240V	190-400V	230-420V	260-400V	275-420V	310-400V	380V	380-415V	415V	440V	550V $
	PRODUCT	AC	DC	AC	DC	AC	DC	AC	AC	AC	DC	AC	AC	AC	AC	AC	AC	AC	AC	AC	AC	AC	AC	AC
CR RELAY	#CR Relay	U	U3	W	W3	A	A3	-	-	B	B3	-	-	K	-	-	-	-	-	L	-	M	C	D
FREEDOM	#CE15A-F, CN14B-F1*	U	U3	W	W3	A	A3	-	-	B	B3	-	-	K	-	-	-	-	-	L	-	M	C	D
	#CE15G-K, CN14G-K2*	U	U3	W	W3	A	A3	-	-	B	B3	-	-	K	-	-	-	-	-	L	-	M	C	D
	CCD.05-60	-	-	-	-	A	-	-	-	B	-	-	-	K	-	-	-	-	-	-	-	M	C	-
	BCH15KT-LT	U	-	W	-	A	-	-	-	B	-	-	-	K	-	-	-	-	-	L	-	M	C	D
	BCH15MT	24	-	48	-	110	110	-	-	-	B3	220	-	-	-	-	-	-	-	-	380	-	440	550
	BCH15NT-PT	24	24	48	48	110	110	-	-	-	-	220	-	-	-	-	-	-	-	-	380	-	440	550
	BCH15MN-PN	24	24	48	48	110	110	-	-	-	-	220	-	-	-	-	-	-	-	-	380	-	440	550
	BCH4040-400	-	-	-	-	A	-	-	-	B	-	-	-	K	-	-	-	-	-	-	-	M	-	-
	MCE15R-S	U	U3	-	-	A	A3	-	-	B	-	-	-	K	-	-	-	-	-	L	-	M	C	D
	BCH54-64	-	-	-	-	110	110	-	-	220	220	220	-	220	-	-	-	-	-	380	380	380	440	-
	BCH76&78	-	-	-	-	A7	-	-	-	B7	-	-	-	-	-	-	-	-	-	-	L7	-	-	-
NHD	CP12N,C00N, CP20N, N0N	U	-	-	-	A	-	-	-	-	-	H	LV	-	-	-	G	MB	-	-	N	-	C	D
	N01N & N1N	U	-	-	-	A	-	-	-	-	-	H	-	-	-	-	-	-	WB	-	N	-	C	-
Shakti	Shakti DOL	-	-	-	-	-	-	-	-	-	-	H	-	-	Z	ZB	-	-	-	-	N	-	-	-
	Shakti Star Delta	-	-	-	-	-	-	-	-	-	-	-	-	-			G	-	-	-	N	-	-	-
2P	CPG - All range	U	-	-	-	A	-	BW	BBW	-	-	H	-	-	-	-	G	-	-	-	N	-	-	-
	CPGN 16,20,25	-	-	-	-	-	-	BW	BBW	-	-	-	-	-	-	-	-	-	-	-	-	-	-	-
CITATION	C4 & D	-	-	-	-	A	-	-	-	B	-	-	-	K	-	-	-	-	-	L	-	M	C	D
	MC10EN	U	-	-	-	A	-	-	-	B	-	-	-	K	-	-	-	-	-	L	-	M	C	D
	MCE15L-M5	U	-	W	-	A	-	-	-	B	-	-	-	K	-	-	-	-	-	L	-	M	C	D
	MCE15N-Q	U	U3	-	-	A	A3	-	-	B	-	-	-	K	-	-	-	-	-	L	-	M	C	D

1. For other coil voltages & wide band coil option please contact nearest sales office
*-CN14 is not available in DC coils

#The Interchangeability between AC & DC Coil of CE15 / D15 type contactors is not possible at site. Only Company fitted DC control is available for this range.

$Please check nearest sales office for delivery period

BOCR 2.0 & 4.0

New

- Range: 0.25A to 60A
- Protections covered:
  Over-load, Under-load, Short Circuit,
  Phase Reversal, Phase Unbalance, Locked rotor
  Motor Stall, Earth Fault & Contactor Failure
- Auto Full Load Current Detection
- Type C USB Port
- Thermal Memory
- Trip class selection
  Class: 05/15/25/10/20/30
- VFD Compatible
- Last five fault records
- Last Three start Stop record
- Motor Trip Count
- Password Protection
- MODBUS Communication
- Remote Start/Stop Function
- Remote Trip reset Function
- 4-20mA Output for PLC
- RTD Temperature Input for trip

BHARTIA
BCH

BCH
ELECTRIC
LIMITED

BOCR 2.0 & 4.0

New

BHARTIA BCH

BOCR2.0

- Range: 0.25A to 60A
- Protections covered:
  Overload, Underload, Short Circuit, Phase Reversal, Phase Unbalance, Locked rotor, Earth Fault
- Trip class selection
  Class: 05/15/25/10/20/30
- VFD Compatible
- Last five fault records
- Password Protection

BOCR4.0

- 4-20mA Output for PLC
- MODBUS Communication
- Remote Trip reset Function

HSN Code : 8536

Model	Current Range (A)	Cat code	Type	MRP[₹]
BOCR 2.0	0.25 - 5.0	BOCR2.0-05N*	EOCR2.0, 0.25 to 5A with Inbuilt Display	18700
		BOCR2.0-05Z35*	EOCR 2.0 , 0.25-5.0A with Inbuilt Display+Ground Fault+ZCT35mmID	24200
		BOCR2.0-05Z50*	EOCR 2.0 , 0.25-5.0A with Inbuilt Display+Ground Fault+ZCT50mmID	24200
		BOCR2.0-05Z90*	EOCR 2.0 , 0.25-5.0A with Inbuilt Display+Ground Fault+ZCT90mmID	25300
		BOCR2.0-05Z150*	EOCR 2.0 , 0.25-5.0A with Inbuilt Display+Ground Fault+ZCT150mmID	25300
	2.5 - 60	BOCR2.0-60N*	EOCR2.0, 2.5-60A with Inbuilt Display	18700
		BOCR2.0-60Z35*	EOCR 2.0, 2.5 -60A with Inbuilt Display+Ground Fault+ZCT35mmID	24200
		BOCR2.0-60Z50*	EOCR 2.0, 2.5 -60A with Inbuilt Display+Ground Fault+ZCT50mmID	24200
		BOCR2.0-60Z90*	EOCR 2.0, 2.5 -60A with Inbuilt Display+Ground Fault+ZCT90mmID	25300
		BOCR2.0-60Z150*	EOCR 2.0, 2.5 -60A with Inbuilt Display+Ground Fault+ZCT150mmID	25300
BOCR 4.0	0.25 - 5.0	BOCR4.0-05NN*	EOCR4.0.0, 0.25-5.0A with Ext. Display+ Cable	24200
		BOCR4.0-05NM*	EOCR4.0.0, 0.25-5.0Amp with Ext. Display+ Cable+Comm	28600
		BOCR4.0-05Z35N*	EOCR4.0, 0.25-5A with Ext. Display+Ground Fault+ZCT35mmID	30800
		BOCR4.0-05Z50N*	EOCR4.0, 0.25-5A with Ext. Display+Ground Fault+ZCT50mmID	31350
		BOCR4.0-05Z90N*	EOCR4.0, 0.25-5A with Ext. Display+Ground Fault+ZCT90mmID	31900
		BOCR4.0-05Z150N*	EOCR4.0, 0.25-5A with Ext. Display+Ground Fault+ZCT150mmID	32450
		BOCR4.0-05Z35M*	EOCR4.0, 0.25-5A with Ext. Display+Ground Fault+ZCT35mmID+Comm	35200
		BOCR4.0-05Z50M*	EOCR4.0, 0.25-5A with Ext. Display+Ground Fault+ZCT50mmID+Comm	35750
		BOCR4.0-05Z90M*	EOCR4.0, 0.25-5A with Ext. Display+Ground Fault+ZCT90mmID+Comm	36300
		BOCR4.0-05Z150M*	EOCR4.0, 0.25-5A with Ext. Display+Ground Fault+ZCT150mmID+Comm	36850
	2.5 - 60	BOCR4.0-60NN*	EOCR4.0.0, 2.5A-60A with Ext. Display+ Cable	24200
		BOCR-4.0-60NM*	EOCR4.0.0, 2.5A-60 with Ext. Display+ Cable+Comm	28600
		BOCR-4.0-60Z35N*	EOCR4.0, 2.5A-60A with Ext. Display+Ground Fault+ZCT35mmID	30800
		BOCR-4.0-60Z50N*	EOCR4.0, 2.5A-60A with Ext. Display+Ground Fault+ZCT50mmID	31350
		BOCR-4.0-60Z90N*	EOCR4.0, 2.5A-60A with Ext. Display+Ground Fault+ZCT90mmID	31900
		BOCR-4.0-60Z150N*	EOCR4.0,2.5A-60A with Ext. Display+Ground Fault+ZCT150mmID	32450
		BOCR-4.0-60Z35M*	EOCR4.0, 2.5A-60A with Ext. Display+Ground Fault+ZCT35mmID+Comm	35200
		BOCR-4.0-60Z50M*	EOCR4.0,2.5A-60A with Ext. Display+Ground Fault+ZCT50mmID+Comm	35750
		BOCR-4.0-60Z90M*	EOCR4.0, 2.5A-60A with Ext. Display+Ground Fault+ZCT90mmID+Comm	36300
		BOCR-4.0-60Z150M*	EOCR4.0, 2.5A-60A with Ext. Display+Ground Fault+ZCT150mmID+Comm	36850

* For Control Voltage refer the Table Below
■ Above 60A external CT to be used with base unit range 0.25A - 5.0A

***Control Voltage Table**

Voltage Range	Control Supply Code
85-280V AC/DC	A

3 Phase External CT

HSN Code : 8536

Cat No.	Description	MRP[₹]
3CTB-100-5	BCH EOCR CT 100/5	5500
3CTB-150-5	BCH EOCR CT 150/5	5500
3CTB-200-5	BCH EOCR CT 200/5	6600
3CTB-300-5	BCH EOCR CT 300/5	7150
3CTB-400-5	BCH EOCR CT 400/5	7700

SS

SSD

- Over Current
- Locked Rotor
- Phase Loss

3DE

- Over Current
- Under Current
- Phase Loss
- Phase imbalance
- Phase Reversal
- Locked Rotor

3EZ

- Over Current
- Under Current
- Phase Loss
  Phase Unbalance
- Phase Reversal
- Locked Rotor
- Ground Fault

PMZ

- Over Current
- Under Current
- Phase Loss
- Phase Unbalance

PFZ

- Phase Reversal
- Locked Rotor
- Ground Fault
- 4-20mA analog outpur
- RS-485 Comm.

IFDM/IFDZ

- Over Current
- Under Current
- Phase Loss
- Phase Unbalance
- Phase Reversal
- Locked Rotor
- Ground Fault *(in IFDZ model)*
- RS-485 communication

Electronic Overcurrent Relay

HSN Code : 8536

Model	Current Range	Cat. No.	Type	MRP [₹]
SS 05	0.5-6A	MP21SS005 ■	Analog model	7365
SS 30	3.0 -30A	MP21SS030 ■		
SS 60	5.0-60A	MP21SS060 ■		
SSD 05	0.5-6A	MP22SSD005 ■	Digital model/ Inbuilt display	13320
SSD 30	3.0 -30A	MP22SSD030 ■		
SSD 60	10-60A	MP22SSD060 ■		
3DE 05	0.5-7.0A	MP353DE05D ■H	buit-in display, bottom hole	40640
3DE 80	5.0-80A	MP353DE80D ■H		
FDE 05	0.5-7.0A	MP35FDE05D ■H	Flush mounted display #, bottom hole	46000
FDE 80	5.0-80A	MP35FDE80D ■H		
3EZ 05	0.5-7.0A	MP363EZ05A ■H	buit-in display, bottom hole, G/F protection	44230
3EZ 80	5.0-80A	MP363EZ80A ■H		
FEZ 05	0.5-7.0A	MP36FEZ05A ■H	Flush mounted display #, bottom hole, G/F protection	50085
FEZ 80	5.0-80A	MP36FEZ80A ■H		
PMZ	0.5-100A	MP37PMZWRD■H	4-20mZ analog output, buit-in display	On request
PFZ	0.5-100A	MP37PFZWRD ■H	4-20mZ analog output, Flush mounted display#	On request
IFDM	0.5-60A	MP39-IFDM400H ■	RS-485 comm./ Flush mounted display#	On request
IFDZ	0.5-60A	MP39-IFMZ400H ■	RS-485 comm./Earth fault/ Flush mounted display#	On request

Note : MP32 & MP34 Models are discontinued, please contact nearest sales office for availability till stock lasts

■ **Control Voltage suffix**

Model no.	Control voltage				
	24-240 VAC/DC	380-440 VAC	100-240 VAC	24 VDC	100-240 VAC/DC
SS	S4	W1	-	-	-
SSD	S4	W4	-	-	-
3DE/FDE	-	-	Z4	-	-
3EZ/FEZ	-	-	Z4	-	-
PMZ/PFZ	-	-	-	-	U
IFDM/IFDZ	-	-	-	-	U4
DSD/DRD/DZD	-	-	YES	-	-

CTs

HSN Code : 8536

Cat No.	Description	MRP[₹]
2CT-D1-100-C	2CT EP 100/5	5350
2CT-DH-150-C	2CT EP 150/5	
2CT-D2-200-C	2CT EP 200/5	
3CT-H1-100-C	3CT version 100/5	8220
3CT-HH-150-C	3CT version 150/5	8545
3CT-H2-200-C	3CT version 200/5	9005
3CT-H3-300-C	3CT version 300/5	9560
3CT-H4-400-C	3CT version 400/5	10135
ZCT-035	ZCT version 35mm hole	9750
ZCT-080	ZCT version 80mm hole	12695
ZCT-120	ZCT version 120mm hole	22480

ZCT must be used for ground Fault protection alongwith EOCR

Cable for separate display Models

HSN Code : 8536

Cat No.	For model	Range	MRP [₹]
CABLE-RJ45-003	FDEFEZ/PFZ IFDM/IFDZ	CABLE-RJ45 3m EOCR-IFD model	2785

Note : Cable must be ordered separately along with the EOCR

MPH range (0.1 to 63A)

- ON/OFF Rotary knob with manual operation
- Clear trip indication with rotary knob
- 1 NO + 1 NC - Front & side mounted Aux. Contact
- Trip indicator for visual discrimination between short circuit & over load tripping
- Undervoltage / Shunt Release
- PAD Lock facility
- Extended Handle
- Mag only version also available
- Plastic Enclosures

MPH32 MPH63

HSN Code : 8536

Frame	Cat code	Thermal release range (A)	Icu (kA) 415V, 50Hz	MRP [₹]	Cat code	Rating (A)	Icu (kA) 415V, 50Hz	MRP [₹]
32A	Thermal-Magnetic release				With magnetic trip only (No thermal release)			
	MPH32-0.16	0.1- 0.16	100kA	6265	MPH32M-0.16	0.16	100kA	6115
	MPH32-0.25	0.16-0.25	100kA		MPH32M-0.25	0.25	100kA	
	MPH32-0.4	0.25-0.4	100kA		MPH32M-0.4	0.4	100kA	
	MPH32-0.63	0.4-0.63	100kA	6615	MPH32M-0.63	0.63	100kA	6455
	MPH32-1.0	0.63-1.0	100kA	6870	MPH32M-1.0	1.0	100kA	
	MPH32-1.6	1.0-1.6	100kA	7000	MPH32M-1.6	1.6	100kA	6315
	MPH32-2.5	1.6-2.5	100kA		MPH32M-2.5	2.5	100kA	
	MPH32-4.0	2.5-4.0	100kA	7110	MPH32M-4.0	4.0	100kA	6695
	MPH32-6.3	4.0-6.3	100kA	7310	MPH32M-6.3	6.3	100kA	6870
	MPH32-10	6.3-10	100kA	7395	MPH32M-10	10	100kA	6985
	MPH32-16	10-16	50kA	8575	MPH32M-16	16	50kA	7750
	MPH32-20	16-20	50kA	9775	MPH32M-20	20	50kA	7955
	MPH32-25	20-25	50kA	10475	MPH32M-25	25	50kA	7890
	MPH32-32	25-32	50kA	16440	MPH32M-32	32	50kA	13775
63A	MPH63-16	11-16	50kA	17815	MPH63M-16	16	50kA	17135
	MPH63-20	14-20	50kA		MPH63M-20	20	50kA	
	MPH63-25	18-25	50kA		MPH63M-25	25	50kA	
	MPH63-32	22-32	50kA	29945	MPH63M-32	32	50kA	29590
	MPH63-40	28-40	50kA		MPH63M-40	40	50kA	
	MPH63-45	36-45	50kA		MPH63M-45	45	50kA	
	MPH63-50	40-50	50kA	31800	MPH63M-50	50	50kA	31385
	MPH63-63	45-63	50kA		MPH63M-63	63	50kA	

Accessories for MPH MPCB

HSN Code : 8538

Front mounted aux contact

Side mounted aux contact

Trip indicator - side mounted

UV/Shunt - side mounted

Extended handle - 32A MPCB

Plastic enclosure - 32A MPCB

Cat code	Description	MRP [₹]
MPHF11	Front aux contact 1NO+1 NC MPCB	1235
MPHS11	Side aux contact 1NO+1 NC MPCB	1590
MPHT11	MPCB Trip Indicator	1870
MPH024UR	UV Rel. 24V 50HZ MPCB	3175
MPH020UR	UV Rel. 20V 50HZ MPCB	
MPH115UR	UV Rel. 110-115V 50HZ MPCB	
MPH180UR	UV Rel. 180V 50HZ MPCB	
MPH240UR	UV Rel. 230-240V 50HZ MPCB	
MPH380UR	UV Rel. 380V 50HZ MPCB	
MPH415UR	UV Rel. 400-415V 50HZ MPCB	
MPH500UR	UV Rel. 500V 50HZ MPCB	
MPH024SR	Shunt Rel. 20-24V 50/60HZ MPCB	
MPH048SR	Shunt Rel. 40-48V 50/60HZ MPCB	
MPH240SR	Shunt Rel. 200-240V 50/60HZ MPCB	
MPH440SR	Shunt Rel. 365-440V 50/60HZ MPCB	
MPH127SR	Shunt Rel. 100-127V 50/60HZ MPCB	
MPH34	Extnd rotary handle for 32A	2500
B31SMA1	Plastic enclosure for MPH32 MPCB	3325
MPH64	Extnd Rotary Handle for MPH 63A MPCB	2560
MPHT11F2	LHS Trip Indicator for 63A F2 MPCB	3430

- Electronic Switching of loads - silent operation
- Life Over 100 million operations
- High Switching Frequency
- Ideal for dusty & corrosive atmosphere
- Impact & Vibration resistant
- Direct compatibility with PLC
- LED Indication as option

Solid State Relays (SSR)
Single Phase SSR's for Heating Applications
SC9 Series 1-Phase ZERO CROSS Without LED

HSN Code : 8536

Cat. No.	MOQ	AC51 Rating	I^2t (A^2S)	Peak Voltage	Operating Voltage	Control Voltage	MRP [₹]
SC941110L	5	12A	72	600V AC	12-280V AC	4-30V DC	3295
SC942110L	5	25A	288	600V AC	12-280V AC	4-30V DC	3850
SC944110L	5	40A	612	600V AC	12-280V AC	4-30V DC	5680

MOQ - Minimum Order Qty.

SC9 Series 1-Phase ZERO CROSS With LED

HSN Code : 8536

Cat. No.	MOQ	AC51 Rating	I^2t (A^2S)	Peak Voltage	Operating Voltage	Control Voltage	MRP [₹]
SC941160L	5	12A	72	600V AC	12-280V AC	4-30V DC	3320
SC942160L	5	25A	288	600V AC	12-280V AC	4-30V DC	3895
SC944160L	5	40A	612	600V AC	12-280V AC	4-30V DC	5765
SC945160L	5	50A	1500	600V AC	12-280V AC	4-30V DC	10270
SC947160L	5	75A	5000	600V AC	12-280V AC	4-30V DC	11405

MOQ - Minimum Order Qty.

Innovation - Performance-Design

- Removable IP20 flaps.
- Only 29 mm height.
- Designed for all types of loads.
- TMS^2 Technology with very long life expectancy.
- Control Status LED.
- Very low zero cross level.
- UL/cUL, VDE (EN60950), IEC/EN60947-4-3, CE marking

SO9 Series 1-Phase ZERO CROSS With LED in okpac® Housing IP20 Protection

HSN Code : 8536

Cat. No.	MOQ	AC51 Rating	I^2t(A^2S)	Peak Voltage	Operating Voltage	Control Voltage	MRP [₹]
SO942560*	19	25A	600	600V AC	12-280V AC	7-30V DC	8760
SO963460*	19	35A	1250	1200V AC	24-600V AC	3.5-32V DC	11340
SO945460*	19	50A	2500	600V AC	12-280V AC	3-32V DC	12055
SO965460*	19	50A	2800	1200V AC	24-600V AC	3.5-32V DC	12630
SO967460*	19	90A	7200	1200V AC	24-600V AC	3.5-32V DC	14565

MOQ - Minimum Order Qty.

SU Range

- Designed for resistive load
- With pluggable connector on input
- IP20 protection with Removable
- For mounting on Heat sink or panel mount
- Over voltage protection on input
- Control Status LED
- Very low zero cross level
- Quick and easy connection

SU9 Series 1-Phase ZERO CROSS With LED in okpac® Housing IP20 Protection

HSN Code : 8536

Cat. No.	MOQ	AC51 Rating	Peak Voltage	Operating Voltage	Control Voltage	MRP [₹]
SU942460*	36	25A	600V AC	12-280A AC	3-32V DC	8230
SU963460*	36	35A	1200V AC	24-600V AC	3.5-32V DC	10205
SU965460*	36	50A	1200V AC	24-600V AC	3.5-32V DC	10905
SU967460*	36	75A	1200V AC	24-600V AC	3.5-32V DC	13555

Single Phase SSR's for Capacitor Control Applications SO8 Series 1-Phase With LED in okpac® Housing IP20 Protection

HSN Code : 8536

Cat. No.	MOQ	AC51 Rating	$I^2t(A^2S)$	Peak Voltage	Operating Voltage	Control Voltage	MRP [₹]
SO842074*	19	25A	600	600V AC	12-275V AC	3-32V DC	10655
SO863070*	19	35A	1250	1200V AC	24-510V AC	3.5-32V DC	11745
SO845070*	19	50A	2500	600V AC	12-275V AC	3-32V DC	12595
SO848070*	19	95A	14400	600V AC	12-275V AC	3-32V DC	18950
SO889060*	19	125A	24000	1600V AC	24-600V AC	3.5-32V DC	50280

MOQ - Minimum Order Qty.

Direct Copper Bonding Technology



- Fewer joints, fewer layers results in better thermal characteristics
- Extremely low temperature rise ensures long life

- IP20-RC and VDR Protection
- Designed for all types of load
- Thyristor technology

Three Phase SSR's
SGT Series 3-Phase With LED (ZERO CROSS) IP20 Protection

HSN Code : 8536

Cat. No.	MOQ	AC51 Rating	AC53 Rating	$I^2t(A^2S)$	Peak Voltage	Operating	Control Voltage	MRP [₹]
DC CONTROL								
SGT8850200	16	50A	12A	2800	1600VAC	24-640VAC	4-30VDC	52045
SGT8670500	16	75A	16A	7200	1600VAC	24-520VAC	4-30VDC	57240
SGT8690500	16	125A	32A	22000	1600VAC	24-520VAC	4-30VDC	70235
AC/DC CONTROL								
SGT8658500	16	50A	12A	2800	1600VAC	24-520VAC	24-255VAC/DC	54590
SGT8678500	16	75A	16A	7600	1600VAC	24-520VAC	24-255VAC/DC	59975
SGT8698500	16	125A	32A	22000	1600VAC	24-520VAC	24-255VAC/DC	72950

MOQ - Minimum Order Qty.

Common IP20 Protective Cover for SC series SSR.

Accessories for SSR

HSN Code : 8538

Cat. No.	MOQ	Description	MRP [₹]
SC1K4600	20	IP20 Cover SC*	160
SCHS6 DIN	20	Din Clip	400
SCHS2200	5	Heat Sink 2.2K/W	2060
SCHS1100	5	Heat Sink 1.1 K/W	6635
SCHS0900	5	Heat Sink 0.9 K/W	7805
SCHS0300	5	Heat Sink 0.3K/W	12740

*IP20 Protective Cover for complete SC range
Refer to nearest branch office for heat sink selection

Suggested Heat Sink Rth values (K/W) for load rating at diff. Ambient Temperature

SSR Rating (A)	25°C	35°C	45°C	55°C
12A	2.2	2.2	2.2	1.1
25A	1.1	1.1	0.3	0.3
40A	0.3	0.3	0.3	0.3
50A	0.3	0.3	0.3	0.3
75A	0.3	0.3	0.3	0.3
95A	0.3	0.3	0.3	-
125A	0.3	0.3	-	-

* For Heat Sink Selection of SO7 / SO8 / SO9 / SG4 / SG5 ranges refer to nearest sales office



Heat Sink - 65 mm

- Wide range of Heat sinks offers perfect coordination with all SSRs

Note: Apply heat sink compound between SSR base and external heat sink. In case of closely packed units the ambient temperature condition should be considered carefully. For proper protection, short-circuit protection device (SCPD) (having I^2t rating lower than that of SSR I^2t) must be used.

DC Mill Duty Contactors

- Range : 50A-600A at 600VDC
- Ready to use mechanically inter locked versions
- Normally closed versions available
- Hold on coil for time delay
- Mechanical life : 20 million operations
- Electrical life : 1 million operations

BHARTIA
BCH

BCH
ELECTRIC
LIMITED

DC Mill Duty Contactor

HSN Code : 8536

No. of poles	(A)	Auxilliary Contacts	Cat. No.	MRP [₹]
50 Amperes				
Single pole Normally Open	15A 25A 50A	2NO+2NC 2NO+2NC 2NO+2NC	912x1522 ▪ 912x2522 ▪ 912x5022 ▪	On request On request 57735
Double pole Normally Open	15A 25A 50A	2NO+2NC 2NO+2NC 2NO+2NC	D912x1522 ▪ D912x2522 ▪ D912x5022 ▪	On request On request 124070
Mechanically Interlocked 2 Nos. SP NO	15A 25A 50A	2NO+2NC 2NO+2NC 2NO+2NC	M912x1522 ▪ M912x2522 ▪ M912x5022 ▪	On request On request 137595
150 Amperes				
Single pole Normally Open	150A	2NO+2NC	914x22 ▪	98555
Double pole Normally Open	150A	2NO+2NC	D914x22 ▪	211280
Mechanically Interlocked 2 Nos. SP NO	150A	2NO+2NC	M914x22 ▪	222955
Single pole Normally Closed	150A	1NO+1NC	924x11 ▪	101520
Double Pole Normally Closed	150A	2NO+2NC	D924x22▪	215350
Single pole Normally Open with Holdout Coil #	150A	1NO+1NC	934x11▪ /#	106840
Single pole Normally Open with AC Blow out Coil	150A	2NO+2NC	974x22 ▪	124940
300 Amperes				
Single pole Normally Open	300A	2NO+2NC	915x22 ▪	143110
Double pole Normally Open	300A	2NO+2NC	D915x22▪	304740
Mechanically Interlocked 2 Nos. SP NO	300A	2NO+2NC	M915x22 ▪	316825
Single pole Normally Closed	300A	1NO+1NC	925x11 ▪	143820
Double Pole Normally Closed	300A	2NO+2NC	D925x22 ▪	310650
Single pole Normally Open with Holdout Coil #	300A	1NO+1NC	935x11▪ /#	155280
Single pole Normally Open with AC Blow out Coil	300A	2NO+2NC	975x22 ▪	180940

- From 50 A to 600 A
- Conforms to NEMA Standards
- Ready to use mechanically interlocked version
- Normally closed version
- Hold on coil for time delay
- Mechanical life : 20 million operation
- Electrical life : 1 million operation

Unique Arc quenching system with blow out coils for switching heavy duty loads

DC Mill Duty Contactor

HSN Code : 8536

No. of poles	(A)	Auxilliary Contacts	Cat. No	MRP [₹]
600 Amperes				
Single pole Normally Open	600A	2NO+2NC	916x22 ▪	318890
Double pole Normally Open	600A	2NO+2NC	D916x22▪	662135
Mechanically Interlocked 2 Nos. SP NO	600A	2NO+2NC	M916x22▪	672860
Single pole Normally Closed	600A	1NO+1NC	926x11 ▪	327785
Single pole Normally Open with Holdout Coil#	600A	1NO+1NC	936x11▪ /#	405130
Single pole Normally Open with AC Blow out Coil	600A	2NO+2NC	976x22 ▪	416975

For 934 / 935 / 936 with holdout coil use hold out suffix code from table on page no.10
▪ For coil voltage refer table on page no.10
⁎ 150, 300 & 600 Amps replace 'x' by 'y' for surface mounting rear connection, 'z' for elevated mounting rear connection
* Add Rs. 6660/- for AC Control

Double Pole DC Mill Duty Contactor

HSN Code : 8536

A	Auxilliary Contacts	Cat. No.	Unit Price [₹]
150A	2NO+2NC	954x22 ▪	301560
300A	2NO+2NC	955x22 ▪	351850

DC Mill Duty Contactors - Spares

HSN Code : 8538

Description	Qty. Reqd.	50A		150A		300A		600A	
		Cat. No.	MRP [₹]	Cat. No.	MRP [₹]	Cat. No.	MRP [₹]	Cat. No.	MRP [₹]
DC Arc Chute Assy. Consisting of a. LH Arc Shield b. RH Arc Shield c. DC Blow Out Arc Horn d. DC Blow Out Arc Piece e. DC Blow Out Spacer Assy. f. Polarity Wire g. Latch Strips (Top & Bottom) h. Hardware for Polarity Wire & Latch	1 Set	9C9J101*	30530	9C9P101	52280	9C9T101	75780	9C9V101	164915
AC Arc Chute Assy. Consisting of a. LH Arc Shield b. RH Arc Shield c. AC Blow Out Pole Piece d. AC Blow Out Spacer Assy. e. Polarity Wire f. Latch Strips (Top & Bottom) g. Hardware for Polarity Wire & Latch	1Set	-	-	9C9P102	On request	9C9T102	On request	9C9V102	On request
Fixed & Moving Contacts	1 Set	9C9J105	6945	9C9P105	9560	9C9T105	15480	9C9V105	42080
Contact Lever with Braid (for Single Pole)	1 No.	9C9J106	8445	9C9P106	13760	9C9T106	18210	9C9V106	31565
Contact Lever with Braid (for Double Pole)+	1 No.	9C9J106	8445	9C9P106	13760	9C9T106	18210	9C9V103	31565
Set of Armature Spares Consisting of a. Adjusting Pin b.Contact lever spring c. Contact lever spring pin with circlip d. Armature hinge pin e. Armature Securing pin	1 Set	9C9J107	2895	9C9P107	4000	9C9T107	5760	9C9V107	8355
Set of Armature Spares for 924, 925, 926 Consisting of a. Adjusting Pin b. Contact lever spring c. Contact lever spring pin with circlip d. Armature hinge pin e. Armature Securing pin f. Armature spring g. Spring retaining washer	1 Set	-	-	9C9P108	4870	9C9T108	8580	9C9V108	10350
Set of Armature Spares for 934/935/936 Consisting of a. Adjusting pin b. Contact lever spring c. Contact lever hinge pin d. Armature hinge pin e. Armature securing pin f. Armature spring g. Spring retaining washer h. Adjusting screw	1 Set	-	-	9C9P109	5825	9C9T109	8580	9C9V109	10990
Terminal Block	1	9C9J110	3900	9C9P110	5095	9C9T110	7125	9C9V110	8895
No Volt Coil for 912, 914, 915, 916, 934, 935 & 936 **Suffix voltage code	1	9C9J111▪	15590	9C9P111▪	23825	9C9T111 ▪	31345	9C9V111▪	53985
No Volt Coil for 924, 925, 926 **Suffix voltage code	1	-	-	9C9P112▪	31345	9C9T112 ▪	48670	9C9V112▪	78610
Coil clamp for 914 & 934	1	-	-	9C9P118	560	-	-	-	-
Coil clamp for 924, 915, 935, 916 & 936	1	-	-	9C9P118	560	9C9T118	560	9C9V118	On request

▪ Suffix coil voltage code refer table
▪ Please add Rs.6660 for AC control

* Only item a to e is supplied in this set
+ For two Poles, need to order for 2 Nos.

DC Mill Duty Contactors - Spares & Accessories

HSN Code : 8538

Description	Cat. No.	MRP [₹]
1NO+1NC Auxilliary Contact Block	AC10E11	12170
2NO Auxilliary Contact Block	AC10E20	12170
2NC Auxilliary Contact Block	AC10E02	12170
Single unit driver with mounting plate (50A)	9C9J115	1935
Double unit driver with mounting plate (50A)	9C9J116	2795
Single unit driver with mounting plate (150-600A)	9C9P116	2100
Double unit driver with mounting plate (150-600A)	9C9P117	3065
Hold out coil for 934, 935 & 936	9C9P113-#	37820
Condenser 50 + 50uF for 934, 935 & 936	9C9P114	2100
Mechanical interlock for 150/300/600A	AC10M4/M8/M12	13565
Rectifier 110/240 V	SP30R	7160

Suffix hold out coil code from table

Hold Out Coil Suffix table - 934/935/936

Hold out coil type	Voltage	Suffix code
494-2	100/125	2
494-7	400/450	7
492-12	100/125	12
494-43	200/250 & 400/550	43

- Magnetic Operated Overload relay for heavy duty applications
- From 1.5A to 600A
- Instantaneous and Time delay tripping
- Manual and automatic resetting
- 1NO + 1NC Contacts

DC Magnetic Overload Relays *

HSN Code : 8536

Cat. No.	Coil No.	Continuous Rating	Range Amps	MRP [₹]
B3A23	159-10	2.8	1.5 to 3.5	33055
B3B23	159-5	3.9	3 to 7	
B3C23	159-4	5.4	5 to 13	
B3E23	159-3	10.9	8 to 24	
B3F23	159-2	16.9	10 to 30	
B3G23	159-1	21.9	20 to 40	
B3H23	159-8	34.9	25 to 65	
B3J23	159-6	50.0	35 to 75	
B3K23	179-39	69.0	40 to 120	38730
B3L23	179-38	109.0	70 to 190	
B3M23	179-37	179.0	100 to 300	
B3N23	179-36	299.0	200 to 600	42230
B3Y23	179-36.2	199.0	200 to 600	
B3P23		549.0	300 to 900	51360
B3R23		500.0	500 to 1500	

* With 1NO + 1NC Contacts

Coil Voltage table - DC Mill Duty Contactor

		24V	48V	55V	110V		220V	240V	250V
DC CONTACTOR	PRODUCT	DC	DC	DC	AC	DC	DC	AC	F1
	912X	U1	-	Q1	A1R	A1	B1	K1R	F1
	914;934X	U1	W1	Q1	A1R	A1	B1	K1R	F1
	935X;924;915	U1	W1	Q1	A1R	A1	B1	K1R	F1
	925	-	-	-	-	A1	B1	K1R	F1
	916&936	U1	W1	Q1	A1R	A1	B1	K1R	F1
	D912-D916	-	W1	-	A1R	A1	B1	K1R	F1

1. For other coil voltages, please contact nearest sales office
2. AC control is not available for 934, 935, 936 versions.
3. For ordering spare coils for D912, D914, D915 and D916 Contactors, please order coils with 50% voltage rating as that of control voltage. Example to order coils for D914 X 22B1 (which is a 220V DC DP Contactor), please order spare coils with 110V DC rating.

Control & Signaling Devices - 22.5 mm



Metal Series Actuators & LED Indicating Lights

- Flush Head, Projected Head, Twin Head,
- Mushroom Head type- 40 & 60 mm,
- Selector Head : 2 Position, 3 Position, Key Actuator
- Illuminated type - Actuator, Selector Head, Twin Head
- Barrel LED Indicating Light (Standard & Multi Voltage)
- Pilot LED Indicating Light
- Wide colour options available

BHARTIA
BCH

BCH
ELECTRIC
LIMITED

Control & Signalling Devices 22.5 mm - BML Metal Series (Non - illuminated)

HSN Code : 8536

Product	Description	Colour	Cat. No.	Unit MRP[₹]	Lot Size
	Flush Actuator	Red	BML22FA - R	185	30
		Green	BML22FA - G	185	
		Yellow	BML22FA - Y	185	
		Blue	BML22FA - BL	185	
		Black	BML22FA - BK	185	
		White	BML22FA - W	185	
	Projecting Actuator	Red	BML22PA - R	200	15
		Green	BML22PA - G	200	
		Yellow	BML22PA - Y	200	
		Blue	BML22PA - B	200	
		Black	BML22PA - BL	200	
		White	BML22PA - W	200	
	Mushroom Actuator (Momentary) Head – Φ 40mm	Red	BML22MM4 - R	265	20
		Green	BML22MM4 - G	265	
		Yellow	BML22MM4 - Y	265	
		Blue	BML22MM4 - BL	265	
		Black	BML22MM4 - BK	265	
		White	BML22MM4 - W	265	
	Mushroom Actuator (Twist to Release) Head – Φ 40mm	Red	BML22MT4 - R	365	20
		Black	BML22MT4 - BK	365	
	Mushroom Actuator (Key to Release) Head – Φ 40mm	Red	BML22MK4 - R	815	20
	Mushroom Actuator (Momentary) Head – Φ 60mm	Red	BML22MM6 - R	435	6
		Green	BML22MM6 - G	435	
		Yellow	BML22MM6 - Y	435	
		Blue	BML22MM6 - BL	435	
		Black	BML22MM6 - BK	435	
		White	BML22MM6 - W	435	
	Mushroom Actuator (Twist to Release) Head – Φ 60mm	Red	BML22MT6 - R	470	6
		Black	BML22MT6 - BK	470	

Control & Signalling Devices 22.5 mm – BML Metal Series (Non - illuminated)

HSN Code : 8536

Product	Description	Colour		Cat. No.	Unit MRP [₹]	Lot Size
	Selector Knob Actuator					15
	2 Position - Maintained	Black	●	BML22SM2P - BK	510	
	3 Position – Maintained (both side)	Black	●	BML22SM3P - BK	510	
	2 Position Spring Return	Black	●	BML22SS2P - BK	560	
	3 Position Spring Return (Both Side)	Black	●	BML22SS3P - BK	575	
	Selector Key Actuator					15
	2 Position - Maintained	Black	●	BML22SK2P - BK	710	
	3 Position - Maintained (both side)	Black	●	BML22SK3P - BK	745	
	Twin Actuator (Spring Return with Green Knob "I" marked & Red Knob "O" marked)	Green & Red	● & ●	BML22TA - RG	315	15

Control & Signalling Devices 22.5 mm - BML Metal Series (illuminated)

	LED Luminous Twin Actuator AC/DC : 12V, 24V, 48V, 60V DC :110V, 220V AC : 110V, 240V, 440V	Red & Green Marked (I/O) & Amber LED	●	BML22LTA □-A	600	10
	LED Luminous Actuator AC/DC: 12V, 24V, 48V, 60V DC:110V, 220V AC: 110V, 240V, 440V	Red	●	BML22LA □-R	520	15
		Green	●	BML22LA □-G	520	
		Yellow	●	BML22LA □-Y	520	
		Clear	●	BML22LA□-C	520	
		Amber	●	BML22LA□-A	520	
		White	●	BML22LA□-W	835	
		Blue	●	BML22LA□-BL	835	

□ : Please mention voltage code from Table 2 (page no.71)

Control & Signalling Devices 22.5 mm – BML Metal Series (illuminated)

HSN Code : 8536

Product	Description	Colour	Cat. No.	Unit MRP [₹]	Lot Size
	LED Luminous 2 Position Selector Actuator (Maintained) AC/DC: 12V, 24V, 48V, 60V DC:110V, 220V AC: 110V, 240V, 440V	Red	BML22LSM2 □-R	795	15
		Green	BML22LSM2 □-G	795	
		Yellow	BML22LSM2 □-Y	795	
		Clear	BML22LSM2 □-C	795	
		Amber	BML22LSM2 □-A	795	
		White	BML22LSM2 □-W	1110	
		Blue	BML22LSM2 □-BL	1110	
	LED Luminous 3 Position Selector Actuator (Maintained) AC/DC: 12V, 24V, 48V, 60V DC:110V, 220V AC: 110V, 240V, 440V	Red	BML22LSM3 □-R	795	15
		Green	BML22LSM3 □-G	795	
		Yellow	BML22LSM3 □-Y	795	
		Clear	BML22LSM3 □-C	795	
		Amber	BML22LSM3 □-A	795	
		White	BML22LSM3 □-W	1110	
		Blue	BML22LSM3 □-BL	1110	

Control & Signalling Devices 22mm – BIL/BML LED Indicating Light

	LED Indicating Light - Standard (Barrel Type) AC/DC : 12V, 24V, 48V, 60V DC :110V, 220V AC : 110V, 240V, 440V	Red	BIL22BRS□-R	270	30
		Green	BIL22BRS□-G	270	
		Yellow	BIL22BRS□-Y	270	
		Clear	BIL22BRS□-C	270	
		Amber	BIL22BRS□-A	270	
		White	BIL22BRS□-W	480	
		Blue	BIL22BRS□-BL	480	
	LED Indicating Light - with LVGP (Barrel Type) AC/DC : 12V, 24V, 48V, 60V DC :110V, 220V AC : 110V, 240V, 440V	Red	BIL22BRP□-R	325	30
		Green	BIL22BRP□-G	325	
		Yellow	BIL22BRP□-Y	325	
		Clear	BIL22BRP□-C	325	
		Amber	BIL22BRP□-A	325	
		White	BIL22BRP□-W	540	
		Blue	BIL22BRP□-BL	540	
	LED Indicating Light - Universal Voltage (Barrel Type) 12-230V AC/DC	Red	BIL22BRUH4-R	410	30
		Green	BIL22BRUH4-G	410	
		Yellow	BIL22BRUH4-Y	410	
		Clear	BIL22BRUH4-C	410	
		Amber	BIL22BRUH4-A	410	
		White	BIL22BRUH4-W	625	
		Blue	BIL22BRUH4-BL	625	
	Pilot LED Indicating Light AC/DC : 12V, 24V, 48V, 60V DC :110V, 220V AC : 110V, 240V, 440V	Red	BML22PL□-R	470	15
		Green	BML22PL□-G	470	
		Yellow	BML22PL□-Y	470	
		Clear	BML22PL□-C	470	
		Amber	BML22PL□-A	470	
		White	BML22PL□-W	785	
		Blue	BML22PL□-BL	785	

□ : Please mention voltage code from Table 2

Control & Signalling Devices 22.5 mm - Accessories for BML Series

HSN Code : 8536

Product	Description	Type	Cat. No.	Unit MRP [₹]	Lot Size
	Contact Element 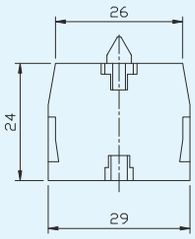	1 NO	BML22CB10	140	50
		1 NC	BML22CB01	140	
	Legend Plate Metal	Aluminium	BML22LPM-□	50	30
	Legend Plate Plastic Yellow Colour	Emergency / Stop	BML22LPP - 23	50	30
	Hole Closer	Plastic	BML22HC	90	50
	Rubber Boot for Flush Actuator	Transparent	BML22RB	100	20
	Rubber boot for Illuminated Push Button	Clear	BML22LRB	105	20

□: Please mention legend plate code from Table 1

Suffix Code Table

Table 1 (Legend Plate)

Legend Plate	Code	legend Plate	Code
Start	1	OFF	12
Stop	2	Right	13
Forward	3	Left	14
Reverse	4	TRIP	15
UP	5	Local	16
DOWN	6	Remote	17
Open	7	Test	18
Close	8	Run	19
Auto	9	R Phase	20
Reset	10	Y Phase	21
ON	11	B Phase	22

Table 2 (Voltage Rating)

Voltage	Code
12V AC/DC	S4
24V AC/DC	U4
48V AC/DC	W4
60V AC/DC	Y4
110V DC	E1
220V DC	H1
110V AC	E
240V AC	H
415V AC	M

Note: FLEXI22 Push Button - 22.5mm are also available on request.

Range

- Non illuminated and illuminated
- Flush
- Extended
- Mushroom head
- Lever and key type selector switch
- Indicators-Direct/Resistor/Transformer type
- Conforms to EN/IEC-60947-5/IS-13947-5

Features

- Protection degree - IP65
- Rugged construction
- Ideal for motor control centers and control panels
- Proven time tested design

Oil Tight Push Button & Indicating Lights - 'Type T' E 30.5 mm

HSN Code : 8536

Type	Description	Cat. No.	MRP [₹]	Lot Size
Actuator	**Standard flush Button** Red Green Black Yellow Blue Orange White	 TSFB-R TSFB-G TSFB-B TSFB-Y TSFB-BL TSFB-O TSFB-W	455	20
	Long Button Red Green Black Yellow Blue Orange White	 TLB-R TLB-G TLB-B TLB-Y TLB-BL TLB-O TLB-W	465	10
	Mushroom Head -Spring return Red -Spring return Green -Turn to release Red -Turn to release Green	 TMH-R TMH-G TMHL-R TMHL-G	 540 540 640 640	10
	Selector Actuator -2 or 3 position	TSSA *▪•	1070	10
	Cylindrical Lock -2 or 3 positions	TCL*▪•	1540	10
Station	Start/Stop Pushbutton	E20EA	1595	1
Contact Block	1NO +1NC 2NO 2NC	050N1 050N2 050N3	700	20
Aluminium Diecast Enclosure	One button Two buttons Three buttons	TEN-1 TEN-2 TEN-3	2395 2325 3145	1
			HSN Code : 8538	
Accessories	Wrench for retaining ring Plug for hole Legend plate	TWN TPL 050L^	535 255 120	1

Note: * Position-2 or 3 • Function M-maintained, S-Spring return ▪ Cam code 1/2/3 ^ Suffix Legend Code

Oil Tight Indicating Light - E 30.5mm

HSN Code : 8536

Description	Application	Cat. No.	List Price [₹]	Lot Size
(Without lens) Direct type	AC & DC	TILD•10	760	1
Transformer type	AC	TILT•10	960	1
HSN Code : 8538				
Polycarbonate Lens	-	LENS*	135	10
Spare Bulb	AC & DC	SP61L#	145	1

* Lens available in colours given below # Suffix voltage code lamp

Voltage Code (Direct type lamps)

Volts	6	12	24	48	110	220	240	415
Code	*	*	U	*	A	B	K	M

Voltage Code (Transformer type lamps)

Volts	110/6	110/24	220/6	240/24	415/6
Code	A	*	*	K/U	*

* Available on request

Accessories for indicating light - E 30.5mm

HSN Code : 8538

Description	Cat. No.	List Price [₹]	Lot Size
Signal lamp transformer	TR ▪	560	10

Suffix Colour Code - 30.5 mm

Colour	Suffix	Colour	Suffix
Red	1P	Yellow	5P
Green	2P	White	6P
Blue	3P	Clear	7P
Amber	4P		

Legend Plate - Suffix Code for E30 & 22.5

Inscription		Start	Stop	Inch	Forward	Reverse	UP	Down	Slow	Fast	Raise	Left	Motor Run	Motor Stop	Overload Tripped	Overload Reset	Power On
Suffix code	Type T (30.5mm)	1	2	3	4	5	6	7	9	10	11	-	-	-	-	-	-
	E22 (22.5mm)	34	35	14	07	41	40	04	33	06	-	18	22	23	30	31	32

Inscription		Stop Reset	Test	Trip	Lower	Off	On	Jog	Emergency Stop	Reset	High	Run	Close	Open	Blank	On-Off
Suffix code	Type T (30.5mm)	-	-	-	12	13	14	15	16	17	19	20	21	22	23	28
	E22 (22.5mm)	36	37	38	-	24	26	-	05	-	12	-	03	27	01	-

Punched Grid Resistors

BHARTIA BCH

Applications:

- Speed Control Resistors
- Starting Resistors for AC and DC Motors
- Dynamic Braking Resistors
- Neutral Grounding Resistors (upto 11KV)

Features

- Special Chromiun Steel Alloy (AISI406) for :

a) Higher resistivity (approx 70% higher than others)
This results in overall light and compact unit

b) Low temperature coefficient (approx 72% lower than others)
This means negligible change in resistance values despite grid temperature variations (very important parameter in applications like crane controls)

c) Unbreakable and corrosion free Grids . Suitable for extreme vibration conditions

d) Drawout type of banks for ease of removal while replacements

e) Three rod construction for higher range resistance grid for improved mechanical strength

f) Individual grids are T.I.G. welded for consistent current path

g) Unique design using staggered grid pattern ensuring maximum air circulation

h) Terminal designed for 2 types of conductors ensuring flexibility

We also manufacture NGRs & DBRs

GST to be charged extra on PGR Prices

PGRs are 10 minutes rated.

Temp. rise : 375 deg over ambient

Dimensions in mm (WxHxD) : 673x152x250 **HSN Code - 8533**

Type	Resistance Per Bank	Continuous Rating	LP
	Ohms	Amps	[₹]
WL10	0.1	225	32870
WL12	0.125	200	29080
WL16	0.16	180	33600
WL20	0.2	150	34305
WL25	0.25	134	30290
WL32	0.32	118	26820
WL40	0.4	113	31015
WL50	0.5	100	26205
WL62	0.62	84	33810
WL80	0.8	75	30645
WL100	1	67	28485
WL125	1.25	64	31710
WL160	1.6	57	27360
WL200	2	54	30465
WL250	2.5	48	26890
WL320	3.2	43	23560
WL400	4	40	32800
WL500	5	35	23805
WL625	6.25	33	27185
WL800	8	29	25360
WL1200	12	21	27185
WL1600	16	19	26370

Dimensions in mm (WxHxD) : 800x152x250 **HSN Code - 8533**

Type	Resistance Per Bank	Continuous Rating	LP
	Ohms	Amps	[₹]
WLL20(M)-1	0.325	150	53330
WLL25(M)-1	0.54	134	50990
WLL32(M)-1	0.68	118	43245
WLL50(M)-1	0.864	100	36645

Industrial Brakes

- **AC Solenoid & Brakes**
- **DC Brakes**

AC Solenoid - Pull Type

GST to be charged extra
HSN Code : 8505

Type	Suitable for	Stroke Length mm	Max. Pull at rated voltage Kg.	Cat. No.	List Price [₹]
B	S-42	25.0	1.25	SLB▪	7540
D	S-51, S-71 S-52, S-72	31.4	6.75	SLD▪ SLD2▪	11120
E	S-250	40	10	SPSLEM SPSLEB	24180

* The standard coil voltages are 110, 220 & 415 V 50 Hz. AC

AC Solenoid Brake - Type S

GST to be charged extra
HSN Code : 8505

Type of Brake	Wheel dia.		Max. Torque		Duty	Brake		Drum	
	Inch	mm	Lb. ft.	Nm		Cat No.	List Price [₹]	Cat No.	List Price [₹]
S-4	4	101.6	10	13.6	Continuous	S-42▪	17290	AC50D4	2895
S-5	5.5	139.7	25 35	34.0 48.0	Continuous Intermittent	S-51▪ S-52▪	24730	AC50D5	4165
S-7	7	177.8	50 75	68.0 102.0	Continuous Intermittent	S-71▪ S-72▪	28275	AC50D7	5055
S-250	9.84	250	109	147.0	Continuous	S-2501M	60825	AC50D25	9775

- The standard coils are 110, 220 & 415 V 50 Hz. AC
▪ To complete Cat. No. suffix voltage code given below
- Brake drums are of standard specification

Range

- Solenoids:
  - Type : SLB - 25 mm stroke length
  - Type : SLD - 31.4 mm stroke length
- AC Brakes
  - 4" Dia
  - 5.5" Dia
  - 7" Dia
- Drums

Features

- Class F insulation of the coil
- Continuous & Intermittent duty
- Long life & ease of maintenance
- Ideally suited for applications such as :
  - Cranes
  - Hoists
  - Machines
  - Valves
  - Conveyers

AC Solenoid Brakes - Voltage Codes

Coil Voltage	110	220	415
AC	A	B	M

Spares For AC Solenoid Brake

GST to be charged extra
HSN Code : 8505

Description	Brake Size : 4"		Brake Size : 5.5"		Brake Size : 7.0"		Brake Size : 250mm	
	Cat. No.	List Price [₹]	Cat. No.	List Price [₹]	Cat. No.	List Price [₹]	Cat. No.	List Price [₹]
Brake lining	SP50L1	2125	SP50L2	3150	SP50L3	4210	SP50L4	8230
Brake shoe Assembly*	SP50SA1	6160	SP50SA2	7950	SP50SA3	13095	SP50SA4	26365
Brake Coil -Continuous -Intermittent	SP50MC01▪	3965	SP50MC21▪ SP50MC22▪	7855	SP50MC21▪ SP50MC22▪	7855	SP50MC31▪	20745

* Brake shoe assembly is with lining.
▪ To Complete Cat. No. suffix voltage code is given in table, above.

***GST to be charged extra on all AC Brakes & Brake Spares**

- Shunt and Series type versions in sizes :
  8 Inch to 30 Inch
  160 mm to 800 mm
- Conforms to NEMA and AISE Standards
- Fail safe operation
- Unique design for maximum torque and minimum shoe wear
  Brakes equivalent to Russian 'TK π' design also available
- **Resistance & rectifier Panel available with option of 'Fuse' or 'MCB' protection**

Proven and time tested

Optional Features

- Limit Switch Attachment
- Manual Release
- Residual magnetism adjustment

Heavy duty encapsulated coil with class 'F' insulation

GST to be charged extra

DC Electromagnetic Brakes

HSN Code : 8505

Shunt Type Torque				Resistance & Rectifier Panel (with fuse protection)+			
				Single Brake		2 Brakes Simult. Operation	
Drum Size	Cat No.	Torque KG-M	List Price [₹]	Cat No.	List Price [₹]	Cat No.	List Price [₹]
150mm 160mm	SMH150 SMH160	8	87640	CACS1*MAE	91740	CACS2*MAE	127425
8"/200mm	SMH8	13.8	103165	CACA1*MAE	102270	CACJ2*MAE	132515
	SMH200	13.8					
10"/250mm	SMH10	27.7	126640	CACB1*MAE	108510	CACK2*MAE	149160
	SMH250	27.7					
13"/300mm	SMH13	76.0	207315	CACC1*MAE	117000	CACL2*MAE	173700
	SMH300	76.0					
16"/400mm	SMH16	138.8	333695	CACD1*MAE	134725	CACM2*MAE	188755
	SMH400	138.8					
19"/500mm	SMH19	277.0	537950	CACE1*MAE	162895	CACN2*MAE	238475
	SMH500	277.0					
23"/600mm	SMH23	555.0	851380	CACF1*MAE	210030	CACP2*MAE	301700
	SMH600	555.0					
30"/700mm	SMH30	1242.0	1895910	CACG1*MAE	829105	-	-
	SMH700	1242.0					
800mm	SMH800	1242.0	2054120	CACG1*MAE	829105	-	-

* For control supply i.e. A=110 V, B=220 V, K =240V and M=415 V AC

1. DC Electromagnetic Brakes are suitable to operate on:
   For AC Power - Resistance & Rectifier Panel
   For DC Power - Series Resistance Box

\+ **For Panel with MCB protection use the suffix '- MCB'**
eg. For 200mm single operation brake panel with MCB protection, Cat code will be CACA1*MAE-MCB

- All Brakes are Supplied for Continuous Duty
- Resistance & Rectifier Panel is supplied without transformer.
- Control Transformer (Optional) can be supplied at extra cost.
  Please add Rs. 9730/- per unit with the LP of Resistance & Rectifier Panel. Please add 'TR' with respective panel cat. ref. to obtain final cat. Code of such panel with control transformer.

***GST to be charged extra on all DC Brakes, Brake Spares, Resistance & Rectifier Panel & Resistance Boxes**

DC Brake Panel - Silicon Rectifier

- Time tested and proven BCH citation contactors.
- Canopy design as standard for effective cooling and ensuring enhanced performance.
- Heavy duty enclosures with advanced multi-stage surface pre-treatment & painting system.

HSN Code: 8505

Cat No.	Silicon Resistance & Rectifier Panel with fuse protection as default			
	Single Brake		2 Brake wih Simult. Operation	
	Cat No.	List Price [₹]	Cat No.	List Price [₹]
SMH8 SMH200	CACA1*MAE- SFD	130750	CACJ2*MAE- SFD	157340
SMH10 SMH250	CACB1*MAE- SFD	130720	CACK2*MAE- SFD	166910
SMH13 SMH300	CACC1*MAE- SFD	164050	CACL2*MAE- SFD	175640
SMH16 SMH400	CACD1*MAE- SFD	160240	CACM2*MAE- SFD	195230
SMH19 SMH500	CACE1*MAE- SFD	214190	CACN2*MAE- SFD	249200
SMH23 SMH600	CACF1*MAE- SFD	248810	CACP2*MAE- SFD	305440

Options On Request

*For control supply i.e A=110V, B=220V, K=240V and M=415V AC

- For Panel with optional MCB protection use suffix - SMD

Eg . For 200mm single operation brake panel with MCB protection, cat code will be CACA1*MAE - SMD

- For spare parts requirement please check with nearest BCH branch office.
- GST to be charged extra on all DC Brake panel

Resistance Boxes for DC Electromagnetic Brakes

GST to be charged extra

HSN Code : 8505

Suitable for Shunt Type		Permanent Series Resistance Box for 230 V DC Supply For Single Brake		Permanent Series Resistance Box for 230 V AC Supply For Single Brake		Permanent Economy Resistance Box for 415 V AC Supply For Single Brake		Permanent Economy Resistance Box for 415 V AC Supply For Double Brake	
Cat No.	Torque KGM	Cat No.	List Price [₹]	Cat No.	List Price[₹]	Cat No.	List Price[₹]	Cat No.	List Price[₹]
SMH150 / SMH160	8	CDCS101D	11715	CARS10KE	10720	CARS10ME	21620	CARS20ME	On request
SMH8 / SMH200	13.8	CDCA101D CDIA101D*	12170	CARA10KE	11080	CARA10ME	21620	CARA20ME	On request
SMH10 / SMH250	27.7	CDCB101D CDIB101D*	14430	CARB10KE	12755	CARB10ME	21620	CARB20ME	On request
SMH13 / SMH300	76.0	CDCC101D CDIC101D*	16655	CARC10KE	15115	CARC10ME	24740	CARC20ME	33800
SMH16 / SMH400	138.8	CDCD101D CDID101D*	17820	CARD10KE	16250	CARD10ME	28755	CARD20ME	35510
SMH19 / SMH500	277.0	CDCE101D CDIE101D*	19085	CARE10KE	17415	CARE10ME	31915	CARE20ME	On request
SMH23 / SMH600	555.0	CDCF101D CDIF101D*	21730	CARF10KE	19560	CARF10ME	34295	CARF20ME	On request
SMH30 / SMH700	1242.0	CDCG101D CDIG101D*	On request	-	-	CARG10ME	59170	-	-
SMH800	1242.0	CDIG101D*	On request	-	-	CARG10ME	59170	-	-

1. DC Electromagnetic Brakes are suitable to operate on:
   For AC Power - Resistance & Rectifier Panel
   For DC Power - Series Resistance Box

- All Brakes are Supplied for Continuous Duty
* These cat. references are meant for intermittent duty

***GST to be charged extra on all DC Brakes, Brake Spares, Resistance & Rectifier Panel & Resistance Boxes.**

GST to be charged extra

Series Type - DC Electromagnetic Brakes

HSN Code : 8505

Brake Size	Motor Frame No. (Max.)	Half Hour Rating			One Hour Rating			List Price [₹]
		Torque KGM	Max. FLC (A)	Cat. No.	Torque KGM	Max. FLC (A)	Cat. No.	
8”/200mm	402,802A	13.8	29	SME8H1 SME200H1	8.97	21	SME801 SME20001	212525
	403, 602, 802B		44	SME8H2 SME200H2		31	SME802 SME20002	On request
10”/250mm	404,603,802C,	27.7	57	SME10H1 SME250H1	18.0	40	SME1001 SME25001	303205
	406,604,803		77	SME10H2 SME250H2		57	SME1002 SME25002	On request
13”/300mm	408,606,804	76.0	126	SME13H1 SME300H1	49.4	95	SME1301 SME30001	410780
	410,608,806		176	SME13H2 SME300H2		132	SME1302 SME30002	On request
16”/400mm	412,610,808	138.8	245	SME16H1 SME400H1	90.2	185	SME1601 SME40001	642865
19”/500mm	414,612,810	277.0	368	SME19H1 SME500H1	180.0	272	SME1901 SME50001	987600
	416,614,812		500	SME19H2 SME500H2		360	SME1902 SME50002	On request
23”/600mm	418,616,814	555.0	740	SME23H1 SME600H1	361.0	540	SME2301 SME60001	1597805
	618,816		960	SME23H2 SME600H2		730	SME2302 SME60002	On request

- During ordering, besides brake drum dia, please confirm duty rating, current rating & motor frame Nos.
- Above current ratings are for 230 V DC Series Motors.
- To convert KGM to LB.FT. multiply by 7.25

***GST to be charged extra on all DC Brakes, Brake Spares, Resistance & Rectifier Panel & Resistance Boxes.**

BHARTIA BCH

GST to be charged extra

Series & Accessories - DC Eectromagnetic Brakes

HSN Code : 8505

Description	150/160mm		8"/200mm		10"/250mm		13"/300mm	
	Cat No.	List Price [₹]	Cat No.	List Price [₹]	Cat No.	List Price [₹]	Cat No.	List Price [₹]
Coil Shunt	9GDS01	73545	9GDA01	87080	9GDB01	105250	9GDC01	174040
Coil Series for inch for mm	-	-	9GDA02/ 9GDA03	177065	9GDB02/ 9GDB03	277535	9GDC02/ 9GDC03	373865
Torque Adj. Screw Assembly	9GDS04	6405	9GDA04	6700	9GDB04	6700	9GDC04	12125
Torque Spring	9GDS05	17445	9GDA05	18210	9GDB05	21510	9GDC05	34820
Wedge Assembly with Bolt, Spring and Washers for inch/mm	9GDS20/ 9GDS22	2500	9GDA20/ 9GDA22	2860	9GDB20/ 9GDB22	3320	9GDC20/ 9GDC22	5060
Pin set for Lever & Armature Consisting of a) Pin Lever 2 Nos. b) Pin armature 2 Nos.	9GDS06	8800	9GDA06	9230	9GDB06	9230	9GDC06 9GDC06-2#	11640
Coller Set of Lever & Armature Consisting of a) Coller Lever 4 Nos. a) Coller Armature 4 Nos.	9GDS07	8800	9GDA07	9230	9GDB07	9230	9GDC07	11070
Bush Set for Lever & Armature Consisting of a) Bush Lever 4 Nos. a) Bush Armature 4 Nos.	9GDS08	17445	9GDA08	18290	9GDB08	18290	9GDC08	19925
Pull Rod Assembly with nuts, spring & washer	9GDS29	7135	9GDA29	7470	9GDB29	9230	9GDC29	14195
Greese Nipple (1 set consist 8 Nos.)	9GDS09	2500	9GDA09	2650	9GDB09	2650	9GDC09	2675
Shoe Assembly with Clamp & Bolts (1 set consist 2 Nos.) for inch/mm	9GDS10/ 9GDS11	18155	9GDA10/ 9GDA11	18085	9GDB10/ 9GDB11	22425	9GDC10/ 9GDC11	35300
Shoe Lining without Bolts (1 set consist 2 Nos.) for inch for mm	9GDS12/ 9GDS13	6165	9GDA12/ 9GDA13	6405	9GDB12/ 9GDB13	8065	9GDC12/ 9GDC13	11640
Shoe Lining with Bolts (1 set consist 2 Nos.) for inch for mm	9GDS23/ 9GDS26	8330	9GDA23/ 9GDA26	9230	9GDB23/ 9GDB26	11640	9GDC23/ 9GDC26	16620
Dust Cover (made of jeans cloth & painted with fire reterdent al. paint).	-	-	9GDA30	10270	9GDB30	10270	9GDC30	12220
mm Size Cast Steel Drum without Hard Chrome Plating	9GDS15/ (150mm) 9GDS14 (160mm)	19840	9GDA14	21830	9GDB14	33610	9GDC14	59320
mm Size Cast Steel Drum with Hard Chrome Plating	9GDS15P/ (150mm) 9GDS14P (160mm)	26795	9GDA14P	31245	9GDB14P	48785	9GDC14P	82055
Cast Steel Drum without Hard Chrome Plating* for inch	-	-	9GDA15	22640	9GDB15	34835	9GDC15	58890
Cast Steel Drum with Hard Chrome Plating* for inch	-	-	9GDA15P	32490	9GDB15P	49980	9GDC15P	85395

* For brakes manufactured upto September 07. # For brakes manufactured after September 07 (pins are different).

***GST to be charged extra on all DC Brakes, Brake Spares, Resistance & Rectifier Panel & Resistance Boxes.**

BHARTIA BCH

GST to be charged extra

Spares & Accessories - DC Brakes

HSN Code : 8505

Description	16"/400 mm		19"/500 mm		23"/600 mm		30"/700 mm/800mm	
	Cat No.	List Price [₹]	Cat No.	List Price [₹]	Cat No.	List Price [₹]	Cat No.	List Price [₹]
Coil Shunt	9GDD01	253965	9GDE01	415995	9GDF01	560360	9GDG01	1269530
Coil Series for inch for mm	9GDD02 9GDD03	528065	9GDE02 9GDE03	803590	9GDF02 9GDF03	1064745	-	-
Torque Adj. Screw Assembly	9GDD04	17385	9GDE04	27880	9GDF04	39610	9GDG04	82950
Torque Spring	9GDD05	53490	9GDE05	74005	9GDF05	122530	9GDG05	262965
Wedge Assembly with Bolt, for inch Spring and Washers for mm	9GDD20/ 9GDD22	6700	9GDE20/ 9GDE22	10045	9GDF20/ 9GDF22	15745	9GDG20/ 9GDG22	34855
Pin set for Lever & Armature Consisting of for inch a) Pin Lever 2 Nos. for mm b) Pin Armature 2 Nos.	9GDD06* 9GDD06-2#	14195	9GDE06* 9GDE06-2#	14195	9GDF06* 9GDF06-2#	19925	9GDG06++	60280
Coller Set of Lever & Armature Consisting of a) Coller Lever 4 Nos. b) Coller Armature 4 Nos.	9GDD07	11070	9GDE07	10855	9GDF07	13565	9GDG07+	22255
Bush Set for Lever & Armature Consisting of a) Bush Lever 4 Nos. b) Bush Armature 4 Nos.	9GDD08	20385	9GDE08	21355	9GDF08	27330	9GDG08++	48605
Pull Rod Assembly with nuts, spring & washer	9GDD29	21510	9GDE29	29750	9GDF29	39965	9GDG29	104530
Grease Nipple (1 set consist 8 Nos.)	9GDD09	2725	9GDE09	4680	9GDF09	4680	9GDG09	5180
Shoe Assembly with Clamp & Bolts for inch (1 set consist 2 Nos.) for mm	9GDD10/ 9GDD11	53575	9GDE10/ 9GDE11	74105	9GDF10/ 9GDF11	118470	9GDG10/ 9GDG11 9GDG11A+++	266605 274900
Shoe Lining without Bolts for inch (1 set consist 2 Nos.) for mm	9GDD12/ 9GDD13	18235	9GDE12/ 9GDE13	29750	9GDF12/ 9GDF13	44005	9GDG12/ 9GDG13 9GDG13A+++	83130 On request
Shoe Lining with Bolts for inch (1 set consist 2 Nos.) for mm	9GDD23/ 9GDD26	22425	9GDE23/ 9GDE26	37095	9GDF23/ 9GDF26	57630	9GDG23/ 9GDG26 9GDG26A+++	102810 111680
Dust Cover (made of jeans cloth & painted with fire reterdent al. paint).	9GDD30	13220	9GDE30	16340	9GDF30	17140	9GDG30	22205
mm Size Cast Steel Drum without Hard Chrome Plating	9GDD14	70800	9GDE14	115245	9GDF14	160270	-	-
mm Size Cast Steel Drum with Hard Chrome Plating	9GDD14P	105395	9GDE14P	168340	9GDF14P	245165	-	-
Cast Steel Drum without Hard Chrome Plating* for inch	9GDD15	73835	9GDE15	120640	9GDF15	164670	-	-
Cast Steel Drum with Hard Chrome Plating* for inch	9GDD15P	110155	9GDE15P	176485	9GDF15P	256935	9GDG15P	435310

* For brakes manufactured upto September 07. # For brakes manufactured after September 07 (pins are different).
\+ Consist of strap, Brass Shim & spring Plate ++ Only for Armature +++ Suitable for 800mm

***GST to be charged extra on all DC Brakes, Brake Spares, Resistance & Rectifier Panel & Resistance Boxes.**

BHARTIA BCH

Spare Selenium Type Bridge Rectiers

GST to be charged extra

HSN Code : 8505

Rectifier Code / Part No.	Recommended to operate brake at 415V AC		Qty. per set	List Price [₹]
	Individual	Simultaneous		
9GDX01	1x8"/200mm	-	2	20570
9GDX02	1x10"/250mm	2x8"/200mm	2	30690
9GDX03	1x13"/300mm 1x16"/400mm	2x10"/250mm	2	41565
9GDX04	1x19"/500mm	2x13"/300mm 2x16"/400mm	2	54885
9GDX05	1x23"/600mm	2x19"/500mm	2	78260
9GDX06	-	2x23"/600mm	2	156590
9GDX07	1x30"/700 & 800mm	-	2	217135

Spare Resistances

GST to be charged extra

HSN Code : 8505

Used in resistance and rectifier panels	Cat. No.	Ohms	Watts	List Price [₹]
CACA1*, CACB1*, CACC1*, CACD1*, CACJ2*	9GDX32	32	200	3840
CACA1*, CACB1*, CACC1*, CACF1*, CACG1*, CACL2*, CACP2*, CACJ2*	9GDX42	42	200	
CACS2*	9GDX47	47	200	
CACB1*, CACE1*, CACF1*, CACG1*, CACJ2*, CACK2*, CACM2*, CACN2*	9GDX52	52	200	
CACS1*	9GDX64	64	100	
CACA1*, CACB1*, CACD1*, CACE1*, CACF1*, CACG1*, CACJ2*, CACK2*, CACM2*, CACN2*, CACP2*	9GDX80	80	200	
CACA1*, CACD1*, CACK2*, CACL2*	9GDX112	112	200	
CACS1*, CACS2*	9GDX112A	112	125	

Optional Features - DC Brakes

GST to be charged extra

HSN Code : 8505

Brakes Size		Manual Release List Price [₹]	Residual Magnetism Adjustment List Price [₹]	Limit Switch Attachment List Price [₹]	
Inch	mm			1NO+1NC (LSA)	2NO+2NC (LSA-2)
8	150/160/200	7595	7230	14760	15555
10	250	7595	8475		
13	300	10410	12590		
16	400	11145	18765		
19	500	17315	26035		
23	600	24255	29400		

Note : Suffix following codes to complete brakes code with optional features.

- MR = For Manual Release
- RM = For Residual Magnetism
- LS = For Limit Switch (1NO+1NC)
- LS-1 = For Limit Switch (2NO+2NC)
- RR = For Manual Release + Residual Magnetism
- RL = Residual Magnetism + Limit Switch
- ML = For Manual Release + Limit Switch
- RS = For Manual Release + Residual Magnetism + Limit Switch

To order Spare Limit Switch assembly, cat codes are:

- LSA = Limit Switch with fitting Arrangement (1NO + 1NC)
- LSA -2 = Limit Switch (2NO + 2NC) with fitting Arrangement

***GST to be charged extra on all DC Brakes, Brake Spares, Resistance & Rectifier Panel & Resistance Boxes.**

Industrial Automation & Safety

- Limit Switches
- Foot Switches
- Pneumatic Timers
- Electronic Timers
- AC Drives
- Digital DC Drives
- Soft Starters
- e-prox Sensors
- Plug-in Relays

Heavy Duty Limit Switch - Snap Action Type NL IP 67

HSN Code : 8536

Type	Description	Cat. No. Screw Terminal (1NO+1NC)	MRP [₹]	Cat.No. Precabled (1NO+1NC)	MRP [₹]	Cat. No. Screw Terminal (2NO+2NC)	MRP [₹]	Cat. No. Precabled (2NO+2NC)	MRP [₹]
Roller Lever	Standard-38MM Standard-76.2mm Adjustable	NLL1 NLL2 NLLA	3285	NLL1C NLL2C NLLAC	3575	NLL1-22 NLL2-22 NLLA-22	5425	NLL1-22C NLL2-22C NLLA-22C	5615
	Maintained Type Maintained Type Maintained Type	NLL1M NLL2M NLLAM	3680	NLL1MC NLL2MC NLLAMC	3865	NLL1M-22 NLL2M-22 NLLAM-22	5995	NLL1M-22C NLL2M-22C NLLAM-22C	6110
Push Roller	Top Side	NLTPR NLSPR	3285 3600	NLTPRC NLSPRC	3575 3865	NLTPR-22 NLSPR-22	5425 5850	NLTPR-22C NLSPR-22C	5615 6110
Push Button	Top Adjustable Side Adjustable	NLTPBA NLSPBA	3285 3600	NLTPBAC NLSPBAC	3575 3865	NLTPBA-22 NLSPBA-22	5275 5850	NLTPBA-22C NLSPBA-22C	5615 6110
Cat Whisker	Nylon Rod Steel Rod	NLCW NLJW	2885 3285	NLCWC NLJWC	3100 3505	NLCW-22 NLJW-22	5155 5425	NLCW-22C NLJW-22C	5425 5615

- IP 67 degree of Protection
- Choice of 16 Operating Heads
- Interchangeable heads ensures complete modularity and flexibility
- Zinc Die cast body for Heavy duty applications
- Easily replaceable contact blocks
- Precabled version with 2m cable length



NLL1 NLL2 NLLA NLTPBA NLCW NLTPRC

Mini Limit Switch

HSN Code : 8536

Type		Cat. No.	MRP [₹]
General Purpose Type		DLSMAR	1985
Top Plunger	Standard	DLSMPP	1985
Push Roller	Standard	DLSMRP	1985
Push Roller	Cross	DLSMRPX	1985
Roller Lever	30mm	DLSMRL	1985
Roller Lever	Adjustable	DLSMRLA	2040
Rod Arm	Adjustable	DLSMJWA	2040
Cat's Whisker	Steel Spring	DLSMSW	2165
Flexible Rod	Nylon	DLSMSR	2165

- Conforming to IS/IEC 60947-5-1
- Compact Design requiring less mounting space
- Zinc Die cast base & high end polyamide cover ensuring robustness & excellent aesthetics
- Unique Cross bar contacts for enhanced reliability
- Dust proof, Water proof & Oil resistance construction

Applications

- Lifts and Escalators
- Machine Tools
- Food and Beverages
- Textile Machines
- Packaging & Printing Machines

Available Operating Heads



Precision Limit Switch

HSN Code : 8536

1NO+1NC			2NO+2NC		
Type of Operator	Cat. No.	MRP [₹]	Cat. No.	MRP [₹]	Lot Size
Roller Lever	PSRL-L or R	1595	PSRL-L-2 or R-2	2205	1
Six Inch Lever	PSSIL-L or R	1595	PSSIL-L-2 or R-2	2205	
Top Push Roller	PSTPR*	1595	PSTPR*-2	2205	
Top Push Button	PSTPB	1595	PSTPB-2	2205	
Type	Cat. No	MRP [₹]	Cat. No	MRP [₹]	Lot Size
Spare Contact Block	SP20S1	1495	SP20S2	2130	

- Conforming to IS/IEC 60947-5-1
- Snap action contacts
- Frequency of operation 2500 Operations / hr
- Mechanical life : 20 million operations
- Electrical life : 10 million operations

* A - Top push roller in line with contact block
B - Top push roller perpendicular to contact block

Limit Switch for 125°C Application*

HSN Code : 8536

Type	Cat. No.	MRP [₹]
with 1NO + 1NC Roller Lever Top Push Roller	LL1-150S-M LTPR-150S-M	11610

*Refer to our nearest sales office for specification & details

Heavy Duty General Purpose Limit Switch

HSN Code : 8536

Snap Action Type L	Angular Roller Top Plunger	LLGS LPGS	2200

Oil Tight Limit Switch - Snap Action Type L IP 65

HSN Code : 8536

Type	Description	Cat. No.	MRP [₹]
Roller Lever	Standard-38MM Standard-76.2mm Adjustable	LL1 LL2 LLA	4700
	Maintained Type LL1 Maintained Type LL2 Maintained Type LLA	LL1M LL2M LLAM	4910
Push Roller	Top Side	LTPR LSPR	4595 5160
Push Button	Top Adjustable Side Adjustable	LTPBA LSPBA	4985
Cat Whisker	Nylon Rod Steel Rod	LCW LJW	3765 4675

Oil Tight Limit Switch - Spares

HSN Code : 8538

Description	Suitable for	Cat. No.	MRP [₹]
38 mm lever	NLL1, LL1	SP40L1	745
76.2 mm lever	NLL2, LL2	SP40L2	935
Adjustable lever	NLLA, LLA	SP40LA	935
Operating Head	LLGS, LPGS	SP40HLG	1340
Operating Head	Roller Lever Type	SP40HL	1450
Operating Head Maintained	Roller Lever Maintained Type	SP40HLM	1670
Operating Head	Top Push Side Push	SP 40HTP* SP 40HSP*	1450 1605
Operating Head	Cat Whisker Nylon Rod Cat Whisker Steel Rod	SP40CW SP40JW	1000 1340
Limit Switch Unit Assembly 1NO+1NC	Type 'L' & 'NL' (Except LLGS / LPGS)	SP40S1	1975
Limit Switch Unit Assembly 2NO+2NC	Type 'L' & 'NL' (Except LLGS / LPGS)	SP40S2	4200
Limit Switch Unit Assembly 1NO+1NC	LLGS / LPGS	SP40S1WOM	1605
Oil tight Conduit	Type 'NL'	SP40CE	795

* B = Button R = Roller

Bravo Series - Heavy Duty Limit Switch

HSN Code : 8536

Type	Description	Cat. No.	MRP [₹]
Roller Lever	Standard-38MM	BALRL38	1980
	Standard-76.2mm	BALRL76	
	Adjustable	BALRLA	
Push Roller	Top	BALPRT	1980
	Side	BALPRS	2175
Push Button	Top Adjustable	BALPBT	1980
	Side Adjustable	BALPBS	2175
Cat Whisker	Nylon Rod	BALCWN	1980
	Steel Rod	BALCWS	2015

Salient Features:

- IP 67 degree of Protection
- 1NO+1NC Contact Block
- Choice of 9 Operating Heads
- Aluminium Die-cast body



BSG Foot Switch

BSG2M

- Full Metal Body with Shielded Guard for Pedal
- 2 Positions
- Yellow Colour Shielded Guard for better visibility

BSG2C

- Full Metal Body with Shielded Guard for Pedal
- Glass Filled Nylon Pedal
- 2 Positions
- Red Colour Shielded Guard for better visibility

BSG2P

- Full Plastic Body with Shielded Guard for Pedal
- 2 Positions
- Yellow Colour Shielded Guard for better visibility

HSN Code : 8538

	BSG Range of Foot switches	
Cat code	**Description**	MRP [₹]
BSG2MX1	FOOT SWITCH METAL GUARD & SHIELD 1NO+1NC	6890
BSG2MX2	FOOT SWITCH METAL GUARD & SHIELD 2NO+2NC	8265
BSG2CY1	FOOT SWITCH DOUBLE PEDAL 2 X 1NO+1NC	10600
BSG2PX1	FOOT SWITCH PLASTIC GUARD&SHIELD 1NO+1NC	3320
BSG2PX2	FOOT SWITCH PLASTIC GUARD&SHIELD 2NO+2NC	4065

FSG Foot Switch

HSN Code : 8536

Number of Contact Blocks	Total contacts available	No.of position	Description	Cat. No.	MRP [₹]	Lot Size
One	1NO+1NC	2	With Guard	FSGX1	7355	1
One	1NO+1NC	2	With Latch	FSGX1L	7745	
One	2NO+2NC	2	With Guard	FSGX2	8510	
One	2NO+2NC	2	With Latch	FSGX2L	8880	
Two	2NO+2NC	2	With Guard	FSGY1	9015	
Two	2NO+2NC	2	With Latch	FSGY1L	9585	
Two	4NO+4NC	2	With Guard	FSGY2	11220	
Two	4NO+4NC	2	With Latch	FSGY2L	11425	
Two	2NO+2NC	3	With Guard	FSGZ1M	9760	
Two	4NO+4NC	3	With Guard	FSGZ2M	11185	

Note : Latching unit (with suffix L) is provided with X & Y versions only.

Spares for Foot Switch

HSN Code : 8538

Description	Suitable For	Cat No.	MRP [₹]
Spare Contact Block 1NO+1NC	FSG & BSG	SP20S1	1495
Spare Contact Block 2NO+2NC	FSG & BSG	SP20S2	2130
Spare Cover with Guard	FSG	SP20CG	2960

- 2 Position and 3 Position
- 1NO+1NC/2NO+2NC/4NO+4NC contact blocks
- With Guard
- Oil tight and water tight enclosure for contact block
- Mechanical and electrical life : 10 million operation
- Suited for heavy duty applications such as :
  Machine Tools
  Rubber and Tyre making machines
  SPMs
  Welding Machines
- Suffix X1 = One Block of 1NO+1NC
  X2 = One Block of 2NO+2NC
  Y1 = Two Blocks of 1NO+1NC
  Y2 = Two Blocks of 2NO+2NC

Pneumatic Timer

- 30 sec / 60 sec/180 sec
- AC and DC Supply
- 1 NO+1NC / 2 NO+2NC Contact Blocks
- Completely enclosed timing head ensures excellent timings in adverse environmental conditions
- Encapsulated coil for better resistance against moisture and corrosion
- Completely maintainable I.e Coil , Contact blocks and Timing head can be replaced
- Special timer for Railway application

Site convertible On/Off delay

Pneumatic Timers
Time Delay Relay-Electro Pneumatic

HSN Code : 9107

Type	Time Range (Secs.)	Contact Configuration		Cat No.	MRP [₹]	
		Time Block	Instantaneous Block		AC	DC
PN	0.05 - 30 Sec	1NO + 1NC	-	KRTPN10▪-0	7545	11305
	0.05 - 60 Sec	1NO + 1NC	-	KRTPN10▪-1	7800	11930
	0.05 - 180 Sec	1NO + 1NC	-	KRTPN10▪-3	8815	13010
	0.05 - 30 Sec	2NO + 2NC	-	KRTPN20▪-0	8480	12095
	0.05 - 60 Sec	2NO + 2NC	-	KRTPN20▪-1	8660	12240
	0.05 - 180 Sec	2NO + 2NC	-	KRTPN20▪-3	9305	13150
PNI	0.05 - 30 Sec	1NO + 1NC	1NO + 1NC	KRTPN11▪-0	9195	14360
	0.05 - 60 Sec	1NO + 1NC	1NO + 1NC	KRTPN11▪-1	10430	14360
	0.05 - 180 Sec	1NO + 1NC	1NO + 1NC	KRTPN11▪-3	11415	14535
	0.05 - 30 Sec	2NO + 2NC	2NO + 2NC	KRTPN22▪-0	11520	15005
	0.05 - 60 Sec	2NO + 2NC	2NO + 2NC	KRTPN22▪-1	11645	15785
	0.05 - 180 Sec	2NO + 2NC	2NO + 2NC	KRTPN22▪-3	12485	16695
Type	**Time Range (Secs.)**	**On-Delay Block**	**Off-Delay Block**	**Cat No.**	**AC**	**DC**
PCN	0.05 - 30 Sec	1NO + 1NC	1NO + 1NC	KRTPCN11▪-0	12720	16665
	0.05 - 60 Sec	1NO + 1NC	1NO + 1NC	KRTPCN11▪-1	13075	16800
	0.05 - 180 Sec	1NO + 1NC	1NO + 1NC	KRTPCN11▪-3	14850	18560
	0.05 - 30 Sec	2NO + 2NC	2NO + 2NC	KRTPCN22▪-0	13990	18290
	0.05 - 60 Sec	2NO + 2NC	2NO + 2NC	KRTPCN22▪-1	14660	18505
	0.05 - 180 Sec	2NO + 2NC	2NO + 2NC	KRTPCN22▪-3	16530	20175

PN, PNI Time Delay Relay will be supplied only as on-delay

▪ To complete Cat. No. Suffix Voltage code from Table

Timer for Railway Application

HSN Code : 9107

Type	Time (Secs.)	Contact Configuration		Cat No.	MRP [₹]	
		Time Block	Instantaneous Block		AC	DC
PN	120	2NO + 2NC	-	KRTPN20A-2R	9065	-
	150	2NO + 2NC	-	KRTPN20A-3R	9065	-

Accessories for Time Delay Relay

HSN Code : 9107

Description	Cat. No.	MRP [₹]	Lot Size
Contact Block 1NO+1NC Timed 2NO+2NC Timed 1NO+1NC Inst. 2NO+2NC Inst.	 SP20S3+ SP20S4+ SP20S5+ SP20S6+	 1725 2250 1725 2250	1
Magnet Coil AC-PN Relays AC-PNI & PCN Relays DC Relays	 SP20MC ▪ SP20MC1▪ SP20MC2▪	 2345 2345 7550	1
Return Spring* (PNI & PCN) Coil Clip*	 SP20RS SP20CC	 405 645	1
Magnet frame assembly without coil	SP20 MA\MA1	3405	1
Knob assembly	SP20KA	130	10

+ These are supplied with plastic cover
* For DC Timers only
▪ To complete suffix voltage code refer to the table

- High Repeat Accuracy
- Operating Temperature - 40^0 to $+65^0$
- Mechanical and Electrical Life - 10 million operations

Voltage Suffix Code

Coil Voltage	24	110	220	240	415
AC Suffix M Code*	U	A	B	K	M
DC Suffix - Code	U1	A1	B1	K1	-

* KRTPN timers with 550V AC coil voltage, Prices available on request



- On Delay
- Off Delay
- Cyclic
- Multifunction
- Widest timing range from 0.1 sec to 10 Hours in Single Unit
- Calibrated time scale for easy time setting
- DIN rail mounting
- Excellent repeat accuracy

Electronic Timers

HSN Code - 9107

Chronos Delay on make type BAR 0.1 Sec. - 10 Hrs. 240V AC; 24V AC/DC or 110V AC; 24V AC/DC or 12V DC	SBT00▪ 00N	2535
Delay on break type BCR 0.1 Sec. - 10 Hrs. 240V AC; 24V AC/DC or 110V AC; 24V AC/DC or 12V DC	SBT01▪ 00N	2760
Recycling type BDR 0.1 Sec. - 10 Hrs. 240V AC; 24V AC/DC or 110V AC; 24V AC/DC	SBT02▪ 00N	3625
Multifunction type BLR 0.1 Sec. - 10 Hrs. 240V AC; 24V AC/DC or 110V AC; 24V AC/DC	SBT03▪ 00N	2760

Voltage Codes

Type	Voltage	Voltage Code
B	240V AC; 24 V AC/DC 110 V AC; 24 V AC/DC 12 V DC	1 2 5

Multi Function

- 4 Functions - On delay, Interval , Off delay, Single Shot
- Multi Time Range - Sec / Min / Hr
- Universal Voltage - 24 V- 230V AC/DC
- Large calibrated dial for easy and accurate time setting
- Compact Design
- LED indications for Input supply and Output status
- Surface mounting & DIN rail mounting
- 1 changeover relay output (SPDT)
- All Purpose Timer

Universal Voltage, Multi Time, Multi Function - IBTMU

HSN Code - 9107

Product	Cat No.	Time Range	Function	Voltage	MRP [₹]
	IBT04500	0.1S - 10 Hr.	On Delay, Off Delay, Interval, Single Shot	24-240V AC/DC	2610

New

BTR17 - Star Delta Timer 17.5mm Width

HSN Code - 9107

Product	Description	Cat No.	MRP [₹]
	Star-Delta Timer 0-60 Sec 240-415V AC	BTR174622	1090

- Wide Time ranges
- Two Transition times - 50ms/100ms
- Wide Voltage Supply - 240 - 415V AC
- Two C/O Contacts
- Width 17.5 mm
- Flame Retardant UL94 -V0 enclosure
- CE approved & RoHS Compliance

New

Electronic Timer-BTR17 Series - 17.5mm width

HSN Code - 9107

- On Delay
- Off Delay
- Cyclic
- Multifunction - 12 functions
- LED Indications for Power and Relay status
- 1C/O Contacts
- Microcontroller based timer
- Compact size 17.5mm Wide
- CE marked & RoHS compliant
- EMC/EMI Compatible
- Flame Retardant UL94-V0 Enclosure

Product	Cat No.	Description	Time Range	MRP [₹]
	BTR170101	ON delay Timer 240V AC/24V AC/DC	0.3 sec to 30Hr	870
	BTR170201	ON delay Timer 110V AC/24V AC/DC	0.3 sec to 30Hr	1280
	BTR170501	ON delay Timer 12V DC	0.3 sec to 30Hr	1050
	BTR171101	OFF delay Timer 240V AC/24V AC/DC	0.3 sec to 30Hr	1040
	BTR171201	OFF delay Timer 110V AC/24V AC/DC	0.3 sec to 30Hr	1040
	BTR171501	OFF delay Timer 12V DC	0.3 sec to 30Hr	1050
	BTR172011	Cyclic timer 12-240V AC/DC	0.1 sec to 100Hr	1775
	BTR173011	Multi-function timer 12-240V AC/DC, 12 Function	0.1 sec to 100Hr	1775

New

Electronic Timer-BTR22 Series - 22.5mm width

HSN Code - 9107

- On Delay
- Off Delay
- Cyclic
- Multifunction - 13 functions
- Wide time range & voltage
- High accuracy
- 2C/O Contacts
- LED Indications or Power and Relay status
- Micro controller based timer
- Compact size 22.5mm Wide
- Low Power Consumption
- 35mm DIN Rail mounting
- EMC/EMI Compatible
- CE marked & RoHS Compliant
- Flame Retardant UL94-V0 Enclosure

Product	Cat No.	Description	Time Range	MRP [₹]
	BTR220012	ON delay Timer 24 - 240V AC/DC 2 C/O Contact	0.1 sec to 100Hr	1500
	BTR221012	OFF delay Timer 24 - 240V AC/DC 2 C/O Contact	0.1 sec to 100Hr	1365
	BTR222012	Cyclic Timer 24 - 240V AC/DC 2 C/O Contact	0.1 sec to 100Hr	1860
	BTR223012	Multifunction Timer 24 - 240V AC/DC 2 C/O Contact	0.1 sec to 100Hr	1800

SINUS B AC Drive

- 0.37~2.2Kw, Input-1Phase 200-230V AC
- Output - 3 Phase 200-230V AC
- Sensorless vector and V/F control
- Build in PID function

AC Drive

Sinus Penta AC Drive

- 4.5 - 3000 KW, 3 Phase 380 - 415 VAC
- One Drive - Five functions
  - Vector modulation IFD functionality for general-purpose applications
  - Sensorless vector VTC functionality for high torque-demanding applications
  - Vector FOC functionality with an encoder for accurate torque requirements and a wide speed range
  - Vector SYN functionality for applications with brushless, synchronous motors
  - RGN functionality for the inverter application as an AC/DC converter for the DC supply of multiple drives
- In built Braking chopper upto 132KW rating (S30)
- Serial communication port RS485 – MODBUS RTU Protocol
- Starting Torque upto 240% max
- PID function / second PID function
- Control keypad panel with 12 keys and large back-lit LCD
- Intelligent cooling system
- Encoder feedback
- Full compatibility with teleservice software, "REMOTE DRIVE" on internet
- Compatible with Easy Harmonics, tool for the calculation of Harmonic currents

*** For the prices of above mentioned products please contact our nearest sales office.**

Digital DC Drives

- From 10A to 4500A (2.4 KW to 2205 KW) 3 Phase 220-690VAC
- 2 & 4 Quadrant digital drive
- Local control from keypad
- 12/7 programmable I/Os
- Predictive control and field boost
- Feedback from dynamo/encoder/armature
- Auto switching in armature F/B against encoder/tacho feed back failure

Digital DC Drives

HSN Code - 8504

Cat. No.	Armature Current (A)	Field Current (A)
DCREG*.10 POT440V	10	5
DCREG*.20 POT440V	20	5
DCREG*.40 POT440V	40	5
DCREG*.70 POT440V	70	5
DCREG*.100 POT440V	100	5
DCREG*.150 POT440V	150	15
DCREG*.180 POT440V	180	15
DCREG*.250 POT440V	250	15
DCREG*.350 POT440V	350	15
DCREG*.410 POT440V	410	35
DCREG*.500 POT440V	500	35
DCREG*.600 POT440V	600	35
DCREG*.900 POT440V	900	35
DCREG*.1200 POT440V	1200	35

* to complete cat code suffix : 2- for II Quadrant drive 4 - for IV Quadrant drive

ASA4.0 Series Soft-Starter

24A to 580A, 3 Phase 200V to 525V AC or 380-690V AC
overload upto 600% of the rated current

Protection:

- over / under current
- current imbalance
- Motor Thermistor
- Phase Sequence
- Phase Loss
- Power Loss

*** For the prices of above mentioned products please contact our nearest sales office.**

BHARTIA BCH

ePROX Range

- Sizes from 8mm to 30mm Dia
- Switching Distance from 1.5mm to 15mm
- IP 67, CE Marked
- Sensors with Linear output (4 - 20 mA /0-10VDC)

General Specications

- High switching capacity
- 200mA upto 12mm Dia
- 400mA for 18mm and 30mm Dia
- Wide range of outputs
- Voltages AC/DC
- Status LED Indication
- Built in Short circuit protection

Special Versions

- Non Standard sizes from 4mm to 80mm dia
- High temperature sensors upto 125 Deg C
- Square / Slot / Rectangular sensors
- Sensor with shielded cable

Standard Version of Inductive Proximity Switches

HSN Code - 8536

Cat. No.	Dia (mm)	Nominal Sn Distance (mm)	Output	Max. Load (mA)	MRP [₹]	Lot Size
Flush Version Nominal Voltage 12-30V DC 3 Wire Output LED Indication Integrated cable 3C/2M						
DINE8SP10	8	1.5	PNP-NO	100	1580	10
DINE8SN10	8	1.5	NPN-NO	100	1580	
DINE12SP10	12	2	PNP-NO	200	1310	
DINE12SN10	12	2	NPN-NO	200	1310	
DINE18SP10	18	5	PNP-NO	200	1370	
DINE18SN10	18	5	NPN-NO	200	1370	
DINE30SP10	30	10	PNP-NO	400	2090	
DINE30SN10	30	10	NPN-NO	400	2090	
Non Flush Version Nominal Voltage 12-30V DC 3 Wire Output LED Indication Integrated cable 3C/2M						
DINE8NP10	8	2	PNP-NO	100	1580	10
DINE8NN10	8	2	NPN-NO	100	1580	
DINE12NP10	12	4	PNP-NO	200	1310	
DINE12NN10	12	4	NPN-NO	200	1310	
DINE18NP10	18	8	PNP-NO	200	1370	
DINE18NN10	18	8	NPN-NO	200	1370	
DINE30NP10	30	15	PNP-NO	400	2090	
DINE30NN10	30	15	NPN-NO	400	2090	
Flush Version Nominal Voltage 240V AC* 2 Wire Output LED Indication Integrated cable 3C/2M						
DINE12SA10	12	2	NO	200	1690	10
DINE12SA01	12	2	NC	200	1690	
DINE18SA10	18	5	NO	400	1785	
DINE18SA01	18	5	NC	400	1785	
DINE30SA10	30	10	NO	400	2345	
DINE30SA01	30	10	NC	400	2345	
Non Flush Version Nominal Voltage 240V AC* 2 Wire Output LED Indication Integrated cable 3C/2M						
DINE12NA10	12	4	NO	200	1690	10
DINE12NA01	12	4	NC	200	1690	
DINE18NA10	18	8	NO	400	1785	
DINE18NA01	18	8	NC	400	1785	
DINE30NA10	30	15	NO	400	2345	
DINE30NA01	30	15	NC	400	2345	

*110V AC input voltage is also available, For 110V AC replace A by 2A

ePROX Range

Capacitive Proximity Switches

HSN Code - 8536

- Sizes: 18mm and 30mm dia
- Switching Distance: upto 15mm
- IP 67, CE Compliance

General Specications

- Max. load current : 400mA
- Wide range of outputs
- Built in Short circuit & polarity reversal protection
- Sensitivity adjustment thru trimmer

Cat. No.	Dia (mm)	Nominal Sn Distance (mm)	Output	Max. Load (mA)	MRP [₹]	Lot Size
Flush Version 12-30V DC 3 Wire Output LED Indication Integrated 3C/2M						
DCAE18SN10	18	1 to 5	NPN-NO	400	3230	10
DCAE18SP10	18	1 to 5	PNP-NO	400	3230	
DCAE30SN10	30	1 to 10	NPN-NO	400	4190	
DCAE30SP10	30	1 to 10	PNP-NO	400	4190	
Non Flush Version 12-30V DC 3 Wire Output LED Indication Integrated 3C/2M						
DCAE18NN10	18	2 to 10	NPN-NO	400	3230	10
DCAE18NP10	18	2 to 10	PNP-NO	400	3230	
DCAE30NN10	30	3 to 15	NPN-NO	400	4190	
DCAE30NP10	30	3 to 15	PNP-NO	400	4190	

Photoelectric Sensors

HSN Code - 8536

- Size : M18 cylindrical
- Mode : diffuse, retro and thru beam
- LED indication
- Sensing distance 20cm to 5mtr.

Special Versions

- Sensors in Rectangular housing

Cat. No.	Dia (mm)	Nominal Sn Distance (mm)	Output	Max. Load (mA)	MRP [₹]	Lot Size
Nominal Voltage : 12-30V DC Diffuse Scan DC 4-W Output LED Indication Prewired with 2 m Cable						
DPHE18D2N11	18	200	NPN-NO+NC	200	4890	10
DPHE18D2P11	18	200	PNP-NO+NC	200	4890	
Nominal Voltage : 12-30V DC Retro Reflective DC 4-W Output LED Indication Prewired with 2 m Cable						
DPHE18RRN11	18	1000	NPN-NO+NC	200	4905	10
DPHE18RRP11	18	1000	PNP-NO+NC	200	4905	
Nominal Voltage : 12-30V DC Through Beam DC 4-W Output LED Indication Prewired with 2 m Cable						
DPHE18TBRP11	18	5000	PNP-NO+NC	200	5865	10
DPHE18TBRN11	18	5000	NPN-NO+NC	200	5865	

Note :

- Prices for Thru Beam, Photo Sensors are inclusive of emitters & receivers.
- Prices for Retro Reflective Sensors are inclusive of reflectors.

ePROX Range

Standard Version of Inductive Proximity Switches

HSN Code - 8536

Cat. No.	Dia (mm)	Nominal Sn Distance (mm)	Output	Connector Size	MRP [₹]	Lot Size
Flush Version Nominal Voltage 12-30V DC 3 Wire Output LED Indication, 200 mA Load upto 18mm & 400 mA for 30 mm						
DINE8SP10K	8	1.5	PNP-NO	M8 Connector	1480	10
DINE8SN10K	8	1.5	NPN-NO	M8 Connector	1480	
DINE12SP10K	12	2	PNP-NO	M12 Connector	1480	
DINE12SN10K	12	2	NPN-NO	M12 Connector	1480	
DINE18SP10K	18	5	PNP-NO	M12 Connector	1490	
DINE18SN10K	18	5	NPN-NO	M12 Connector	1490	
DINE30SP10K	30	10	PNP-NO	M12 Connector	1855	
DINE30SN10K	30	10	NPN-NO	M12 Connector	1855	
Non Flush Version Nominal Voltage 12-30V DC 3 Wire Output LED Indication						
DINE8NP10K	8	2	PNP-NO	M8 Connector	1480	10
DINE8NN10K	8	2	NPN-NO	M8 Connector	1480	
DINE12NP10K	12	4	PNP-NO	M12 Connector	1480	
DINE12NN10K	12	4	NPN-NO	M12 Connector	1480	
DINE18NP10K	18	8	PNP-NO	M12 Connector	1490	
DINE18NN10K	18	8	NPN-NO	M12 Connector	1490	
DINE30NP10K	30	15	PNP-NO	M12 Connector	1855	
DINE30NN10K	30	15	NPN-NO	M12 Connector	1855	

Cat. No.	Description Female Connectors	MRP [₹]	
DM8K3	M8 3-Wire straight connector w/o LED & 2 m cable	1160	10
DM8K390LE	M8 3-Wire "L" type connector with LED & 2 m cable	1160	
DM12K4	M12 4-Wire straight connector w/o LED & 2 m cable	785	
DM12K490	M12 4-Wire "L" type connector w/o LED & 2 m cable	1125	
DM12K490LE	M12 4-Wire "L" type connector with LED & 2 m cable	1220	

Linear Output Inductive Proximity Sensor - Nominal Voltage 24V DC, 2m Integrated Cable						
DINE18LIN	18	5	0 - 10V	2 m long PVC Cable	2515	10
DINE18LINMA	18	5	4 - 20 mA		2515	

Standard Version DC 2 Wire Proximity Switches

HSN Code - 8536

Cat. No.	Dia (mm)	Nominal Sensing Distance (mm)	Output	Max. Load (mA)	MRP [₹]	Lot Size
Flush Version Nominal Voltage 24V DC 2 Wire Output LED Indication, Integrated 3C/2m long PVC Cable 65mm long tubular Metallic Housing						
DINE8SD10	8	1.5	NO	200	1755	10
DINE12SD10	12	2	NO	200	1235	
DINE18SD10	18	5	NO	200	1265	
DINE30SD10	30	10	NO	400	1630	
Non Flush Version, Nominal Voltage 12-30V DC 2 Wire Output LED Indication, Integrated 3C/2m long PVC Cable 65mm long tubular Metallic Housing						
DINE8ND10	8	2	NO	200	1755	10
DINE12ND10	12	4	NO	200	1235	
DINE18ND10	18	8	NO	200	1265	
DINE30ND10	30	15	NO	400	1630	

Note : for NC output, replace suffix 10 by 01

ePROX Range

Short Housing Inductive Proximity Switch-45mm length

HSN Code - 8536

Cat. No.	Dia (mm)	Nominal Sensing Distance (mm)	Output	Max. Load (mA)	MRP [₹]	Lot Size
Flush Version Nominal Voltage 12-30V DC, 3 Wire Output, LED Indication, Integrated 3C/2m long PVC Cable						
45mm long tubular Metallic Housing						
DINE8SP10S	8	1.5	PNP-NO	200	2005	10
DINE8SN10S	8	1.5	NPN-NO	200	2005	
DINE12SP10S	12	2	PNP-NO	200	1405	
DINE12SN10S	12	2	NPN-NO	200	1405	
DINE18SP10S	18	5	PNP-NO	200	1415	
DINE18SN10S	18	5	NPN-NO	200	1415	
Non Flush Version, Nominal Voltage 12-30V DC, 3 Wire Output, LED Indication, Integrated 3C/2m long PVC Cable 45mm long tubular Metallic Housing						
DINE8NP10S	8	2	PNP-NO	200	2005	10
DINE8NN10S	8	2	NPN-NO	200	2005	
DINE12NP10S	12	4	PNP-NO	200	1405	
DINE12NN10S	12	4	NPN-NO	200	1405	
DINE18NP10S	18	8	PNP-NO	200	1415	
DINE18NN10S	18	8	NPN-NO	200	1415	

Square / Rectangular Proximity Switch

HSN Code - 8536

Cat. No.*	Size (mm)	Nominal Sensing Distance (mm)	Output	Max. Load (mA)	MRP [₹]	Lot Size
Flush Version, Nominal Voltage 12-30V DC, 3 Wire Output, LED Indication, Integrated 3C/2m long PVC Cable, Plastic Housing						
DINE1717SP10P	17x17x30	5	PNP-NO	200	1405	10
DINE5025SP10P	50x25x10	5	PNP-NO	200	1465	
DINE1717SN10P	17x17x30	5	NPN-NO	200	1405	
DINE5025SN10P	50x25x10	5	NPN-NO	200	1465	

* For NC Output, Replace Suffix 10 by 01

** For 110V AC input, Replace A by 2A

*** High Ambient Temp upto 125°C Proximity switch are available on request

BHARTIA BCH

Miniature Plug in Relays

- Type APAM (Miniature)
- 12/6 Amp. (Res.) Contact rating
- 2 Change over / 4Change over
- Silver Nickle Contacts
- Built in Mechanical Indicator/Latching facility
- Wide Coil Voltages
- 8 Pin / 14 Pin Socket

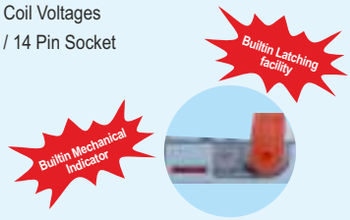

Socket & Clamp (APSM)
35 mm DIN rail mounting
Rating : 6A, 12A, 300V

Plug in Relays - Miniature (APAM)

HSN Code - 8536

Coil Voltage	With LED Indication Cat. No.	MRP [₹]	Contacts	Lot Size
14 Pin, Contact rating - 6A (Res.) at 30V DC/250V AC; Mechanical indicator with manual testing/latching lever				
12V DC	APAM412DLE	730	4 C/O	10
24V DC	APAM424DLE	680		
110V DC	APAM4110DLE	835		
24V AC	APAM424ALE	800		
110V AC	APAM4110ALE	800		
230V AC	APAM4230ALE	785		
8 Pin, Contact rating - 6A (Res.) at 30V DC/250V AC; Mechanical indicator with manual testing/latching lever				
12V DC	APAM212DLE	670	2 C/O	10
24V DC	APAM224DLE	645		
110V DC	APAM2110DLE	760		
24V AC	APAM224ALE	750		
110V AC	APAM2110ALE	775		
230V AC	APAM2230ALE	785		
8 Pin, Contact rating - 12A (Res.) at 30V DC/250V AC; Mechanical indicator with manual testing/latching lever				
12V DC	APAN212DLE	705	2 C/O	10
24V DC	APAN224DLE	695		
110V DC	APAN2110DLE	785		
24V AC	APAN224ALE	775		
110V AC	APAN2110ALE	800		
230V AC	APAN2230ALE	825		

Sockets for APAM / APAN / ASPM Plug in Relay

HSN Code - 8538

Cat. No.	Type	MRP [₹]	Lot Size
Screw Terminals, 35mm DIN Rail Mounting			
APSM14	14 pin socket suitable for APAM / ASPM plug in relay, 6A	370	10
APSM8	8 pin socket suitable for APAM / APAN / ASPM plug in relay 12A	295	
APAMCL	Holding clamp for APAM / APAN plug in relay	80	

Universal Relays

- Type APAU
- 10 Amp (Res) Contact rating
- 2 Change over / 3 Change over
- Silver Nickle Contacts
- Built in Mechanical Indicator/ Latching facility
- Wide Coil Voltages
- 8 Pin / 11 Pin Socket

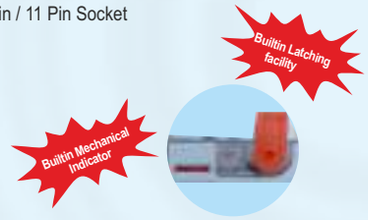

Socket & Clamp (APAU)
35 mm DIN rail mounting Rating : 10 A, 250V

Plug In Relays - Universal (APAU)

HSN Code - 8536

Coil Voltage	With LED Indication Cat. No.	MRP [₹]	Contacts	Lot Size
8 Pin, Contact rating - 10A (Res.) at 30V DC/250V AC; Mechanical indicator with manual testing/latching lever				
12V DC	APAU212DLE	1655	2 C/O	10
24V DC	APAU224DLE	1595		
110V DC	APAU2110DLE	1315		
24V AC	APAU224ALE	1235		
110V AC	APAU2110ALE	1315		
230V AC	APAU2230ALE	1315		
11 Pin, Contact rating - 10A (Res.) at 30V DC/250V AC; Mechanical indicator with manual testing/latching lever				
12V DC	APAU312DLE	1670	3 C/O	10
24V DC	APAU324DLE	1605		
110V DC	APAU3110DLE	1410		
24V AC	APAU324ALE	1385		
110V AC	APAU3110ALE	1760		
230V AC	APAU3230ALE	1815		

Sockets for APAU / ASPU / ASPS Plug in Relay

HSN Code - 8538

Cat. No.	Type	MRP [₹]	Lot Size
10A, 250V AC, Screw Terminals, 35mm DIN Rail Mounting			
APSU11	11 pin socket for APAU / ASPU / ASPS plug in relay	435	10
APSU8	8 pin socket for APAU / ASPU / ASPS plug in relay	410	
APAUCL	Holding Clamp for APAU Plug in relay	80	

Plug In Relays - Universal (ASPU)

HSN Code - 8536

- Type ASPU
- 10 Amp (Res) Contact rating
- 2 Change over / 3 Change over

Coil Voltage	Cat. No.	Contacts	MRP [₹]	Lot Size
8 Pin - contact rating 10A (Res.) at 24V DC/240V AC, LED Indication				
12V DC	ASPU212DLE	2 C/O	595	10
24V DC	ASPU224DLE		595	
110V DC	ASPU2110DLE		685	
12V AC	ASPU212ALE		685	
24V AC	ASPU224ALE		730	
110V AC	ASPU2110ALE		720	
240V AC	ASPU2240ALE		795	
11 Pin - contact rating 10A (Res.) at 24V DC/240V AC, LED Indication				
12V DC	ASPU312DLE	3 C/O	720	10
24V DC	ASPU324DLE		730	
110V DC	ASPU3110DLE		795	
24V AC	ASPU324ALE		830	
110V AC	ASPU3110ALE		805	
240V AC	ASPU3240ALE		885	

Plug In Relays - Universal (ASPS)

HSN Code - 8536

- Type ASPS
- 5 Amp (Res) Contact rating
- 2 Change over / 3 Change over

Coil Voltage	Cat. No.	Contacts	MRP [₹]	Lot Size
8 Pin - contact rating 5A (Res.) at 24V DC/240V AC, LED Indication				
12V DC	ASPS212DLE	2 C/O	535	10
24V DC	ASPS224DLE		535	
48V DC	ASPS248DLE		685	
110V DC	ASPS2110DLE		605	
12V AC	ASPS212ALE		545	
24V AC	ASPS224ALE		595	
110V AC	ASPS2110ALE		580	
240V AC	ASPS2240ALE		645	
11 Pin - contact rating 5A (Res.) at 24V DC/240V AC, LED Indication				
12V DC	ASPS312DLE	3 C/O	645	10
24V DC	ASPS324DLE		655	
48V DC	ASPS348DLE		760	
110V DC	ASPS3110DLE		710	
24V AC	ASPS324ALE		625	
110V AC	ASPS3110ALE		685	
240V AC	ASPS3240ALE		770	

Sockets for ASPU / ASPS Plug in Relay

HSN Code - 8538

Cat. No.	Type	MRP [₹]	Lot Size
10A, 240V AC, Screw Terminals, 35mm DIN Rail Mounting			
ASSU11	SOCKET 11 PIN FOR ASPS/ASPU Relay	295	10
ASSU8	SOCKET 8 PIN FOR ASPS/ASPU Relay	230	

* For price of other coil voltage, please contact our nearest sales office.

- Type ASPM
- 5 Amp (Res) Contact rating
- 2 Change over / 4 Change over

Plug In Relays - Miniature (ASPM)

HSN Code - 8536

Coil Voltage	Cat. No.	Contacts	MRP [₹]	Lot Size
14 Pin - contact rating 5A (Res.) at 24V DC/240V AC, LED Indication				
12V DC	ASPM412DLE	4 C/O	490	20
24V DC	ASPM424DLE		480	
48V DC	ASPM448DLE		505	
110V DC	ASPM4110DLE		490	
24V AC	ASPM424ALE		595	
110V AC	ASPM4110ALE		540	
240V AC	ASPM4240ALE		560	
8 Pin - contact rating 5A (Res.) at 24V DC/240V AC, LED Indication				
12V DC	ASPM212DLE	2 C/O	405	20
24V DC	ASPM224DLE		405	
48V DC	ASPM248DLE		600	
110V DC	ASPM2110DLE		485	
24V AC	ASPM224ALE		480	
110V AC	ASPM2110ALE		490	
240V AC	ASPM2240ALE		490	

Sockets - for ASPM Plug in Relay

HSN Code - 8538

Cat. No.	Type	MRP [₹]	Lot Size
5A, 240V AC, Screw Terminals, 35mm DIN Rail Mounting			
ASSM14	SOCKET 14 PIN FOR ASPM Relay	380	20
ASSM8	SOCKET 8 PIN FOR ASPM Relay	305	

* For price of other coil voltage, please contact our nearest sales office.

Enclosures

- Bhartia Enclosure 2.0
- Terminal Box 2.0
- 'BCH-SS' (Stainless Steel) Boxes
- Terminal Boxes
- Bhartia Boxes
- TCE Series Enclosure
- Techno - Modular Enclosures
- Compartmentalized Enclosure (Fixed & Draw-out)
- Control Desk
- IT Racks - 19" and ETSI Racks
- Non Metallic Enclosure
- Enclosure Cooling System New

ENCLOSURE COOLING SYSTEM

Protects Panels

Prevents Overheating

Reliable Operation

Reduces Downtime

Energy Efficient

Lower Power Consumption

Boosts Productivity

Keeps Operations Running

KEY FEATURES

- 500W–2000W Cooling Capacity
- IP54 Internal Protection
- R134a Refrigerant

Reliable Cooling For Electrical Enclosures In Demanding Industrial Environments

BHARTIA
BCH

BCH ELECTRIC LIMITED

- Available in 45 different variants
- Single/Double door version
- Min. Size : 200Wx300Hx120D mm
- Max. Size : 1200Wx1400Hx400D mm
- **Protection Ratings:**

Single door - UL/cUL Type 1,4#
- IP66
- IK10
Double door - UL/cUL Type 1,12#
- IP55
- IK10

- CE Certified

For UL Listed products, please contact the nearest BCH branch office.

Bhartia Enclosure 2.O

HSN CODE: 8538

Type	SIZE (WxHxD) mm	MOQ Nos.	Cat No.	List Price [₹]
SINGLE DOOR ENCLOSURE	200X300X120	1	BIL-40000	4155
SINGLE DOOR ENCLOSURE	200X300X150	1	BIL-40010	4530
SINGLE DOOR ENCLOSURE	250X300X150	1	BIL-40020	4700
SINGLE DOOR ENCLOSURE	300X300X150	1	BIL-40030	5065
SINGLE DOOR ENCLOSURE	300X300X210	1	BIL-40040	5400
SINGLE DOOR ENCLOSURE	300X400X150	1	BIL-40050	5630
SINGLE DOOR ENCLOSURE	300X400X210	1	BIL-40060	6310
SINGLE DOOR ENCLOSURE	400X300X150	1	BIL-40070	5515
SINGLE DOOR ENCLOSURE	400X300X210	1	BIL-40080	6185
SINGLE DOOR ENCLOSURE	400X400X150	1	BIL-40090	6310
SINGLE DOOR ENCLOSURE	400X400X210	1	BIL-40100	6690
SINGLE DOOR ENCLOSURE	400X500X150	1	BIL-40110	7125
SINGLE DOOR ENCLOSURE	400X500X210	1	BIL-40120	7550
SINGLE DOOR ENCLOSURE	400X600X210	1	BIL-40140	8900
SINGLE DOOR ENCLOSURE	400X600X350	1	BIL-40150	11040
SINGLE DOOR ENCLOSURE	500X500X210	1	BIL-40160	8900
SINGLE DOOR ENCLOSURE	500X500X300	1	BIL-40170	10675
SINGLE DOOR ENCLOSURE	500X600X210	1	BIL-40180	10210
SINGLE DOOR ENCLOSURE	500X700X210	1	BIL-40190	11605
SINGLE DOOR ENCLOSURE	500X700X300	1	BIL-40200	13355
SINGLE DOOR ENCLOSURE	600X400X210	1	BIL-40210	9070
SINGLE DOOR ENCLOSURE	600X400X300	1	BIL-40220	11655
SINGLE DOOR ENCLOSURE	600X600X210	1	BIL-40230	10950
SINGLE DOOR ENCLOSURE	600X600X300	1	BIL-40240	13150
SINGLE DOOR ENCLOSURE	600X600X350	1	BIL-40250	13945
SINGLE DOOR ENCLOSURE	600X800X210	1	BIL-40260	13215
SINGLE DOOR ENCLOSURE	600X800X250	1	BIL-40270	15160
SINGLE DOOR ENCLOSURE	600X800X300	1	BIL-40280	15130
SINGLE DOOR ENCLOSURE	600X1000X210	1	BIL-40290	16665
SINGLE DOOR ENCLOSURE	600X1000X300	1	BIL-40300	18900
SINGLE DOOR ENCLOSURE	600X1200X300	1	BIL-40310	21705
SINGLE DOOR ENCLOSURE	800X600X300	1	BIL-40320	15040
SINGLE DOOR ENCLOSURE	800X800X210	1	BIL-40330	16615
SINGLE DOOR ENCLOSURE	800X800X300	1	BIL-40340	17635
SINGLE DOOR ENCLOSURE	800X1000X250	1	BIL-40350	20045
SINGLE DOOR ENCLOSURE	800X1000X300	1	BIL-40360	20290
SINGLE DOOR ENCLOSURE	800X1200X300	1	BIL-40370	25270
DOUBLE DOOR ENCLOSURE	1000X800X210	1	BIL-40380	21200
DOUBLE DOOR ENCLOSURE	1000X800X300	1	BIL-40390	24305
DOUBLE DOOR ENCLOSURE	1000X1000X300	1	BIL-40400	28270
DOUBLE DOOR ENCLOSURE	1000X1200X300	1	BIL-40410	32490
DOUBLE DOOR ENCLOSURE	1000X1400X300	1	BIL-40420	38865
DOUBLE DOOR ENCLOSURE	1000X1400X400	1	BIL-40430	42000
DOUBLE DOOR ENCLOSURE	1200X1400X300	1	BIL-40440	40970
DOUBLE DOOR ENCLOSURE	1200X1400X400	1	BIL-40450	45095

MOQ : Minimum order quantity in nos.

Technical Particulars (Bhartia Enclosure 2.O)

- Enclosure body fabricated from 1.2mm/1.6mm
- Enclosure door fabricated from 1.2mm/1.6mm/2.0mm
- Cable entry plate 1.6mm provided at bottom
- Mounting plate made 2.0/2.5mm Galvanised steel
- Foamed in PU Gasket
- Hinged door interchangeable LHS/RHS
- Door opening angle 120°
- Die casted Cam lock provided up to 1000mm height
- 3 - point lock provide for 1200mm and above height
- Powder coated to RAL - 7035 structure finish

HSN CODE: 8538

Type	Cat No.	MOQ Nos.	List Price [₹]
Wall Mounting Bracket Kit 20mm	BIL-WM-H20	1	420

Note: Cutout charges will be extra
: Wall mounting bracket set is an additional accessory
(For Bhartia enclosure 2.O, it is not a part of standard packing)

***List Prices are Ex-works Faridabad. For detail refer Enclosure Selling Terms & Conditions.**

***GST to be charged extra**

- Available in 22 different variants
- Min. Size : 150Wx150Hx80D mm
- Max. Size : 600Wx400Hx120D mm
- Degree of protection: IP66 - IK10
- CE Certified

Terminal Box 2.O

HSN CODE: 8538

SIZE (W x H x D) mm	MOQ	Cat No.	List Price [₹]
150X150X80	1	BIL-30000	2030
200X150X80	1	BIL-30010	2240
300X150X80	1	BIL-30020	2585
200X200X80	1	BIL-30030	2355
300X200X80	1	BIL-30040	2510
400X200X80	1	BIL-30050	2685
600X200X80	1	BIL-30060	3645
150X150X120	1	BIL-30070	2310
200X150X120	1	BIL-30080	2390
300X150X120	1	BIL-30090	2640
400X150X120	1	BIL-30100	3100
200X200X120	1	BIL-30110	2585
300X200X120	1	BIL-30120	2865
400X200X120	1	BIL-30130	3250
500X200X120	1	BIL-30140	4075
600X200X120	1	BIL-30150	4505
300X300X120	1	BIL-30160	3465
400X300X120	1	BIL-30170	4155
500X300X120	1	BIL-30180	4485
600X300X120	1	BIL-30190	5420
400X400X120	1	BIL-30200	4700
600X400X120	1	BIL-30210	5905

MOQ : Minimum order quantity in nos.

Technical Particulars (Terminal Box 2.O)

- Enclosure body fabricated from 1.2mm
- Enclosure door fabricated from 1.2mm
- Holes with rubber grommet at top and bottom of enclosure body provided to facilitate cable entry
- Provision of din rail fixing in horizontal position on predrilled bracket
- Door removable type with quick release fastners
- Foamed in PU Gasket
- Powder coated to RAL - 7035 structure finish

HSN Code : 8538

Type	Cat. No.	MOQ	List Price [₹]
Set of Wall Mounting bracket (small)	BIL-WM-S	1	250
Set of Wall Mounting bracket (big)	BIL-WM-B	1	285
Set of Wall Mounting bracket Kit 20mm	BIL-WM-H20	1	420

Note : Cutout charges will be extra
: Wall mounting bracket set is an additional accessory
(For Terminal box 2.O, it is not a part of standard packing)

***List Prices are Ex-works Faridabad. For detail refer Enclosure Selling Terms & Conditions.**

***GST to be charged extra**

- 10 Different Versions
- Fabricated from 1.2/1.5 mm stainless steel sheet
- Mounting Plate made up of 2.0mm Galvanised steel
- Cable entry plate 2.0mm SS 304 provided at bottom
- SS grade 304
- Foamed in PU gasket
- Box upto BIL - 90405020 is made up of 1.2 mm SS & above of 1.5 MM SS.
- Degree of protection IP66
- 120 deg door open-able concealed hinge door with cam locking arrangement.

'BCH - SS' (Stainless Steel)

HSN Code : 8538

Type	Size (WxHxD) mm	MOQ Nos.	Cat No.	List Price [₹]
SINGLE DOOR BOX	200X300X150	1	BIL-90203015	8810
SINGLE DOOR BOX	300X300X200	1	BIL-90303020	12205
SINGLE DOOR BOX	400X400X200	1	BIL-90404020	16140
SINGLE DOOR BOX	400X500X200	1	BIL-90405020	17980
SINGLE DOOR BOX	400X600X200	1	BIL-90406020	20605
SINGLE DOOR BOX	500X600X200	1	BIL-90506020	26390
SINGLE DOOR BOX	600X600X200	1	BIL-90606020	28220
SINGLE DOOR BOX	600X800X200	1	BIL-90608020	33545
SINGLE DOOR BOX	500X700X300	1	BIL-90507030	34070
SINGLE DOOR BOX	800X800X300	1	BIL-90808030	46905

MOQ - Minimum order quantity in nos.

Type	Cat No.	MOQ Nos.	List Price [₹]
SET OF SS WALL MOUNTING BRACKET (SMALL)	BIL-WM-S-SS	1	685
SET OF SS WALL MOUNTING BRACKET (BIG)	BIL-WM-B-SS	1	910

- 43 Different Versions
- Min. Size : 150 X 150 X 80
- Max Size : 800 X 400 X 120
- Degree of protection IP55/IP66/IK10
- CE Certified

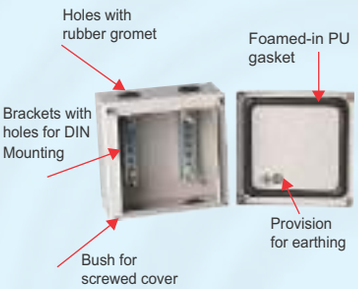

Technical Particulars (TERMINAL BOXES)

- Fabricated from 1.2mm CRCA sheet steel
- Powder coated to shade RAL 7035 Structure finish
- Foamed in PU gasket
- Provided with screwed cover on top
- Degree of protection IP55/IP66/IK10
- CE Certified
- Brackets provided inside to facilitate DIN rail mounting
- Holes with Gromet provided to facilitate cable entry in IP 55 terminal boxes

Note: Cutout charges will be extra

Terminal Boxes

HSN Code : 8538

Box Size (W x H x D)	IP-55 Range			IP-66 Range	
	MOQ	Cat. No.	List Price [₹]	Cat. No.	List Price [₹]
150x150x80	1	BIL-70000	2000	BIL-80000	2295
200x150x80	-			BIL-80100	2525
300x150x80	1	BIL-70010	2350	BIL-80010	2915
200x200x80	1	BIL-70020	2250	BIL-80020	2660
300x200x80	1	BIL-70030	2465	BIL-80030	2840
400x200x80	-			BIL-80110	3035
600x200x80	-			BIL-80130	4125
150x150x120	1	BIL-70040	2215	BIL-80040	2610
200x150x120	-			BIL-80150	2710
300x150x120	1	BIL-70050	2625	BIL-80050	2965
200x200x120	1	BIL-70060	2560	BIL-80060	2915
300x200x120	1	BIL-70070	2850	BIL-80070	3230
400x200x120	1	BIL-70080	3190	BIL-80080	3665
300x300x120	1	BIL-70090	3400	BIL-80090	3920
400x150x120	-			BIL-80170	3500
400x300x120	1	BIL-70180	3765	BIL-80180	4700
400x400x120	1	BIL-70190	4425	BIL-80190	5310
500x200x120	1	BIL-70200	3880	BIL-80200	4605
500x300x120	1	BIL-70210	4305	BIL-80210	5070
600x200x120	1	BIL-70220	4335	BIL-80220	5080
600x300x120	1	BIL-70230	5300	BIL-80230	6130
600x400x120	1	BIL-70240	5815	BIL-80240	6670
800x200x120	1	BIL-70250	6130	BIL-80250	7025
800x400x120	1	BIL-70260	7455	BIL-80260	8440

MOQ-Minimum order quantity in nos.

***List Prices are Ex-works Faridabad. For detail refer Enclosure Selling Terms & Conditions.**

***GST to be charged extra**

- 51 Different Versions
- Single/Double door versions
- Min. Size : 200 X 200 X 150
- Max Size : 1200 X 1400 X 400
- Degree of protection IP55/IP66/IK10
- CE Certified

Double door version

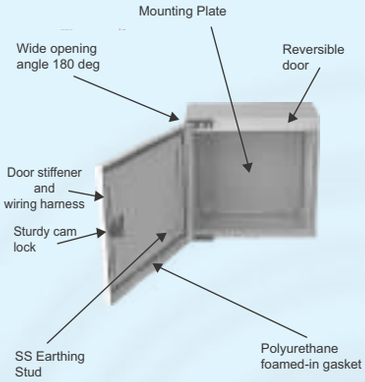

Technical Particulars (BHARTIA BOXES)

- Fabricated from 1.2mm / 1.6mm CRCA sheet steel (Sizes upto BIL-50180 made from 1.2mm CRCA, beyond this using 1.6mm CRCA)
- Foamed in PU gasket
- Hinged door, interchangeable LHS / RHS, opening angle 180 deg for standard hinge & 120 deg for concealed hinge in bigger sizes.
- Degree of protection IP55/IP66/IK10
- CE Certified
- Cable gland plate 2mm thick provided at bottom
- Cam locking arrangement
- Powder coated to RAL : 7035 structure finish
- Mounting Plate made up of 2.0mm Galvanised steel

Note : Cutout charges will be extra
: Wall mounting bracket set is an additional accessory
(for Bhartia Box & Terminal box it is not a part of standard packing)

Bhartia Boxes

HSN Code : 8538

Type	Size (WxHxD) mm	IP-55 Range			IP-66 Range	
		MOQ Nos.	Cat. No.	List Price [₹]	Cat. No.	List Price [₹]
SINGLE DOOR BOX	200x200x150	1	BIL-50000	4025	BIL-60000	4225
SINGLE DOOR BOX	200x300x150	1	BIL-50010	5110	BIL-60010	5210
SINGLE DOOR BOX	250x300x150	1	BIL-50020	5310	BIL-60020	5475
SINGLE DOOR BOX	300x300x150	1	BIL-50030	5730	BIL-60030	5955
SINGLE DOOR BOX	300x300x200	1	BIL-50050	6100	BIL-60050	6460
SINGLE DOOR BOX	300x400x150	1	BIL-50060	6360	BIL-60060	6695
SINGLE DOOR BOX	300x400x200	1	BIL-50080	7140	BIL-60080	7180
SINGLE DOOR BOX	400x300x150	1	BIL-50090	6235	BIL-60090	6600
SINGLE DOOR BOX	400x300x200	1	BIL-50110	6985	BIL-60110	7090
SINGLE DOOR BOX	400x400x150	1	BIL-50120	7140	BIL-60120	7275
SINGLE DOOR BOX	400x400x200	1	BIL-50140	7560	BIL-60140	7790
SINGLE DOOR BOX	400x500x150	1	BIL-50150	8050	BIL-60150	8470
SINGLE DOOR BOX	400x500x200	1	BIL-50170	8535	BIL-60170	8775
SINGLE DOOR BOX	500x500x200	1	BIL-50180	10055		
SINGLE DOOR BOX	400x600x200	1	BIL-50190	10055	BIL-60190	10200
SINGLE DOOR BOX	500x600x200	1	BIL-50210	11535	BIL-60210	11880
SINGLE DOOR BOX	500x700x200	1	BIL-50220	13115		
SINGLE DOOR BOX	500x700x300	1	BIL-50230	15085		
SINGLE DOOR BOX	600x400x200	1	BIL-50240	10250	BIL-60240	10630
SINGLE DOOR BOX	600x400x300	1	BIL-50250	13170		
SINGLE DOOR BOX	600x500x200	1	BIL-50260	11880	BIL-60260	12840
SINGLE DOOR BOX	600x600x200	1	BIL-50270	12365		
SINGLE DOOR BOX	600x600x300	1	BIL-50280	14865		
SINGLE DOOR BOX	600x700x200	1	BIL-50290	14895		
SINGLE DOOR BOX	600x800x200	1	BIL-50300	14935		
SINGLE DOOR BOX	600x800x300	1	BIL-50320	17090		
SINGLE DOOR BOX	600x1000x200	1	BIL-50330	18835		
SINGLE DOOR BOX	600x1000x300	1	BIL-50340	21370		
SINGLE DOOR BOX	800x800x300	1	BIL-50310	19935		
SINGLE DOOR BOX	800x1000x200	1	BIL-50350	22195		
SINGLE DOOR BOX	800x1000x250	1	BIL-50360	22655		
SINGLE DOOR BOX	800x1000x300	1	BIL-50390	22925		
SINGLE DOOR BOX	800x1200x300	1	BIL-50395	28565		
DOUBLE DOOR BOX	1000x800x200	1	BIL-50500	23955		
DOUBLE DOOR BOX	1000x800x300	1	BIL-50520	27470		
DOUBLE DOOR BOX	1000x1000x300	1	BIL-50540	31940		
DOUBLE DOOR BOX	1000x1200x300	1	BIL-50550	36720		
DOUBLE DOOR BOX	1000x1400x300	1	BIL-50560	43915		
DOUBLE DOOR BOX	1200x1400x300	1	BIL-50570	48820		
DOUBLE DOOR BOX	1000x1400x400	1	BIL-50580	46310		
DOUBLE DOOR BOX	1200x1400x400	1	BIL-50590	50965		

MOQ. Minimum order quantity in nos.

HSN Code : 8538

Type	Cat. No.	MOQ	List Price [₹]
Set of Wall Mounting bracket (small)	BIL-WM-S	1	250
Set of Wall Mounting bracket (big)	BIL-WM-B	1	285
Set of Wall Mounting bracket Kit 20mm	BIL-WM-H20	1	420

Note :
* Set of wall mounting bracket (small) is suitable for all range of terminal boxes and Bhartia boxes upto size : 400x500x200mm.
* Set of wall mounting bracket (big) is suitable for Bhartia boxes beyond size : 400x500x200mm.

Canopy for Bhartia Boxes

HSN Code : 8538

Size (WxHxD) mm	Cat. No.	MOQ Nos.	List Price [₹]	Size (WxHxD) mm	Cat. No.	MOQ Nos.	List Price [₹]
200WX150D	BIL-12-CAN-2015	1	1180	600WX200D	BIL-16-CAN-6020	1	2255
250WX150D	BIL-12-CAN-2515	1	1340	600WX300D	BIL-16-CAN-6030	1	2765
300WX150D	BIL-12-CAN-3015	1	1430	800WX300D	BIL-16-CAN-8030	1	3365
300WX200D	BIL-12-CAN-3020	1	1555	800WX200D	BIL-16-CAN-8020	1	2735
400WX150D	BIL-12-CAN-4015	1	1620	800WX250D	BIL-16-CAN-8025	1	2950
400WX200D	BIL-12-CAN-4020	1	1785	1000WX200D	BIL-16-CAN-1020	1	3205
500WX200D	BIL-12-CAN-5020	1	2025	1000WX300D	BIL-16-CAN-1030	1	3945
500WX300D	BIL-12-CAN-5030	1	2475				

***List Prices are Ex-works Faridabad. For detail refer Enclosure Selling Terms & Conditions.**

***GST to be charged extra**

Effective from 19.08.2026

TCE Series Enclosure Code Selection I

Example:-

TCE	06	18	05	-	001
TCE Series of Enclosure	Width	Height	Depth		Version

Sizes Available |

Width	Height	Depth
06-600 W	18-1800 H	04-400 D
08-800 W	20-2000 H	05-500 D
10-1000 W	22-2200 H	06-600 D
12-1200 W		08-800 D

Version Details |

001	002	003	004	005
Structure:	Structure:	Structure:	Structure:	Structure:
Front Door with Hinge	Front Door with Hinge	Front Door with Hinge	Front Door with Hinge	Front Door with Hinge
Rear Bolted Cover	Rear Door with Hinge	Rear Bolted Cover	Rear Door with Hinge	Rear Door with Hinge
STD Gland Plate	STD Gland Plate	STD Gland Plate	STD Gland Plate	STD Gland Plate
Top Cover	Top Cover	Top Cover	Top Cover	Top Cover
Eye Bolt	Eye Bolt	Eye Bolt	Eye Bolt	Eye Bolt
01 Mounting Plate	01 Mounting Plate	No Mounting Plate	No Mounting Plate	2 Mounting Plate

***List Prices are Ex-works Faridabad. For detail refer Enclosure Selling Terms & Conditions.**

***GST to be charged extra**

Technical Particulars for TCE Series

- IP66-IK10 for single door enclosure
- IP65-IK10 for double door enclosure
- Structure made up with 2.0mm CRCA
- Door made up with 2.0mm CRCA and covers made up with 1.6mm CRCA
- Bottom 3-part cable entry provision as standard and made up with 2.0mm GPSP
- Mounting plate with sliding arrangement and made up with 3.0mm GPSP
- Push fit Die casted hinge provided at doors.
- Door with Interchangeability features (LHS/RHS)
- 4-point locking provides as standards
- Separate locking at LHS door with swing handle
- Door stiffener with provision of drilling holes for wiring harness.
- Eye bolt as standard for lifting
- Modular Plinth (optional) 100mm Height with Black finish
- Side Covers – Pair consisting of 1no. LHS and 1no. RHS cover
- Surface finish of enclosure RAL - 7035
- Surface finish of Mounting plate - Zn Galvanized

Note: up to 800 mm width single door
1000 mm & 1200 mm width double door

IK10 **IP66 | IP65** CE

*List Prices are Ex-works Faridabad. For detail refer Enclosure Selling Terms & Conditions.

***GST to be charged extra**

HSN Code: 8538

Size of Enclosure in mm			Cat No.	Enclosure Version*				
Width (W)	Height (H)	Depth (D)		VER-001 LP [₹]	VER-002 LP [₹]	VER-003 LP [₹]	VER-004 LP [₹]	VER-005 LP [₹]
600	1800	400	TCE061804	39780	44310	31590	36480	
800	1800	400	TCE081804	47515	52140	36120	41765	
1000	1800	400	TCE101804	65395	70480	50725	55470	
1200	1800	400	TCE121804	73490	82085	57010	63195	
600	1800	500	TCE061805	41560	45745	33720	37890	
800	1800	500	TCE081805	48385	54475	38675	43315	
1000	1800	500	TCE101805	67160	72275	52910	58340	
1200	1800	500	TCE121805	74890	85085	59990	67395	
800	1800	600	TCE081806	51590	54130	41985	45965	62895
800	1800	800	TCE081808	53835	59230	44780	50155	71850
600	2000	400	TCE062004	42870	48195	32925	39110	
800	2000	400	TCE082004	49910	54795	38130	43290	
1000	2000	400	TCE102004	71460	75460	55570	59430	
1200	2000	400	TCE122004	76770	84850	61425	69630	
600	2000	500	TCE062005	45500	49280	37350	42210	
800	2000	500	TCE082005	51055	56345	39335	44850	
1000	2000	500	TCE102005	70705	79115	56345	62525	
1200	2000	500	TCE122005	77310	85085	60775	67395	
600	2000	600	TCE062006	46175	50725	39550	44095	61035
800	2000	600	TCE082006	52815	57550	42410	47165	68305
1000	2000	600	TCE102006	71830	82405	57210	66705	99920
1200	2000	600	TCE122006	78835	87405	63850	72030	106115
600	2000	800	TCE062008	47515	51055	39680	44640	66495
800	2000	800	TCE082008	55015	59090	44965	49235	71960
1000	2000	800	TCE102008	78835	84060	60775	67395	98185
1200	2000	800	TCE122008	82875	91920	68080	74890	109665
600	2200	600	TCE062206	52045	57010	41315	49045	68305
800	2200	600	TCE082206	58890	62755	47410	52265	73240
1000	2200	600	TCE102206	81540	87825	67005	73280	102645
1200	2200	600	TCE122206	84725	94580	65855	73570	117635
600	2200	800	TCE062208	56745	61555	43540	50265	65505
800	2200	800	TCE082208	68495	72485	52585	57210	79240
1000	2200	800	TCE102208	86835	93555	70480	75800	109030
1200	2200	800	TCE122208	93920	99210	76910	82085	122955

*List Prices are Ex-works Faridabad. For detail refer Enclosure Selling Terms & Conditions.

***GST to be charged extra**

TCE Bottom Plinth 100mm Height

HSN Code: 8538

Size in MM		Cat No	LP [₹]
Width (W)	Depth (D)		
600	400	TCEPL0604	3590
800	400	TCEPL0804	4090
1000	400	TCEPL1004	4580
1200	400	TCEPL1204	5015
600	500	TCEPL0605	3840
800	500	TCEPL0805	4305
1000	500	TCEPL1005	4805
1200	500	TCEPL1205	5235
600	600	TCEPL0606	4060
800	600	TCEPL0806	4510
1000	600	TCEPL1006	4980
1200	600	TCEPL1206	5430
600	800	TCEPL0608	4510
800	800	TCEPL0808	4980
1000	800	TCEPL1008	5385
1200	800	TCEPL1208	5915

TCE Side Panel

HSN Code: 8538

Size in MM		Cat No	LP [₹]
Height (H)	Depth (D)		
1800	400	TCESP0418	7150
1800	500	TCESP0518	8305
1800	600	TCESP0618	9235
1800	800	TCESP0818	12310
2000	400	TCESP0420	7680
2000	500	TCESP0520	9030
2000	600	TCESP0620	10030
2000	800	TCESP0820	12910
2200	600	TCESP0622	11615
2200	800	TCESP0822	15095

Note: Cutout charges will be extra

Freight charges will be extra at actuals

*List Prices are Ex-works Faridabad. For detail refer Enclosure Selling Terms & Conditions.

***GST to be charged extra**

TCE Series Enclosure Accessories

Baying system

HSN Code: 8538

Sl. No	Description	Cat No	LP [₹]
1	Baying Kit	TCE-14280	2660
2	Combination Angle (Pack of 2)	TCE-14281	1400

Mounting plate filler profile

HSN Code: 8538

Sl. No	Description	Cat No	LP [₹]
1	Filler plate for 1800mm Height	TCE-FP-1800	2025
2	Filler plate for 2000mm Height	TCE-FP-2000	2230
3	Filler plate for 2200mm Height	TCE-FP-2200	2445

Wiring plan pocket

HSN Code: 8538

Sl. No	Description	Cat No	LP [₹]
1	File pocket 500mm Width	TCE-TPKT-500	990
2	File pocket 600mm Width	TCE-TPKT-600	1185
3	File pocket 800mm Width	TCE-TPKT-800	1535

Lamp rail

HSN Code: 8538

Sl. No	Description	Cat No	LP [₹]
1	Lamp rail 600mm Width	TCE-LAMP-RAIL-600	285
2	Lamp rail 800mm Width	TCE-LAMP-RAIL-800	390
3	Lamp rail 1000mm Width	TCE-LAMP-RAIL-1000	480
4	Lamp rail 1200mm Width	TCE-LAMP-RAIL-1200	585

Limit switch with fixing arrangement

HSN Code: 8538

Sl. No	Description	Cat No	LP [₹]
1	BCH Limit switch	TCE-LC	1185

Punched section for depth

HSN Code: 8538

Sl. No	Description	Cat No	LP [₹]
1	Punched section 400mm depth	TCE-PSD-400	700
2	Punched section 500mm depth	TCE-PSD-500	990
3	Punched section 600mm depth	TCE-PSD-600	1260
4	Punched section 800mm depth	TCE-PSD-800	1680

Punched section for width

HSN Code: 8538

Sl. No	Description	Cat No	LP [₹]
1	Punched section 600mm width	TCE-PSW-600	1400
2	Punched section 800mm width	TCE-PSW-800	1680
3	Punched section 1000mm width	TCE-PSW-1000	1960
4	Punched section 1200mm width	TCE-PSW-1200	2230

Air Filter Unit

HSN Code: 8538

Sl. No	Description	Cat No	LP [₹]
1	Snap fit air filter 148x148	BIL-SF-1414	1100
2	Snap fit air filter 204x204	BIL-SF-2020	1650
3	Snap fit air filter 255x255	BIL-SF-2525	1825
4	Snap fit air filter 204x204 with mounting adaptor	BIL-SFMA-2020	1925
5	Snap fit air filter 255x255 with mounting adaptor	BIL-SFMA-2525	2405

Door Stay

HSN Code: 8538

Sl. No	Description	Cat No	LP [₹]
1	Door Stay for TCE Series	TCE-DS	1525

*GST to be charged extra

*List Prices are Ex-works Faridabad. For detail refer Enclosure Selling Terms & Conditions.

Modular Enclosures

- Enclosures
- Minimum size in mm :
  600 x 1800 x 400 (W x H x D)
- Maximum size in mm :
  1200 x 2200 x 800 (W x H x D)
- Degree of protection IP55/IK10
- CE Certified
- Wide range of accessories

Features

- Completely modular in all the three axes
- Powder coated surface (RAL 7035) for excellent finish and durability
- PU Gasket ensuring higher degree of ingress protection
- 3mm CRCA mounting plate as a standard
- Manufactured on CNC Turret punch press for higher precision, finish and repeated accuracy
- Ideal for :
- Special purpose machines
- Control panels
- PLC panels
- Starter enclosures
- Accessories for mounting 19" equipment

Enclosure Versions

001 - with mounting plate and rear cover
002 - with mounting plate and rear door
003 - without mounting plate and with rear cover
004 - without mounting plate and with rear door

To Order And Calculate List Price
(a) Choose Cat. No. and LP of Enclosure version from 001, 002, 003 or 004
(b) Add Cat. No. and LP of Plinth
(c) Add Cat. No. and LP of Side Covers pair

General Technical Particulars

- Degree of protection IP55/IK10
- CE Certified
- Fabricated from 2/1.6 mm CRCA/GPSP (frame made up of 2.0mm GPSP, doors & covers made up of 1.6 mm CRCA).
- Fully bolted construction
- Mounting Plate with sliding arrangement - standard & Powder coated to RAL-2000
- Modular Plinth (optional) 100mm high fabricated from CRCA
- Cable entry provision is given from Bottom & made in 3-part construction with Galvanized steel [Unpainted]
- Foamed-in PU gasket
- Powder coated to RAL : 7035 structure finish
- Hinge design allows 120 deg. Door opening
- 3 point lock provided as standard
- Door stiffener with provision of drilling holes for wiring harness.
- Side Covers - Pair : consisting of 1no. LHS and 1no. RHS cover
- To calculate limiting dimension of the enclosure, add 44mm to the width to account for Side Covers,
- 22mm to the height for Top Cover & 44mm to the depth on account of Front and Rear door / cover.

Note : upto 800 mm width single door
1000 mm & 1200 mm width double leaf door

***List Prices are Ex-works Faridabad. For detail refer Enclosure Selling Terms & Conditions.**

***GST to be charged extra**

www.bchindia.com

Techno Modular Enclosures

HSN Code : 8538

Size of Enclosure (W x H x D in mm)	Cat. No.	Enclosure Version*				Plinth		Side Covers (Pair)	
		Ver 001 LP [₹]	Ver 002 LP [₹]	Ver 003 LP [₹]	Ver 004 LP [₹]	Cat. No.	List Price [₹]	Cat. No.	List Price [₹]
600 x 1800 x 400	TME 061804	37130	41355	29485	34045	TPL 061804	3610	TSC 061804	7200
800 x 1800 x 400	TME 081804	44355	48670	33725	38980	TPL 081804	4110	TSC 081804	7200
1000 x 1800 x 400	TME 101804	61045	65790	47335	51785	TPL 101804	4605	TSC 101804	7200
1200 x 1800 x 400	TME 121804	68580	76610	53215	58985	TPL 121804	5060	TSC 121804	7200
600 x 1800 x 500	TME 061805	38785	42700	31465	35365	TPL 061805	3865	TSC 061805	8360
800 x 1800 x 500	TME 081805	45165	50850	36105	40425	TPL 081805	4355	TSC 081805	8360
1000 x 1800 x 500	TME 101805	62705	67445	49400	54465	TPL 101805	4850	TSC 101805	8360
1200 x 1800 x 500	TME 121805	69905	79420	55990	62915	TPL 121805	5275	TSC 121805	8360
800 x 1800 x 600	TME 081806	48150	50550	39205	42900	TPL 081806	4550	TSC 081806	9300
600 x 2000 x 400	TME 062004	40025	44970	30735	36525	TPL 062004	3610	TSC 062004	7745
800 x 2000 x 400	TME 082004	46575	51155	35590	40400	TPL 082004	4110	TSC 082004	7745
1000 x 2000 x 400	TME 102004	66715	70425	51870	55470	TPL 102004	4605	TSC 102004	7745
1200 x 2000 x 400	TME 122004	71670	79205	57340	64975	TPL 122004	5060	TSC 122004	7745
600 x 2000 x 500	TME 062005	42485	45990	34855	39400	TPL 062005	3865	TSC 062005	9090
800 x 2000 x 500	TME 082005	47655	52605	36725	41875	TPL 082005	4355	TSC 082005	9090
1000 x 2000 x 500	TME 102005	66000	73845	52605	58365	TPL 102005	4850	TSC 102005	9090
1200 x 2000 x 500	TME 122005	72170	79420	56720	62915	TPL 122005	5275	TSC 122005	9090
600 x 2000 x 600	TME 062006	43095	47335	36920	41160	TPL 062006	4075	TSC 062006	10115
800 x 2000 x 600	TME 082006	49300	53725	39595	44035	TPL 082006	4550	TSC 082006	10115
1000 x 2000 x 600	TME 102006	67035	76920	53415	62275	TPL 102006	5025	TSC 102006	10115
1200 x 2000 x 600	TME 122006	73585	81570	59585	67235	TPL 122006	5495	TSC 122006	10115
600 x 2000 x 800	TME 062008	44355	47655	37030	41650	TPL 062008	4550	TSC 062008	13000
800 x 2000 x 800	TME 082008	51355	55175	41970	45960	TPL 082008	5025	TSC 082008	13000
1000 x 2000 x 800	TME 102008	73585	78480	56720	62915	TPL 102008	5420	TSC 102008	13000
1200 x 2000 x 800	TME 122008	77355	85780	63545	69905	TPL 122008	5975	TSC 122008	13000
600 x 2200 x 600	TME 062206	48575	53215	38585	45775	TPL 062206	4075	TSC 062206	11715
800 x 2200 x 600	TME 082206	54975	58580	44240	48780	TPL 082206	4550	TSC 082206	11715
1000 x 2200 x 600	TME 102206	76105	81970	62535	68410	TPL 102206	5025	TSC 102206	11715
1200 x 2200 x 600	TME 122206	79085	88275	61475	68680	TPL 122206	5495	TSC 122206	11715
600 x 2200 x 800	TME 062208	52975	57460	40645	46930	TPL 062208	4550	TSC 062208	15210
800 x 2200 x 800	TME 082208	63930	67660	49110	53415	TPL 082208	5025	TSC 082208	15210
1000 x 2200 x 800	TME 102208	81040	87320	65790	70750	TPL 102208	5420	TSC 102208	15210
1200 x 2200 x 800	TME 122208	87655	92590	71775	76610	TPL 122208	5975	TSC 122208	15210

*Baying kit (BIL-14280) Rs. 2445/- is also available for Enclosure Version. For extra accessories, please contact nearest branch office.

Note : Cutout charges will be extra
Freight charges will be extra at actuals

***List Prices are Ex-works Faridabad. For detail refer Enclosure Selling Terms & Conditions.**

***GST to be charged extra**

Highlights of **BCH Compartmentalized**

MCC / PCC / PMCC Solution (Fixed & Drawed Type)

- 100% Modular Structure; can be dispatched in flat pack.
- Flexible compartmentalized -up to Form 4b.
- IP 54 degree of protection with polyurethane foam gasket.
- Compartment size available from 200mm height & multiplies of 100mm.
- Additional accessories like Cable support, Busbar support, Limit Switch and Lamp brackets are available.
- Adjustable mounting plates (Depth wise at the pitch of 25mm).
- Panel can be expended in all 3 dimensions and bayed together by using Baying Kit.
- All Structure members (Corner & Cross bar) having M6 extrude hole at 25mm intervals, No need of any Captive hardware.
- Standard Module dimension for Drawout Enclosures.
  - ▷ Single Front :- 900(W) x 2400(H) x 600(D)
  - ▷ Double Front :- 900(W) x 2400(H) x 1200(D)
- Draw-out feeder available from 200mm height (2SU) to 800mm height (8SU).
- Colour :- RAL-7035 (Structure finish) for structure, doors, covers & internal parts - RAL-2000 (smooth finish) for Mounting plates & Black (Smooth Finish) for Plinth .
- Sheet thickness 2.0mm GPSP for structure, 2.0mm CRCA for Mounting Plate & Mounting rail, 1.6mm CRCA for Doors & Covers, 1.2mm CRCA for Separation plates.

Technical Particulars (CONTROL DESK):

- Desk body: 1.6mm CRCA sheet
- Hinged door: 1.6mm CRCA sheet
- Bottom Gland plate: 2.0mm CRCA sheet
- Mounting plate: 2.0mm GPSP sheet
- Plinth corner: 2.0mm CRCA sheet
- Plinth Trim Plates: 1.6mm CRCA sheet
- Foamed-in PU gasket at front door
- Powder coated to RAL: 7035 structure finish
- Bottom plinth painted with smooth black color
- Mounting plate Zn galvanized

Control Desk

HSN Code : 8538

Type	SIZE (WxHxD) mm	Control DESK		
		MOQ Nos.	Cat No.	List Price [₹]
SINGLE DOOR CONTROL DESK	600X1000X400	1	BIL-CD-061004	22400
SINGLE DOOR CONTROL DESK	800X1000X400	1	BIL-CD-081004	26650
SINGLE DOOR CONTROL DESK	600X1000X500	1	BIL-CD-061005	24385
SINGLE DOOR CONTROL DESK	800X1000X500	1	BIL-CD-081005	29485
DOUBLE DOOR CONTROL DESK	1000X1000X400	1	BIL-CD-101004	31185
DOUBLE DOOR CONTROL DESK	1200X1000X400	1	BIL-CD-121004	36290
DOUBLE DOOR CONTROL DESK	1000X1000X500	1	BIL-CD-101005	35615
DOUBLE DOOR CONTROL DESK	1200X1000X500	1	BIL-CD-121005	40260

Bottom Plinth for Control Desk

HSN Code : 8538

Size in MM		MOQ Nos.	Cat No	List Price [₹]
Width (W)	Depth (D)			
600	400	1	BIL-CDPL-0604	3690
800	400	1	BIL-CDPL-0804	4200
1000	400	1	BIL-CDPL-1004	4710
1200	400	1	BIL-CDPL-1204	5165
600	500	1	BIL-CDPL-0605	3970
800	500	1	BIL-CDPL-0805	4485
1000	500	1	BIL-CDPL-1005	4995
1200	500	1	BIL-CDPL-1205	5445

Key Attributes:

- Aesthetic & robust construction
- Mounting Fan in top doesn't take usable "U" space.
- Special type of Wall mounting hardware.
- Provision for earthing available in the cabinets.
- Highly corrosion resistant in nature.
- Power coated to shade RAL : 7035 structure finish.

19" Wall Mount Racks

HSN Code : 8538

Dimensions (H x W x D) mm	MOQ Nos.	Cat. No.	List Price [₹]
6UX550X400	1	BIL-W-6-5504	6885
9UX550X400	1	BIL-W-9-5504	8305
6UX550X500	1	BIL-W-6-5505	7600
9UX550X500	1	BIL-W-9-5505	8855
12UX550X500	1	BIL-W-12-5505	9835
15UX550X500	1	BIL-W-15-5505	11580

MOQ-Minimum order quantity in nos.
Standard Configuration: Wallmount cabinet, 2-Pairs of 19" rail.
Notes : Accessories viz. Shelves, Fans, power strips, cable managers captive H/W & wall mounting hardware etc. will be extra as per the accessories list furnished in the price list.
Wall mount racks price do not include freight & will be extra at actuals

Key Attributes:

- Floor mounting robust design.
- Lockable & removable side panels.
- 2-pairs of adjustable 19" rails.
- Front door with toughened glass & perforation.
- High load bearing capacity.
- Rear vented door.
- Provision for fan mounting in top which doesn't take usable "U" Space.
- Superior cable management facility in extra wide racks.
- 4-integrated vertical cable managers are default design of 800mm wide racks.
- Rear space saving split door with 3-point secure locking in extra wide (800mm) racks.
- Power coated to shade RAL : 7035 structure finish.

19" Networking Racks

HSN Code : 8538

Dimensions (H x W x D) mm	MOQ Nos.	Cat. No.	List Price [₹]
24U X 600 X 600	1	BIL-N-062406	38465
24U X 600 X 800	1	BIL-N-062408	42520
24U X 800 X 600	1	BIL-N-082406	48195
24U X 800 X 800	1	BIL-N-082408	52675
30U X 600 X 600	1	BIL-N-063006	42520
30U X 600 X 800	1	BIL-N-063008	46595
30U X 800 X 600	1	BIL-N-083006	52675
30U X 800 X 800	1	BIL-N-083008	57735
36U X 600 X 600	1	BIL-N-063606	46595
36U X 600 X 800	1	BIL-N-063608	51645
36U X 800 X 600	1	BIL-N-083606	57760
36U X 800 X 800	1	BIL-N-083608	62710
42U X 600 X 600	1	BIL-N-064206	53695
42U X 600 X 800	1	BIL-N-064208	57530
42U X 800 X 600	1	BIL-N-084206	63195
42U X 800 X 800	1	BIL-N-084208	69865
45U X 600 X 600	1	BIL-N-064506	61780
45U X 600 X 800	1	BIL-N-064508	64840
45U X 800 X 600	1	BIL-N-084506	67850
45U X 800 X 800	1	BIL-N-084508	73920

MOQ-Minimum order quantity in nos.
Notes : 1) Networking racks price do not include freight & this will be extra at actuals.
For more details visit : www.bchindia.com/technorack

***List Prices are Ex-works Faridabad. For detail refer Enclosure Selling Terms & Conditions.**

***GST to be charged extra**

19" Server Racks

HSN Code : 8538

Key Attributes:

- Floor mounting robust design.
- Lockable & removable side panels.
- 2-pairs of adjustable 19" rails.
- Front door with toughened glass & perforation.
- High load bearing capacity.
- Rear vented door.
- Provision for fan mounting in top which doesn't take usable "U" Space.
- Superior cable management facility in extra wide racks.
- 4-integrated vertical cable managers are default design of 800mm wide racks.
- Rear space saving split door with 3-point secure locking
- locking in extra wide (800mm) racks.
- Power coated to shade RAL : 7035 structure finish.

Dimensions (H x W x D) mm	MOQ Nos.	Cat. No.	List Price [₹]
24U X 600 X 900	1	BIL-S-062409	43455
24U X 600 X 1000	1	BIL-S-062410	46175
30U X 600 X 900	1	BIL-S-063009	49135
30U X 600 X 1000	1	BIL-S-063010	51055
36U X 600 X 900	1	BIL-S-063609	53865
36U X 600 X 1000	1	BIL-S-063610	56745
42U X 600 X 900	1	BIL-S-064209	60570
42U X 600 X 1000	1	BIL-S-064210	64415
42U X 800 X 1000	1	BIL-S-084210	74125
45U X 600 X 900	1	BIL-S-064509	69995
45U X 600 X 1000	1	BIL-S-064510	74055

MOQ - Minimum order quantity in nos.

Notes : Server racks price do not include freight & this will be extra at actuals.

STANDARD CONFIGURATION: Basic frame, Top & bottom, Front Glass door with perforation, Rear vented door, Lockable & detachable side panels, 2-Pairs of 19" rails with depth members.

ETSI Racks

HSN Code : 8538

Key Attributes:

- Includes 1-Pair of 21" rails.
- Integrated side panels.
- Grouting arrangements along with grouting bolts as std. BOM
- Provision for power & detachable Cable entry/exit in top & bottom.
- Power coated to shade RAL : 7035 structure finish.

Dimensions (H x W x D) mm	MOQ Nos.	Cat. No.	List Price [₹]
2200 X 600 x 300	1	ITE-062203	On request
2200 X 600 x 600	1	ITE-062206	On request

MOQ - Minimum order quantity in nos.

Notes : Above ETSI configuration do not include front & rear door and covers.
All other accessories will be extra & will be furnished on request.
The prices mentioned above do not include freight.

19" Open Racks

HSN Code : 8538

Key Attributes:

- 1-Pair of vertical cable manager is default design.
- Surface pretreated and advance powder coated
- Goruting bolts as std. BOM.
- Power coated to shade RAL : 7035 structure finish.

Dimensions (H x W) mm	MOQ Nos.	Cat. No.	List Price [₹]
36U X 600	1	ITE-OF-0636	On request
45U X 600	1	ITE-OF-0645	On request

MOQ - Minimum order quantity in nos.

Notes : 1) Above Open Rack configuration does not include Shelves, Doors and Covers. All other accessories prices will be extra and will be furnished on request.

2) The Prices above do not include Freight and this will be extra at actuals.

For more details, visit : www.bchindia.com/technorack

***List Prices are Ex-works Faridabad. For detail refer Enclosure Selling Terms & Conditions.**

***GST to be charged extra**

Accessories for 19" Racks

Fixed Shelf/Stationary Shelf
- Compatible to keep monitor, servers, non 19" Networking & allied equipments.

Key-Board Tray
- Sliding & rotatory type.

Canteliver Shelf
- It can accomodate light weighted networking & allied equipments like modem, routers etc.

Equipment Support Angle
- "L" type angles. Useful to keep non 19" heavy duty equipment in rack mounting position.

Sliding Shelf
- Useful to keep servers, networking & allied equipment which are required to slide out for operational & other purpose.

Fans/Fan Tray
- 220V 90 CFM Capacity. Can be mounted at the top either directly or through Fan housing unit (Fan Tray)

Shelves

HSN Code : 8538

Description	Cat No.	List Price [₹]
Fixed Shelf (600mmD)	BIL-A-FS-L-06	1755
Fixed Shelf (800mmD)	BIL-A-FS-L-08	2715
Fixed Shelf (900mmD)	BIL-A-FS-L-09	3015
Fixed Shelf (1000mmD)	BIL-A-FS-L-10	3245
Key board tray (Sliding & Rotatory)	BIL-A-KB-06	5185
Canteliver Shelf (1U)	BIL-A-CS-1	1050
Canteliver Shelf (2U)	BIL-A-CS-2	1555
Equipment Support Angle (600mmD)	BIL-A-ESA-06	665
Equipment Support Angle (800mmD)	BIL-A-ESA-08	750
Equipment Support Angle (900mmD)	BIL-A-ESA-09	920
Equipment Support Angle (1000mmD)	BIL-A-ESA-10	1075
Sliding Shelf (900mmD)	BIL-A-SS-09	5185
Sliding Shelf (1000mmD)	BIL-A-SS-10	5380

Thermal Management

HSN Code : 8538

Description	Cat No.	List Price [₹]
1-Fan (Direct mounted)	BIL-A-SF	1755
Fan-tray with 2-Fans (FHU)	BIL-A-FHU-2FANS	3745
Fan-tray with 4-Fans (FHU)	BIL-A-FHU-4FANS	6520

Cable Management

HSN Code : 8538

Description	Cat No.	List Price [₹]
Horizontal Cable Manager (1U)	BIL-A-HCM-1U	420
Horizontal Cable Manager (2U)	BIL-A-HCM-2U	520
Vertical Cable Manager (24U)	BIL-A-VCM-24U	665
Vertical Cable Manager (30U)	BIL-A-VCM-30U	835
Vertical Cable Manager (36U)	BIL-A-VCM-36U	955
Vertical Cable Manager (42U)	BIL-A-VCM-42U	1050
Vertical Cable Manager (45U)	BIL-A-VCM-45U	1150

Power Management

HSN Code : 8538

Description	Cat No.	List Price [₹]
6-Point 5Amp Horizontal Power Strip (19")	BIL-A-HPS-5AMP	1720
5-Point 5/15Amp Horizontal Power Strip (19")	BIL-A-HPS-15AMP	2285
12-Point 5Amp Vertical Power Strip	BIL-A-12VPS-5AMP	3340
10-Point 5/15Amp Vertical Power Strip	BIL-A-10VPS-15AMP	3830
Earth continuity Kit (Earthing Kit)	BIL-A-ECT	1305

6-Point 5A Hor. Power Strip
- All universal type socket along with on/off switch with fuse & indicator. Internal strips are made up of Berellium copper that has high rate of heat & mechanical tolerance.
- Other 5A or 5/15A Power strips have Indian style (Anchor) Sockets with on/off switch/MCB.

Stability Management

HSN Code : 8538

Description	Cat No.	List Price [₹]
Castors (1-Set) Heavy Duty	BIL-A-CAS-HD	6255
Castors (1-Set) Light Duty	BIL-A-CAS	4980
Levelling Feet (1-Set)	BIL-A-LF	855

Castors
- 1-Set includes 4Nos. of castors, 2Nos. with foot operated brake & remaining 2 are free.

Levelling Feet
- 1-Set includes 4Nos. of Levelling Feet.

Stability Plate
- It Prevents the racks from toppling while taking out heavy duty servers.

Miscellaneous

HSN Code : 8538

Description	Cat No.	List Price [₹]
BAYING KIT	BIL-A-BK	620
BLANKING PANEL (1U)	BIL-A-BP-1U	295
BLANKING PANEL (2U)	BIL-A-BP-2U	390
BLANKING PANEL (3U)	BIL-A-BP-3U	485
BLANKING PANEL (4U)	BIL-A-BP-4U	600
BLANKING PANEL (5U)	BIL-A-BP-5U	675
Captive H/w (set of 10)	BIL-A-Captive-M6	295
Wallmounting H/w (set of 4)	BIL-A-WALLMOUNTHW	305

Notes : Packing & forwarding will be extra if accessrories are ordered seprately.

***List Prices are Ex-works Faridabad. For detail refer Enclosure Selling Terms & Conditions.**

***GST to be charged extra**

Type-1 (Inbulit Hinged Door Enclosure)

Technical Particulars :

- Enclosure with In built hinges for front door
- Pad locking provision for front door
- Suitable for wall & pole mounting
- Front door locked with rust proof hardware
- Silicon Gasket between enclosure and front door for sealing
- Protection Category IP-67

Size (WxHxD) mm	MOQ	Box & Cover both in ABS		Box in ABS & Cover in PC(TR)		Box & Cover both in PC	
		Cat No.	List Price[₹]	Cat No.	List Price [₹]	Cat No.	List Price[₹]
210X257X90	17	BIL-AB-1.01	1445	BIL-AP-1.01	1600	BIL-PC-1.01	1760
225X275X105	17	BIL-AB-1.02	1490	BIL-AP-1.02	1655	BIL-PC-1.02	1810
200X280X140	12	BIL-AB-1.03	1745	BIL-AP-1.03	1930	BIL-PC-1.03	2115
280X280X130	8	BIL-AB-1.04	2065	BIL-AP-1.04	2285	BIL-PC-1.04	2495
300X350X146	6	BIL-AB-1.05A	2920	BIL-AP-1.05A	3245	BIL-PC-1.05A	3580
300X350X205	4	BIL-AB-1.05B	3160	BIL-AP-1.05B	3505	BIL-PC-1.05B	3860
644X674X277	1	NA	-	NA	-	BIL-PC-1.06	21010

Type-2 (Plain Walled Industrial Enclosure)

Technical Particulars :

- Plain walled enclosures came along with front removable Cover
- Rust proof polyamide screw for front cover
- Equipped with parallel inner bush ribs for din channels Self-tapping screws
- Silicon Gasket between enclosure and front cover for sealing
- Protection Category IP-67

Size (WxHxD) mm	MOQ	Box & Cover both in ABS		Box in ABS & Cover in PC(TR)		Box & Cover both in PC	
		Cat No.	List Price[₹]	Cat No.	List Price[₹]	Cat No.	List Price[₹]
130X180X100	40	BIL-AB-2.00A	885	BIL-AP-2.00A	965	BIL-PC-2.00A	1045
180X180X100	26	BIL-AB-2.01A	1035	BIL-AP-2.01A	1135	BIL-PC-2.01A	1235
180X180X138	16	BIL-AB-2.01	1175	BIL-AP-2.01	1280	BIL-PC-2.01	1395
180X240X138	16	BIL-AB-2.02	1455	BIL-AP-2.02	1600	BIL-PC-2.02	1745
240X320X138	10	BIL-AB-2.03	2155	BIL-AP-2.03	2380	BIL-PC-2.03	2610
320X420X138	6	BIL-AB-2.04	3320	BIL-AP-2.04	3675	BIL-PC-2.04	4030
320X420X210	4	BIL-AB-2.04B	4240	BIL-AP-2.04B	4640	BIL-PC-2.04B	5030
420X640X160	3	BIL-AB-2.05A	6110	BIL-AP-2.05A	6855	BIL-PC-2.05A	7605
420X640X210	2	NA	-	NA	-	BIL-PC-2.05B	9275
380X640X230	2	NA	-	NA	-	BIL-PC-2.06	7540

Type-3 (Modular Panel Enclosure)

Technical Particulars :

- Modular in nature and ideal for LV compartmentalized Panel
- Knock outs on box walls for bus bar and cables routing
- Molded silicon push lock jointing kits to maintain IP rating of enclosure After joining each other
- Silicon Gasket between enclosure and front cover for sealing
- Can be joined in modules to make any size of electrical LV panel
- Protection Category IP-67

Size (WxHxD) mm	MOQ	Box & Cover both in ABS		Box in ABS & Cover in PC(TR)		Box & Cover both in PC	
		Cat No.	List Price[₹]	Cat No.	List Price[₹]	Cat No.	List Price[₹]
150X300X135	13	BIL-AB-3.01A	2305	BIL-AP-3.01A	2515	BIL-PC-3.01A	2725
150X300X210	12	BIL-AB-3.01B	2715	BIL-AP-3.01B	2965	BIL-PC-3.01B	3205
300X300X210	4	BIL-AB-3.02	3750	BIL-AP-3.02	4125	BIL-PC-3.02	4490
300X450X210	4	BIL-AB-3.03	4580	BIL-AP-3.03	5030	BIL-PC-3.03	5495
300X600X210	6	BIL-AB-3.04	5665	BIL-AP-3.04	6265	BIL-PC-3.04	6855

***List Prices are Ex-works Faridabad. For detail refer Enclosure Selling Terms & Conditions.**

***GST to be charged extra**

www.bchindia.com

Effective from 19.08.2026

Type-4 (Junction Boxes)

Technical Particulars :

- Equipped with multiple knockouts to accommodate different size of cables
- Front cover fixes with SS304 screws
- No of inner bush for din rail fixing
- Silicon Gasket between enclosure and front cover for sealing
- Outside bushes provided to mount box without tampering enclosures to maintain IP rating
- Protection Category IP-67

Size (WxHxD) mm	MOQ	Box & Cover both in ABS		Box in ABS & Cover in PC(TR)		Box & Cover both in PC	
		Cat No.	List Price[₹]	Cat No.	List Price[₹]	Cat No.	List Price[₹]
100X100X60	160	BIL-AB-4.01B	400	BIL-AP-4.01B	430	BIL-PC-4.01B	455
120X120X70	120	BIL-AB-4.02B	515	BIL-AP-4.02B	560	BIL-PC-4.02B	600
120X150X80	80	BIL-AB-4.03B	640	BIL-AP-4.03B	695	BIL-PC-4.03B	750
140X140X100	50	BIL-AB-4.04B	750	BIL-AP-4.04B	810	BIL-PC-4.04B	875
140X180X100	38	BIL-AB-4.05B	820	BIL-AP-4.05B	895	BIL-PC-4.05B	975
160X210X100	32	BIL-AB-4.06	1005	BIL-AP-4.06	1090	BIL-PC-4.06	1175
210X260X120	17	BIL-AB-4.07	1660	BIL-AP-4.07	1960	BIL-PC-4.07	2255

Type-5 (Power Distribution Boxes With Poly Carbonate Window)

Technical Particulars :

- Suitable for wall or Pole mounting
- Polycarbonate hinged window for easy operation of MCB
- Number of horizontal inner bush for din rail fixing
- Rust proof SS304 screw for front cover fixing
- Silicon Gasket between enclosure and front cover for sealing
- Front cover fixed with rust proof SS304 screws
- Protection Category IP-65

Size (WxHxD) mm	MOQ	Box & Cover both in ABS		Box in ABS & Cover in PC(TR)		Box & Cover both in PC	
		Cat No.	List Price[₹]	Cat No.	List Price [₹]	Cat No.	List Price[₹]
98X138X75	80	NA	-	BIL-AP-5.01 Eco	1015	NA	-
76X170X95	60	NA	-	BIL-AP-5.01B Eco	915	NA	-
100X225X100	40	NA	-	BIL-AP-5.01	1430	NA	-
115X160X75	50	NA	-	BIL-AP-5.02 Eco	1305	NA	-
118X170X95	50	NA	-	BIL-AP-5.02B Eco	1150	NA	-
150X225X100	25	NA	-	BIL-AP-5.02	1845	NA	-
225X225X100	20	NA	-	BIL-AP-5.03	2360	NA	-
225X300X100	17	NA	-	BIL-AP-5.04	2875	NA	-
300X400X100	8	NA	-	BIL-AP-5.05 A	4250	NA	-
300X400X100	8	NA	-	BIL-AP-5.05	5260	NA	-
300X600X100	5	NA	-	BIL-AP-5.06	7510	NA	-

Type-6 (Enclosure With External Mounting)

Technical Particulars :

- Provision of outside mounting on enclosure
- Suitable for heavy duty application like Bus bars, industrial plugs sockets & Solar application
- Number of horizontal inner bush for din rail fixing
- Rust proof SS304 screw for front cover fixing
- Silicon Gasket between enclosure and front cover for sealing
- Protection Category IP-67

Size (WxHxD) mm	MOQ	Box & Cover both in ABS		Box in ABS & Cover in PC(TR)		Box & Cover both in PC	
		Cat No.	List Price[₹]	Cat No.	List Price[₹]	Cat No.	List Price[₹]
98X138X68	80	BIL-AB-6.01	490	NA	-	NA	-
98X200X60	60	BIL-AB-6.02A	640	BIL-AP-6.02A	690	NA	-
98X200X82	50	BIL-AB-6.02B	760	BIL-AP-6.02B	820	NA	-
138X138X82	50	BIL-AB-6.03	660	BIL-AP-6.03	705	NA	-
138X225X68	40	BIL-AB-6.04	905	NA	-	NA	-
160X225X100	35	BIL-AB-6.05	1235	NA	-	NA	-
225X225X115	20	BIL-AB-6.06A	1100	BIL-AP-6.06A	1185	NA	-
225X225X180	12	BIL-AB-6.06B	1365	BIL-AP-6.06B	1480	NA	-
225X300X115	17	BIL-AB-6.07	1925	BIL-AP-6.07	2125	NA	-
300X400X100	8	BIL-AB-6.08	3095	NA	-	NA	-
300X600X100	5	BIL-AB-6.09	4385	NA	-	NA	-

***List Prices are Ex-works Faridabad. For detail refer Enclosure Selling Terms & Conditions.**

***GST to be charged extra**

Technical Particulars :

- Specially designed for IT, electronics and automation industrial solutions
- Available in 31 different sizes
- Provision of PCB & Electronics component mounting
- Rust proof SS304 screw for front cover fixing
- Silicon Gasket between enclosure and front door for sealing
- Suitable for wall & pole mounting
- Protection Category IP-67

Type-7 (Enclosure With External Mounting)

Size (WxHxD) mm	MOQ	Box & Cover both in ABS		Box in ABS & Cover in PC(TR)		Box & Cover both in PC	
		Cat No.	List Price[₹]	Cat No.	List Price[₹]	Cat No.	List Price[₹]
56X80X40	100	BIL-AB-7.01	350	NA	-	BIL-PC-7.01	390
100X100X62	80	BIL-AB-7.02	525	BIL-AP-7.02	570	NA	-
65X115X40	100	BIL-AB-7.03	400	NA	-	NA	-
80X125X56	100	BIL-AB-7.04	515	NA	-	NA	-
125X125X62	60	BIL-AB-7.05	640	BIL-AP-7.05	700	NA	-
90X134X36	100	BIL-AB-7.06A	455	NA	-	NA	-
90X134X56	100	BIL-AB-7.06B	590	NA	-	NA	-
120X140X76	80	BIL-AB-7.07	820	BIL-AP-7.07	895	NA	-
120X140X100	60	BIL-AB-7.07B	855	BIL-AP-7.07B	935	NA	-
150X150X75	50	BIL-AB-7.08	685	NA	-	NA	-
132X150X40	50	BIL-AB-7.08A	935	BIL-AP-7.08A	1025	BIL-PC-7.08A	1110
150X150X100	50	BIL-AB-7.08C	1035	BIL-AP-7.08C	1130	BIL-PC-7.08C	1225
115X160X55	60	BIL-AB-7.09A	810	NA	-	NA	-
115X160X75	60	BIL-AB-7.09B	885	NA	-	NA	-
125X170X66	60	BIL-AB-7.10A	960	BIL-AP-7.10A	On Request	BIL-PC-7.10A	1065
125X170X115	36	BIL-AB-7.10B	1050	NA	-	BIL-PC-7.10B	1175
124X175X36	60	BIL-AB-7.11	525	NA	-	NA	-
160X180X75	45	BIL-AB-7.12	1005	NA	-	NA	-
125X205X75	18	BIL-AB-7.13	985	NA	-	NA	-
80X210X55	60	BIL-AB-7.13A	885	NA	-	NA	-
125X230X90	20	BIL-AB-7.14	1025	NA	-	NA	-
70X240X92	56	BIL-AB-7.15	1015	NA	-	NA	-
200X250X90	16	BIL-AB-7.16	2090	NA	-	NA	-
176X260X92	16	BIL-AB-7.18	1725	BIL-AP-7.18	1885	BIL-PC-7.18	2050
225X315X90	16	BIL-AB-7.19	1215	NA	-	NA	-
260X350X90	10	BIL-AB-7.20	2665	NA	-	NA	-
58X84X33	100	BIL-AB-7.01L	325	BIL-AP-7.01L	345	NA	-
70X100X50	100	BIL-AB-7.02L	465	BIL-AP-7.02L	495	BIL-PC-7.02L	525
80X160X55	84	BIL-AB-7.03L	770	BIL-AP-7.03L	820	NA	-

*List Prices are Ex-works Faridabad. For detail refer Enclosure Selling Terms & Conditions.

*GST to be charged extra

www.bchindia.com

Effective from 19.08.2026

Enclosure Cooling System

New

BHARTIA BCH

Technical Particulars

- Cooling Capacity: 500-2000 Watt
- Ingress Protection: Internal IP 54 protection
- Temperature Control: Digital controller with display
- Twin Air Flow: Efficient internal cooling & external heat dissipation
- Compressor: Hermitically Sealed with Reciprocatory /Rotary technology
- Drain Pipe: Remove moisture / condensate in the panel
- Fans: High-reliability backward curve fans

Options On Request

- Potential free alarm for high and low temperature
- Door limit switch interference
- Aluminum/Galvanized / Stainless steel body
- Custom built sizes
- IP55 Certified BCH Panel Air conditioners
- For outdoor panel air conditioner applications, please contact your nearest BCH Branch.
- For cooling capacities below 500 W or above 2000 W, please contact your nearest BCH Branch for customized solutions.

HSN Code: 84158290

Cooling Capacity (Watt)	Rated Current (Amp)	Width (mm)	Height (mm)	Depth (mm)	Cat No	Standard Packing	List Price [₹]
500	2.5	280	600	230	BIL-PAC500	1 Nos	On Request
1000	3.5	300	780	250	BIL-PAC1000	1 Nos	On Request
1500	5.5	390	950	260	BIL-PAC1500	1 Nos	On Request
2000	8	400	950	300	BIL-PAC2000	1 Nos	On Request

*List Prices are Ex-works Faridabad. For detail refer Enclosure Selling Terms & Conditions.

*GST to be charged extra

www.bchindia.com

Wires & Cables

- 3-Core Flat Cables for Submersible Pump Applications
- FR & FRLS Single Core Flexible Cables
- Multi Core PVC Flexible Cables
- Shielded Cables
- Steel Braided Cable

BCH Three Core Flat Cables with annealed bare & bunched copper conductor insulated & sheathed with PVC for submersible pump motors for voltage grade 1100 V as per I.S. 694 / 2010, conforming & marked with I.S. 694 / 2010 upto 95 sqmm. 3 Core Flat Cable PVC Insulated Type CS

HSN Code : 8544

BCH Code	Flat Cable	LP Per 500 Mtrs in [₹]	Remark
CS0010BM	1.0 Sqmm x 3 core Flat cable	On request	Also Available in 100 mtrs,500 mtrs 1000 mtrs in drum as well as in wrap packing
CS0015BM	1.5 Sqmm x 3 core Flat cable	On request	
CS0025BM	2.5 Sqmm x 3 core Flat cable	On request	
CS0040BM	4.0 Sqmm x 3 core Flat cable	On request	
CS0060BM	6.0 Sqmm x 3 core Flat cable	On request	
CS0080BM	8.0 Sqmm x 3 core Flat cable	On request	
CS0100BM	10 Sqmm x 3 core Flat cable	On request	
CS0160BM	16 Sqmm x 3 core Flat cable	On request	
CS0250BM	25 Sqmm x 3 core Flat cable	On request	
CS0350BM	35 Sqmm x 3 core Flat cable	On request	
CS0500BM	50 Sqmm x 3 core Flat cable	On request	
CS0700BM	70 Sqmm x 3 core Flat cable	On request	
CS0950BM	95 Sqmm x 3 core Flat cable	On request	
CS1200BM	120 Sqmm x 3 core Flat cable	On request	

BCH Three Core Flat Cables with XLPE insulation & ROHS PVC sheath for withstanding temperature upto 90 deg.C.

HSN Code : 8544

BCH Code	FLAT CS XLPE CABLE	LP Per 500 Mtrs in	Remark
CFTEX-03-0015BM	1.5 Sq. mm x 3 core Flat CS XLPE CABLE	On request	Also Available in 100 mtrs,500 mtrs 1000 mtrs in drum as well as in wrap packing
CFTEX-03-0025BM	2.5 Sq. mm x 3 core Flat CS XLPE CABLE	On request	
CFTEX-03-0040BM	4.0 Sq. mm x 3 core Flat CS XLPE CABLE	On request	
CFTEX-03-0060BM	6.0 Sq. mm x 3 core Flat CS XLPE CABLE	On request	
CFTEX-03-0080BM	8.0 Sq. mm x 3 core Flat CS XLPE CABLE	On request	
CFTEX-03-0100BM	10 Sq. mm x 3 core Flat CS XLPE CABLE	On request	
CFTEX-03-0160BM	16 Sq. mm x 3 core Flat CS XLPE CABLE	On request	
CFTEX-03-0250BM	25 Sq. mm x 3 core Flat CS XLPE CABLE	On request	
CFTEX-03-0350BM	35 Sq. mm x 3 core Flat CS XLPE CABLE	On request	
CFTEX-03-0500BM	50 Sq. mm x 3 core Flat CS XLPE CABLE	On request	

BCH Three Core Flat Cables with XLPE insulation & ROHS PVC sheath for withstanding temperature upto 90 deg.C.

HSN Code : 8544

BCH Code	Flat Cable	LP Per 500 Mtrs in [₹]	Remark
CFTX-03-0015BM	1.5 Sqmm x 3 core Flat cable XLPE insulated Thick	On request	Also Available in 100 mtrs,500 mtrs 1000 mtrs in drum as well as in wrap packing
CFTX-03-0025BM	2.5 Sqmm x 3 core Flat cable XLPE insulated Thick	On request	
CFTX-03-0040BM	4.0 Sqmm x 3 core Flat cable XLPE insulated Thick	On request	
CFTX-03-0060BM	6.0 Sqmm x 3 core Flat cable XLPE insulated Thick	On request	
CFTX-03-0080BM	8.0 Sqmm x 3 core Flat cable XLPE insulated Thick	On request	
CFTX-03-0100BM	10 Sqmm x 3 core Flat cable XLPE insulated Thick	On request	
CFTX-03-0160BM	16 Sqmm x 3 core Flat cable XLPE insulated Thick	On request	

Note:

At the end of every code "A" stand for 100 mtrs. , "BM" stand for 500 mtrs. , "CM" stand for 1000 mtrs.

For price, please contact our nearest sales office.

Single Core FR PVC Flexible Cables As Per IS 694: 2010 - With ISI Marking

HSN Code : 8544

- Individual conductors drawn from 99.98% bright electrolytic grade copper with more than 100% conductivity
- Special formulation of PVC compounds as per IS 5831:2013 ensures longer and trouble free service life.
- Use only RoHS insulation and sheathing compounds. Ensures cleaner enviornment and better health.
- Online measurement and monitoring of O.D., core dia and dielectric strength.
- Suitable for -15 to +70°C.
- Flame Retardent

Cat. No.	Conductor Area (nominal)	Safe Current Carrying Capacity 2 wires, Single Phase		LP Per 100 mtrs
		In conduit / Trunking	Unenclosed clipped directly to a surface or on cable tray	
Single Core	(Sq. mm)	(Amp.)	(Amp.)	in [₹]
CRFR01-0005A-AAA	0.5	4	4.5	On request
CRFR01-0008A-AAA	0.75	7	8	On request
CRFR01-0010A-AAA	1	11	12	On request
CRFR01-0015A-AAA	1.5	13	16	On request
CRFR01-0025A-AAA	2.5	18	22	On request
CRFR01-0040A-AAA	4	24	29	On request
CRFR01-0060A-AAA	6	31	37	On request
CRFR01-0100A-AAA	10	42	51	On request
CRFR01-0160A-AAA	16	57	68	On request
CRFR01-0250A-AAA	25	71	86	On request
CRFR01-0350A-AAA	35	91	100	On request
CRFR01-0500A-AAA	50	120	145	On request
CRFR01-0700A -AAA	70	-	214	On request
CRFR01-0950A -AAA	95	-	260	On request
CRFR01-1200A-AAA	120	-	305	On request
CRFR01-1500A-AAA	150	-	355	On request
CRFR01-1850A -AAA	185	-	415	On request
CRFR01-2400A-AAA	240	-	500	On request
CRFR01-3000A-AAA	300	-	560	On request

Individual conductors drawn from 99.98% bright electrolytic grade copper with more than 100% conductivity
Note : Standard packing of 100m, 500m & 1000m available. For price of 500m & 1000m , please contact nearest sales office.

Single Core Double Insulation FR PVC Flexible Cables As Per IS 694: 2010 - With ISI Marking

HSN Code : 8544

- Glossy & smooth surface finish
- Anti Rodent properties
- Lead free
- Energy saving

Cat. No.	Conductor Area (nominal)	Safe Current Carrying Capacity 2 wires, Single Phase		LP Per 90 / 100 mtrs
		In conduit / Trunking	Unenclosed clipped directly to a surface or on cable tray	
Single Core	(Sq. mm)	(Amp.)	(Amp.)	in [₹]
CRDFR01-0005D-AAA	0.5	4	4.5	On request
CRDFR01-0008D-AAA	0.75	7	8	On request
CRDFR01-0010D-AAA	1	11	12	On request
CRDFR01-0015D-AAA	1.5	13	16	On request
CRDFR01-0025D-AAA	2.5	18	22	On request
CRDFR01-0040D-AAA	4	24	29	On request
CRDFR01-0060D-AAA	6	31	37	On request

Note: Standard packing of 90m, 180m & 270m available. For prices of 90m, 180m & 270m, please contact nearest sales office.

Single Core FRLS Flexible Cables As Per IS 694: 2010-With ISI Marking

HSN Code : 8544

Cat. No.	Conductor Area (nominal)	Safe Current Carrying Capacity 2 wires		LP Per 90 mtrs
		In conduit / Trunking	Unenclosed clipped directly to asurface or on cable tray	
Single Core	(Sq. mm)	(Amp.)	(Amp.)	in [₹]
CRLS01-0005A-AAA	0.5	4	4.5	On request
CRLS01-0008A-AAA	0.75	7	8	On request
CRLS01-0010A-AAA	1	11	12	On request
CRLS01-0015A-AAA	1.5	13	16	On request
CRLS01-0025A-AAA	2.5	18	22	On request
CRLS01-0040A-AAA	4	24	29	On request
CRLS01-0060A-AAA	6	31	37	On request
CRLS01-0100A-AAA	10	42	51	On request
CRLS01-0160A-AAA	16	57	68	On request
CRLS01-0250A-AAA	25	71	86	On request
CRLS01-0350A-AAA	35	91	100	On request
CRLS01-0500A-AAA	50	120	145	On request

Note: Standard packing of 100m, 180m & 270m available. For prices of 100m, 180m & 270m, please contact nearest sales office.
All sizes will be in 100 mtrs packing

Multi Core PVC Flexible Cables

HSN Code : 8544

Conductor area (Normal)	Cat. No. 2 Core	LP per 100 Mtrs	Cat. No. 3 Core	LP per 100 Mtrs	Cat. No. 4 Core	LP per 100 Mtrs	Current Rating (Amps)
0.5 sqmm	CR02-0005A-AAA-M	On request	CR03-0005A-AAA-M	On request	CR04-0005A-AAA-M	On request	4
0.75 sqmm	CR02-0008A-AAA-M	On request	CR03-0008A-AAA-M	On request	CR04-0008A-AAA-M	On request	7
1.0 sqmm	CR02-0010A-AAA-M	On request	CR03-0010A-AAA-M	On request	CR04-0010A-AAA-M	On request	12
1.5 sqmm	CR02-0015A-AAA-M	On request	CR03-0015A-AAA-M	On request	CR04-0015A-AAA-M	On request	15
2.5 sqmm	CR02-0025A-AAA-M	On request	CR03-0025A-AAA-M	On request	CR04-0025A-AAA-M	On request	20
4.0 sqmm	CR02-0040A-AAA-M	On request	CR03-0040A-AAA-M	On request	CR04-0040A-AAA-M	On request	27
6.0 sqmm	CR02-0060A-AAA-M	On request	CR03-0060A-AAA-M	On request	CR04-0060A-AAA-M	On request	35
10 sqmm	CR02-0100A-AAA-M	On request	CR03-0100A-AAA-M	On request	CR04-0100A-AAA-M	On request	46
16 sqmm	CR02-0160A-AAA-M	On request	CR03-0160A-AAA-M	On request	CR04-0160A-AAA-M	On request	62
25 sqmm	CR02-0250A-AAA-M	On request	CR03-0250A-AAA-M	On request	CR04-0250A-AAA-M	On request	80
35 sqmm	CR02-0350A-AAA-M	On request	CR03-0350A-AAA-M	On request	CR04-0350A-AAA-M	On request	102
50 sqmm	CR02-0500A-AAA-M	On request	CR03-0500A-AAA-M	On request	CR04-0500A-AAA-M	On request	138

Conductor area (Normal)	Cat. No. 5 Core	LP per 100 Mtrs	Cat. No. 6 Core	LP per 100 Mtrs	Cat. No. 7 Core	LP per 100 Mtrs	Current Rating (Amps)
0.5 sqmm	CR05-0005A-AAA-M	On request	CR06-0005A-AAA-M	On request	CR07-0005A-NAA-M	On request	4
0.75 sqmm	CR05-0008A-AAA-M	On request	CR06-0008A-AAA-M	On request	CR07-0008A-NAA-M	On request	7
1.0 sqmm	CR05-0010A-AAA-M	On request	CR06-0010A-AAA-M	On request	CR07-0010A-NAA-M	On request	12
1.5 sqmm	CR05-0015A-AAA-M	On request	CR06-0015A-AAA-M	On request	CR07-0015A-NAA-M	On request	15
2.5 sqmm	CR05-0025A-AAA-M	On request	CR06-0025A-AAA-M	On request	CR07-0025A-NAA-M	On request	20
4.0 sqmm	CR05-0040A-AAA-M	On request	CR06-0040A-AAA-M	On request	CR07-0040A-NAA-M	On request	27
6.0 sqmm	CR05-0060A-AAA-M	On request					35

Conductor area (Normal)	Cat. No. 8 Core	LP per 100 Mtrs	Cat. No. 10 Core	LP per 100 Mtrs	Cat. No. 12 Core	LP per 100 Mtrs	Current Rating (Amps)
0.5 sqmm	CR08-0005A-NAA-M	On request	CR10-0005A-NAA-M	On request	CR12-0005A-NAA-M	On request	4
0.75 sqmm	CR08-0008A-NAA-M	On request	CR10-0008A-NAA-M	On request	CR12-0008A-NAA-M	On request	7
1.0 sqmm	CR08-0010A-NAA-M	On request	CR10-0010A-NAA-M	On request	CR12-0010A-NAA-M	On request	12
1.5 sqmm	CR08-0015A-NAA-M	On request	CR10-0015A-NAA-M	On request	CR12-0015A-NAA-M	On request	15
2.5 sqmm	CR08-0025A-NAA-M	On request	CR10-0025A-NAA-M	On request	CR12-0025A-NAA-M	On request	20
4.0 sqmm	CR08-0040A-NAA-M	On request	CR10-0040A-NAA-M	On request	CR12-0040A-NAA-M	On request	27

Conductor area (Normal)	Cat. No. 14 Core	LP per 100 Mtrs	Cat. No. 16 Core	LP per 100 Mtrs	Cat. No. 19 Core	LP per 100 Mtrs	Current Rating (Amps)
0.5 sqmm	CR14-0005A-NAA-M	On request	CR16-0005A-NAA-M	On request	CR19-0005A-NAA-M	On request	4
0.75 sqmm	CR14-0008A-NAA-M	On request	CR16-0008A-NAA-M	On request	CR19-0008A-NAA-M	On request	7
1.0 sqmm	CR14-0010A-NAA-M	On request	CR16-0010A-NAA-M	On request	CR19-0010A-NAA-M	On request	12
1.5 sqmm	CR14-0015A-NAA-M	On request	CR16-0015A-NAA-M	On request	CR19-0015A-NAA-M	On request	15
2.5 sqmm	CR14-0025A-NAA-M	On request	CR16-0025A-NAA-M	On request	CR19-0025A-NAA-M	On request	20
4.0 sqmm	CR14-0040A-NAA-M	On request	CR16-0040A-NAA-M	On request	CR19-0040A-NAA-M	On request	27

Conductor area (Normal)	Cat. No. 24 Core	LP per 100 Mtrs	Cat. No. 25 Core	LP per 100 Mtrs	Cat. No. 30 Core	LP per 100 Mtrs	Current Rating (Amps)
0.5 sqmm	CR24-0005A-NAA-M	On request	CR25-0005A-NAA-M	On request	CR30-0005A-NAA-M	On request	4
0.75 sqmm	CR24-0008A-NAA-M	On request	CR25-0008A-NAA-M	On request	CR30-0008A-NAA-M	On request	7
1.0 sqmm	CR24-0010A-NAA-M	On request	CR25-0010A-NAA-M	On request	CR30-0010A-NAA-M	On request	12
1.5 sqmm	CR24-0015A-NAA-M	On request	CR25-0015A-NAA-M	On request	CR30-0015A-NAA-M	On request	15
2.5 sqmm	CR24-0025A-NAA-M	On request	CR25-0025A-NAA-M	On request	CR30-0025A-NAA-M	On request	20
4.0 sqmm	CR24-0040A-NAA-M	On request	CR25-0040A-NAA-M	On request	CR30-0040A-NAA-M	On request	27

Conductor area (Normal)	Cat. No. 36 Core	LP per 100 Mtrs	Current Rating (Amps)
0.5 sqmm	CR36-0005A-NAA-M	On request	4
0.75 sqmm	CR36-0008A-NAA-M	On request	7
1.0 sqmm	CR36-0010A-NAA-M	On request	12
1.5 sqmm	CR36-0015A-NAA-M	On request	15
2.5 sqmm	CR36-0025A-NAA-M	On request	20
4.0 sqmm	CR36-0040A-NAA-M	On request	27

The conductor construction given above is indicative only and will be such that all requirements of strand diameter and conductor resistance as per IS 694:2010 and IS 8130:2013 are met.

Sizes 0.5 to 50 Sq. mm from 2 to 4 cores & 0.5 to 2.5 Sq. mm upto 24 Core with ISI mark, rest all generally conforming to the IS Standard. packing available in 100 meter coils, longer lengths on drums (500m to 1000m)

BCH Annealed Bare Cu Flexible Conductor PVC Insulated, TinnedCuBraided(Screened) PVC Sheathed Flexible Unarmoured Cables FOR VOLTAGE

HSN Code : 8544

Conductor area (Normal)	Cat. No. 2 Core	LP per 100 Mtrs	Cat. No. 3 Core	LP per 100 Mtrs	Current Rating (Amps)
0.5 sqmm	CRSCY02-0005A-EAA	On request	CRSCY03-0005A-EAA	On request	4
0.75 sqmm	CRSCY02-0008A-EAA	On request	CRSCY03-0008A-EAA	On request	7
1.0 sqmm	CRSCY02-0010A-EAA	On request	CRSCY03-0010A-EAA	On request	12
1.5 sqmm	CRSCY02-0015A-EAA	On request	CRSCY03-0015A-EAA	On request	15
2.5 sqmm	CRSCY02-0025A-EAA	On request	CRSCY03-0025A-EAA	On request	20

Conductor area (Normal)	Cat. No. 4 Core	LP per 100 Mtrs	Cat. No. 5 Core	LP per 100 Mtrs	Current Rating (Amps)
0.5 sqmm	CRSCY04-0005A-EAA	On request	CRSCY05-0005A-EAA	On request	4
0.75 sqmm	CRSCY04-0008A-EAA	On request	CRSCY05-0008A-EAA	On request	7
1.0 sqmm	CRSCY04-0010A-EAA	On request	CRSCY05-0010A-EAA	On request	12
1.5 sqmm	CRSCY04-0015A-EAA	On request	CRSCY05-0015A-EAA	On request	15
2.5 sqmm	CRSCY04-0025A-EAA	On request	CRSCY05-0025A-EAA	On request	20

Conductor area (Normal)	Cat. No. 6 Core	LP per 100 Mtrs	Cat. No. 7 Core	LP per 100 Mtrs	Current Rating (Amps)
0.5 sqmm	CRSCY06-0005A-EAA	On request	CRSCY07-0005A-EAA	On request	4
0.75 sqmm	CRSCY06-0008A-EAA	On request	CRSCY07-0008A-EAA	On request	7
1.0 sqmm	CRSCY06-0010A-EAA	On request	CRSCY07-0010A-EAA	On request	12
1.5 sqmm	CRSCY06-0015A-EAA	On request	CRSCY07-0015A-EAA	On request	15
2.5 sqmm	CRSCY06-0025A-EAA	On request	CRSCY07-0025A-EAA	On request	20

BCH Flex Bare Copper Condutor, PVC Insulated, Cores Laid Up Together PVC Inner Sheathed, GI Wire Braided (Flexible Armouring), Overall Transparent PVC Sheathed Cable FOR VOLTAGE GRADE UPTO 1100 V CONFORMING TO IS-694:2010.

HSN Code : 8544

Conductor area (Normal)	Cat. No. 2 Core	LP per 100 Mtrs	Cat. No. 3 Core	LP per 100 Mtrs	Current Rating (Amps)
0.5 sqmm	CRSY02-0005A-AAA-M	On request	CRSY03-0005A-AAA-M	On request	4
0.75 sqmm	CRSY02-0008A-AAA-M	On request	CRSY03-0008A-AAA-M	On request	7
1.0 sqmm	CRSY02-0010A-AAA-M	On request	CRSY03-0010A-AAA-M	On request	12
1.5 sqmm	CRSY02-0015A-AAA-M	On request	CRSY03-0015A-AAA-M	On request	15
2.5 sqmm	CRSY02-0025A-AAA-M	On request	CRSY03-0025A-AAA-M	On request	20

Conductor area (Normal)	Cat. No. 4 Core	LP per 100 Mtrs	Cat. No. 5 Core	LP per 100 Mtrs	Current Rating (Amps)
0.5 sqmm	CRSY04-0005A-AAA-M	On request	CRSY05-0005A-AAA-M	On request	4
0.75 sqmm	CRSY04-0008A-AAA-M	On request	CRSY05-0008A-AAA-M	On request	7
1.0 sqmm	CRSY04-0010A-AAA-M	On request	CRSY05-0010A-AAA-M	On request	12
1.5 sqmm	CRSY04-0015A-AAA-M	On request	CRSY05-0015A-AAA-M	On request	15
2.5 sqmm	CRSY04-0025A-AAA-M	On request	CRSY05-0025A-AAA-M	On request	20

Conductor area (Normal)	Cat. No. 6 Core	LP per 100 Mtrs	Cat. No. 7 Core	LP per 100 Mtrs	Current Rating (Amps)
0.5 sqmm	CRSY06-0005A-AAA-M	On request	CRSY07-0005A-AAA-M	On request	4
0.75 sqmm	CRSY06-0008A-AAA-M	On request	CRSY07-0008A-AAA-M	On request	7
1.0 sqmm	CRSY06-0010A-AAA-M	On request	CRSY07-0010A-AAA-M	On request	12
1.5 sqmm	CRSY06-0015A-AAA-M	On request	CRSY07-0015A-AAA-M	On request	15
2.5 sqmm	CRSY06-0025A-AAA-M	On request	CRSY07-0025A-AAA-M	On request	20

Power Quality & Energy Management

- LT Power Capacitors - Cylindrical Type
- LT Power Capacitors - Box Type
- Super Heavy Duty Box Type Capacitor
- Automatic Power Factor Controllers (APFC) & Intelligent Power Factor Controllers (IPFC)
- Detuned Reactors

MPP Can type capacitors

MPP Can Type Capacitors(with ISI Mark) (440V)

HSN Code : 8532

	Normal Duty		Heavy Duty	
KVAR	Cat. No.	MRP [₹]	Cat. No.	MRP [₹]
1	BCHMCN001B	455	BCHMCH001B	660
2	BCHMCN002B	900	BCHMCH002B	1295
3	BCHMCN003B	1340	BCHMCH003B	1935
4	BCHMCN004B	1805	BCHMCH004B	2575
5	BCHMCN005B	2175	BCHMCH005B	2920
7.5	BCHMCN007B	3170	BCHMCH007B	4270
10	BCHMCN010B	3795	BCHMCH010B	5260
12.5	BCHMCN012B	4760	BCHMCH012B	6575
15	BCHMCN015B	5690	BCHMCH015B	7890
20	BCHMCN020B	7585	BCHMCH020B	10525
25	BCHMCN025B	9485	BCHMCH025B	13140

Price of 480V & 525V Capacitors available on request.

Heavy edge Zn Al Alloy MPP film

.02 - .03 micron metallised layer

MPP Capacitors (IS13340)

MPP capacitors are manufactured using Zn-Al metallized polypropylene film. These modules are provided with pressure interrupter arrangement for safety against bursting due to internal pressure arised due to prolonged high voltage / current. The modules are assembled in aluminium case or CRCA container

MPP Box Type Capacitors(with ISI Mark) (440V)

HSN Code : 8532

	Normal Duty		Heavy Duty	
KVAR	Cat. No.	MRP [₹]	Cat. No.	MRP [₹]
1	BCHMBN001B	510	BCHMBH001B	645
2	BCHMBN002B	990	BCHMBH002B	1265
3	BCHMBN003B	1485	BCHMBH003B	1890
4	BCHMBN004B	1965	BCHMBH004B	2525
5	BCHMBN005B	2310	BCHMBH005B	3005
7.5	BCHMBN007B	3470	BCHMBH007B	4435
10	BCHMBN010B	4590	BCHMBH010B	5900
12.5	BCHMBN012B	5765	BCHMBH012B	7380
15	BCHMBN015B	6905	BCHMBH015B	8855
20	BCHMBN020B	9190	BCHMBH020B	11815
25	BCHMBN025B	11480	BCHMBH025B	14775

Price of 480V & 525V Capacitors available on request.

APP Box Type Single Layer Capacitors & Super Heavy Duty Box Type Capacitors (with ISI Mark) (440V)

HSN Code : 8532

	APP Capacitor		SHD Capacitor	
KVAR	Cat. No.	MRP [₹]	Cat. No.	MRP [₹]
1	BCHAPS001B	1890	BCHSHD001B	2940
2	BCHAPS002B	2940	BCHSHD002B	5825
3	BCHAPS003B	4385	BCHSHD003B	8720
4	BCHAPS004B	5830	-	-
5	BCHAPS005B	6910	BCHSHD005B	12445
7.5	BCHAPS007B	9860	BCHSHD007B	18685
10	BCHAPS010B	13155	BCHSHD010B	24905
12.5	BCHAPS012B	16455	BCHSHD012B	31115
15	BCHAPS015B	19725	BCHSHD015B	37345
20	BCHAPS020B	26310	BCHSHD020B	49785
25	BCHAPS025B	32900	BCHSHD025B	62225

Price of 480V & 525V Capacitors available on request.

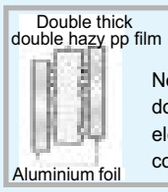

APP Capacitors

Non self healing APP capacitors manufactured using double hazy and double thick polypropylene films between two electrodes of thick aluminium foil have extended foil construction to ensure low watt losses

Price for 14% Aluminum & Copper bound reactor available on request

7% Aluminium wound & Copper wound 440V Detuned Reactors

HSN Code : 8504

	Aluminium wound		Copper wound	
KVAR	Cat. No.	MRP [₹]	Cat. No.	MRP [₹]
5	BCHRAL005B	On request	BCHRCU005B	On request
10	BCHRAL010B	On request	BCHRCU010B	On request
15	BCHRAL015B	On request	BCHRCU015B	On request
20	BCHRAL020B	On request	BCHRCU020B	On request
25	BCHRAL025B	On request	BCHRCU025B	On request
50	BCHRAL050B	On request	BCHRCU050B	On request
75	BCHRAL075B	On request	BCHRCU075B	On request
100	BCHRAL100B	On request	BCHRCU100B	On request

APFC Relay

Intelligent Power Factor Controllers (IPFC)

Steps	Cat. No.	Voltage	Brief description	MRP [₹]
12 STEP - 3φ	RG3-12C	230V	12 Step intelligent PFC	48785
12 STEP - 3φ	RG3-12CS	230V	12 Step intelligent PFC with RS 485 communication	54865
15 STEP - 3φ	RG3-15C	230V	15 Step , Intelligent PFC relay	51130
15 STEP - 3φ	RG3-15CL	230V	15 Step , Intelligent PFC relay with 3 steps for reactor	On request
15 STEP - 3φ	RG3-15CS	230V	15 Step , Intelligent PFC relay with RS485 communication	61850
15 STEP - 3φ	RG3-15CLS	230V	15 Step , Intelligent PFC relay with 3 steps for reactor and RS485 communication	On request

Note : **RG3-8/12/15 and RG3-12/15CS available in 230V only

- 3-Phase / 3CTs
- Connecting Single-Phase & 3-Phase Capacitors
- Compensation of Each Phase
- Measures : A,Cos-Ø, Total W, Total VAr, Total VA, Total KWH, Total KVArh
- Harmonic Measurement (up to 19th)
- THD 1% THD V%
- Programmable THD Protection
- Programmable Discharge Time
- Programmable THD Alarm
- Password Protection for setup
- Overheat Protection (Optional)
- RS-485 Communication (Optional)
- RG-15C - Intelligent relay PFC with smart switching with all 15 steps relay connection
- RG-15C - Intelligent relay PFC with smart switching with all 15 steps relay connection with communication

Automatic Power Factor Controllers (APFC)

Steps	Cat. No.	Voltage	Brief description	MRP [₹]
6 STEP - 1 φ	RG-6T-230-96	230V	PFC (96X96) WITH 6 STEPS , 230 V	18910
6 STEP - 1 φ	RG-6T-415-96	415V	PFC (96X96) WITH 6 STEPS , 415 V	18910
6 STEP - 1 φ	RG-6T-230	230V	PFC (144X144) WITH 6 STEPS, 230 V	19755
6 STEP - 1 φ	RG-6T-415	415V	PFC (144X144) WITH 6 STEPS, 415 V	19755
8 STEP - 1 φ	RG-8T-230	230V	PFC (144X144) WITH 8 STEPS, 230 V	22455
8 STEP - 1 φ	RG-8T-415	415V	PFC (144X144) WITH 8 STEPS, 415 V	22455
8 STEP - 3 φ	RG3-8T-230	230V	PFC 144X144, 8 STEPS,230V UNBALANCE LOAD	30175
12 STEP - 1 φ	RG-12T-230	230V	PFC (144X144) WITH 12 STEPS, 230 V	28120
12 STEP - 1 φ	RG-12T-415	415V	PFC (144X144) WITH 12 STEPS, 415 V	28120
12 STEP - 3 φ	RG3-12T-230	230V	PFC 144X144,12 STEPS,230V UNBALANCE LOAD	36545

Note : **RG3-8/12/15 and RG3-12/15CS available in 230V only

Thyristor Switched Module with Visual Circuit Indicator

HSN Code : 8538

KVAR	Type	Rated Voltage (V)	Cat. No.	MRP [₹]
5	TSM	440	BCHTSM005	On request
10	TSM	440	BCHTSM010	On request
15	TSM	440	BCHTSM015	On request
20	TSM	440	BCHTSM020	On request
25	TSM	440	BCHTSM025	On request
50	TSM	440	BCHTSM050	On request
75	TSM	440	BCHTSM075	On request
100	TSM	440	BCHTSM100	On request

Electric Motors

IE2, IE3 & IE4

50°C
ambient temperature

- Wide Range
- Range: 0.16 HP to 425 HP
- Robust Design - IE2/IE3/IE4 Versions
- Dynamically Balanced Rotors
- Corrosion-Resistant Stator Frames and end-bracket hardware
- High Efficient Stator Laminations with Superior Low Loss CRNGO Steel
- Fully Tropicalised Design for Indian Conditions
- Class F Insulation
- Six Terminal Terminal Box Across the Range
- Various Mounting Possibilities
- Superior Aesthetics - RAL-5014 Paint Shade As Standard
- Customised Motor Design Capability
- Compatible A.C Drive & Soft Starter Range
- Nationwide sales & service network

Crane Duty Motors
Power:0.18 to 200.0 kW

Brake Motors
Power:0.12 to 55.0 kW

Multi Speed Motors
Power:0.12 to 150.0 kW

Duplex Cooling Motors
Power:160.0 to 500.0 kW

Fire Fighting Motors
Power: 3.7 to 250.0 kW

- Manufacturing in Quality Assurance System Compliant With ISO 9001

Switchboards & Solutions

- MCC & PCC
- APFC Panels
- Crane Control Panels
- Punch Grid Resistors & Panels, NGR & DBR
- Special Purpose Starters
- Power Receptacles
- Auto Transformer Starters

Motor Control Centres (MCC) & Power Control Centres (PCC)

SWITCHBOARD DATA SHEET

BCH Switchboards are manufactured at Faridabad works complying to latest design standard & manufacturing processes, with inhouse powder coating paint shop, gasketting shop, fabrication shop equiped with AMADA punching & bending machines.

Switchboards are modular in design, metal clad, free standing, air insulated, floor mounted & compartmentalized type suitable for most critical and rugged indoor/outdoor application & tough industrial envornment.

TECHNICAL DATA

Standard & Specification

Power Switchgear & Controlgear assembly as per IEC 61439 - 1 & 2

- Short circuit Test - Bus-bar system designed for 50 KA rms / 1sec, and peak fault withstanding Strength 105 KA & 65KA rms/1sec & 143KA peak fault withstand as per IS: 8623 and IEC: 61439
- Temperature rise - Panel tested for 800 A to 4000 A from CPRI Bhopal as per IS: 8623 and IEC: 61439
- Impulse withstand test - Rated impulse withstand test for 8Kv from CPRI,Bangalore as per Sub clause 10.9 of IEC 61439-1 & 2
- Seismic Zone & Resonance search test - As per IEE693:2018, PERFORMANCE LEVEL ZPA0.5g

Product range

- PCC upto 6300A- Single Tire/Two Tire/Three Tire version
- PMCC/IMCC/CMCC- Fixed/drawout version
- Power Distribution Panel / Lighting panel

Electrical Data

- Rated insulation voltage (Ui) 1000V
- Rated operating voltage (Ue) Upto 690V
- Rated impulse withstand voltage (Uimp) 8KV
- Rated frequency (fn) 50 / 60 Hz

Main Horizontal Bus Bar -

Aluminum grade E 91E as per IS:5082 & Electrolytic grade Copper Bus-bars

- Rated current (Ie) Up to 6300 A
- Rated peak withstand current (Ipk) Up to 220 KA
- Rated short-time withstand current(Icw) Up to 80 KA-1sec

Vertical Distribution Bus Bar

- Rated current (Ie) up to 2000 A
- Rated peak withstand current (Ipk) up to 220 KA
- Rated short-time withstand current (Icw)up to 80 KA-1sec

Insulation characterstics

- Clearence >20 mm
- Creepage distance >20 mm
- Pollution degree 3

Degree of protection

- According to IEC 60529 :
  - IP 54/IP 55 for switchboards & IP-65 for non compartmentalized distribution Boards. CPRI & ERDA TESTED

Gasketting

- Joint-less, seamless self adhesive,PU foam Gasketing to ensure defined IP.

Enclosure

- Modular design, uses CR Grade CRCA and Electro galvanized steel for structures are SKIN Pass, Zero spangle with high GSM zinc coating. Ensuring high corrosion resistance against extreme climatic condition after powder coating.

Mechanical Impact

- According to IEC 62262 : 2002 IK-10 followed by IP 55; ERDA tested

Forms of seperation

- According to IEC 61439-2 Up to Form 4 Type 6

Structure components

- Sheet steel of frame & load bearing member 2.0mm/GI
- Door partition & Cover with stiffner Upto 2mm
- Gland plate Upto 3mm
- Base frame channel ISMC 75/100 or 3mm CRCA

Surface treatment / Painting

- Frame including internal subdivisions & external Standard paint shade - RAL-7035, RAL-7032 and 631 as per IS:5. Ten tank spray type pre-treatment prior to powder coating with fully automated powder coating shop.

Plastic components

- Flame retardant,halogen free flame retardant, halogen free

Resistance to corrosion

- Salt spray test - Tri Cataionic Zinc Phosphate based powder coated enclosure can withstand 1000 Hrs in SST as per IS

Bus bar systems

- Bus bar insulation
  - Main Bus bars & vertical bus bars are fully sleeved with insulated heat shrunk PVC Sleeves except at the joints for electrical insulation.
- Bus bar support
  - All bus bars are supported with rigid SMS/DMC supports & are shrouded with FRP from rear side.

3Phase Automatic Power Factor Correction (APFC) Panels

Key Features

- Advanced Micro Controller based Power Factor Controller with Self-diagnostic Sensing and Control of Capacitor Bank Stages.
- High performance 'BCH' Cylindrical & Box type Capacitors.
- Capacitor duty Contactors for reliable & trouble free operation.
- Choice of BCH Make Thyristor switch for capacitor switching & CU/AL wound Detuned reactor as an option.
- Choice of selection of Capacitors as per application & site conditions.
- Thoughtfully designed Panels with provision for louvres & cooling fan for proper ventilation to manage heat load.
- Enclosure with Epoxy based paint shade RAL 7035
- PU Foam Gasketing for sustained Ingress Protection of the Panel.

Five Standard Versions of APFC Panels are available depending upon Switching Sequence, Mode of Control (Automatic & Manual options) & Type of Capacitors (Cylindrical / Box type) used.

VERSION 1 - With BCH MPP Heavy Duty Cylindrical Capacitors & **WITHOUT** Manual option.
VERSION 2 - With BCH MPP Heavy Duty Box Capacitors & **WITHOUT** Manual option.
VERSION 3 - With BCH MPP Heavy Duty Cylindrical Capacitors & **WITH** Manual option.
VERSION 4 - With BCH MPP Heavy Duty Box Capacitors & **WITH** Manual option.
VERSION 5 - With BCH APP Box Type Capacitors & **WITH** Manual option.

(Other tailor made versions on request)

Common Features

CAPACITOR RATING - 40 to 200KVAr in Standard Ratings of 40, 50, 60, 75, 100, 125, 150, 175 & 200 KVAr with suitable banking arrangement.

MOUNTING - Wall Mounting up-to 75KVAr & Floor Mounting above 75 KVAR ratings.

INCOMING - BCH-Resilient 3-P MCCB with Rotary handle.

OUTGOING - TP MCB or HRC fuses with fuse base as standard (BCH-Resilient 3-P MCCB or SDFU and Compartmentalized outgoing feeders can also be provided depending upon size of panel on request).

CONTACTORS - BCH Capacitor Duty Contactors as standard (BCH Thyristor switches on request).

R-Y-B INDICATIONS - RYB for Incomer & ON-OFF for Outgoing

AMMETER/VOLTMERS - Provided for VERSIONS 3, 4 & 5 only.

For prices contact our nearest sales office.

AC Crane Control Bridge and Trolley Motion

This controller provides reversing and plugging operation of slip ring induction motors in heavy duty cranes on Trolley services. Upto 5 motor speeds are achieved in conjuction with a master controller.

Series resistors provides speed control

Design Features

- Simplified reliable circuitary
- Inverse Time delay Magnetic Overload protection
- Time Limit acceleration
- Speed Control by series resistors
- No Volt protection
- Special Unique plugging circuit with a voltage relay
- CRCA Sheet steel construction of the panel.
- 7 Tank pretreated panels for extremely long life
- Panels for indoor and outdoor protection

AC Crane Control Hoisting Motion

- Plain rotor resistance
- AC Single phase dynamic braking
- Counter torque lowering
- Opotor Control
- Creep Speed

DC Crane Control Hoisting Motion

This control is for use with series wound motors drive for crane hoists and is arranged for reversing and dynamic lowering service. control

Design Features

- Simplified reliable circuitary
- Inductive time limit acceleration on joisting & lowering
- Better speed control on light or heavy loads when hoisting or lowering
- CRCA Sheet steel construction of the panel.
- 7 Tank pretreated panels for extremely long life

DC Crane Control
(Bridge and Trolley motion)

This controller provides reversing and plugging operation of series wound motors in heavy duty cranes on Trolley services. Upto 5 motor speeds are achieved in conjunction with a master controller.

Design Features

- Simplified, reliable circuitary
- Rectifier controlled plugging
- Instantaneous and Inverse time delay magnetic overload protection
- No volt protection
- Heavy duty DC Contactors equipped with magnetic blowouts
- CRCA Sheet steel construction of the panel.
- 7 Tank pretreated panels for extremely long life

Power Receptacles

Range

- Single / Multiple outlet boxes
- 16/32/63/125A rating
- With or without protection
- Option of back up protection with :
  MCBs
  SDFUs
  MCCBs
- Modular and compact construction
- Loop in Loop out facility
- Higher degree of Ingress Protection
- 7 Tank processed powder coated enclosure
- PU Gasketing for excellent sealing against dust and water

Plugs and Socket outlets with / without protection, mounted in CRCA enclosure of suitable size

	Incomer (1 No.)				
Single Outlet	Switch Type	MCCB Type	MCB	Standard Version Cat reference	Loop in loop out version Cat reference
1 No DS1A7A1 and 1 No. DS1B7A1	PSFS323ND000/ PSFS323ND00	-	-	PR16SDF-1	PR16SDF-1-LILO
1 No DS1A7A1 and 1 No. DS1B7A1	-	-	16A,TPN	PR16MCB-1	PR16MCB-1-LILO
1 No DS1A7A1 and 1 No. DS1B7A1	-	-	-	PR16WP-1	PR16WP-1-LILO
1 No DS3A7A1 and 1 No. DS3B7A1	PSFS323ND000/ PSFS323ND00	-	-	PR32SDF-1	PR32SDF-1-LILO
1 No DS3A7A1 and 1 No. DS3B7A1	-	-	32A,TPN	PR32MCB-1	PR32MCB-1-LILO
1 No DS3A7A1 and 1 No. DS3B7A1	-	-	-	PR32WP-1	PR32WP-1-LILO
1 No DS6A7A1 and 1 No. DS6B7A1	PSFS633ND000/ PSFS633ND00			PR63SDF-1	PR63SDF-1-LILO
1 No DS6A7A1 and 1 No. DS6B7A1	-	XFE063N+ separate Neutral Link + Rotary Handle	-	PR63MCCB-1	PR63MCCB-1-LILO
1 No DS6A7A1 and 1 No. DS6B7A1	-	-	63A,TPN	PR63MCB-1	PR63MCB-1-LILO
1 No DS6A7A1 and 1 No. DS6B7A1	-	-	-	PR63WP-1	PR63WP-1-LILO
1 No DS9A7A1 and 1 No. DS9B7A1	PSFS1253ND	-	-	PR125SDF-1	PR125SDF-1-LILO
1 No DS9A7A1 and 1 No. DS9B7A1	-	XF2H125NV+ separate Neutral Link + Rotary Handle	-	PR125MCCB-1	PR125MCCB-1-LILO
1 No DS9A7A1 and 1 No. DS9B7A1	-	-	-	PR125WP-1	PR125WP-1-LILO

Double Outlet

2 No DS6A7A1 and 2 No. DS6B7A1	-	XF2H125NV+ separate Neutral Link + Rotary Handle	-	PR63MCCB-2	PR63MCCB-2-LILO
2 No DS6A7A1 and 2 No. DS6B7A1	PSFS1253ND	-	-	PR63SDF-2	PR63SDF-2-LILO

* Prices : Available on request

Auto Transformer Starter Panels upto 800 HP

Advantages

Good Starting Torque and current performance

Possibility of adjusting starting parameters

No break in supply to the motor during starting

Best suited when maximum reduction of Inrush current is desired or motor requires longer acceleration time with Good starting torque

- Blowers
- Compressors
- Crushers
- Pumps
- Extruders

Range & Specications

- Available upto 800HP
- Standard Tappings : 50% , 65% and 80%
- Air Cooled design & Oil cooled
- 7 Tank pre treated bolted construction enclosure
- Superior gasket

Protections

- Short Circuit
- Overload and Single Phasing (Thru Overload relay)
- Under voltage
- Other protections available on request

Metering and indication

- Voltmeter with selector switch
- Ammeter with selector switch
- R,Y, B phase indication
- Motor ON, OFF and Trip indication

HSN Code - 8537

BIL Auto Transformer Starter - STANDARD RATINGS	MODEL 1 - BASIC ATS : PU door-gasket Enclosure, 3nos. Power Contactor, Citation OLR, Start/Stop PB, Motor ON LED		MODEL 2 - PREMIUM Version : PU door-gasket Enclosure, MCCB Incomer, 3nos. Power Contactor, Citation OLR, Electronic SPP, Ammeter/voltmeter with selector switches, Start/Stop PB, Phase & Motor ON/Trip LEDs.	
HP	Cat. code for Air cooled	Cat. code for Oil cooled	Cat. code for Air cooled	Cat. code for Oil cooled
20	ATEA20	ATEO20	ATPA20	ATPO20
25	ATEA25	ATEO25	ATPA25	ATPO25
30	ATEA30	ATEO30	ATPA30	ATPO30
35	ATEA40	ATEO40	ATPA40	ATPO40
40	ATEA40	ATEO40	ATPA40	ATPO40
50	ATEA50	ATEO50	ATPA50	ATPO50
60	ATEA60	ATEO60	ATPA60	ATPO60
75	ATEA75	ATEO75	ATPA75	ATPO75
100	ATEA100	ATEO100	ATPA100	ATPO100
125	ATEA125	ATEO125	ATPA125	ATPO125
150	ATEA150	ATEO150	ATPA150	ATPO150
175	ATEA175	ATEO175	ATPA175	ATPO175
200	ATEA200	ATEO200	ATPA200	ATPO200
225	ATEA225	ATEO225	ATPA225	ATPO225
250	ATEA250	ATEO250	ATPA250	ATPO250
300	ATEA300	ATEO300	ATPA300	ATPO300
350	ATEA350	ATEO350	ATPA350	ATPO350
400	ATEA400	ATEO400	ATPA400	ATPO400

* Contact nearest sales office for Prices

Products available till stock lasts

- **FS1 Contactor**

- Range 9A to 80A, 415V AC3, 3Pole & 2Pole
- Conforms to IS / IEC 60947-4-1
- 3Poles with 1NO/NC Aux Contact as standard
- Rated Operational Voltage 415V
- Rated Insulation Voltage 690V
- Rated Impulse Voltage 6kV
- Ambient Temp - 20^0C to $+60^0$C

3 Pole Contactor (AC Control)

HSN Code : 8536

Size	AC1 Rating	AC3 Rating 415V AC			3Pole		2Pole	
		Amp	HP	KW	Aux Contact	Cat Code	Aux Contact	Cat Code
B	20	9	5.5	4	1NO	CN14BNS3▪	1NO	CN14BNS2▪
					1NC	CN14BNC3▪	1NC	CN14BNC2▪
C	20	12	7.5	5.5	1NO	CN14CNS3▪	1NO	CN14CNS2▪
					1NC	CN14CNC3▪	1NC	CN14CNC2▪
D	20	16	10	7.5	1NO	CN14DNS3▪	-	-
					1NC	CN14DNC3▪	-	-
D	22	18	10	7.5	1NO	CN14D1NS3▪	1NO	CN14D1NS2▪
					1NC	CN14D1NC3▪	1NC	CN14D1NC2▪
E	40	25	15	11	1NO	CN14EN3▪10	-	CN14EN2▪
					1NC	CN14EN3▪01	-	CN14EN2▪
F	40	32	20	15	1NO	CN14FN3▪10	-	CN14FN2▪
					1NC	CN14FN3▪01	-	CN14FN2▪
F1	40	38	30	22	1NO	CN14F1N3▪10	-	-
					1NC	CN14F1N3▪01	-	-
G	60	40	30	22	1NO + 1NC	CN14GN3▪11	-	CN14GN2▪
H	75	50	33.5	25	1NO + 1NC	CN14HN3▪11	-	CN14HN2▪
J	80	65	50	37	1NO + 1NC	CN14JN3▪11	-	CN14EN2▪
K2	100	80	53	40	1NO + 1NC	CN14K2N3▪11	-	CN14K2N2▪

- For Standard Coil Voltage Codes refer page 57

Note: Available till stock lasts, for prices please contact nearest sales office.

BHARTIA

BCH

Price List

General Terms & Conditions

Prices are subject to change without any prior notice and will be applicable as prevailing at the time of dispatch.

- The prices are ex-works basis..
- The prices given in this list are effective as on date and are subject to change without notice.
- Maximum Retail Price (MRP) mentioned are inclusive of GST.
- The List Prices (LP) mentioned are exclusive of GST.
- The duties, taxes and other statutory levies are based on rates prevailing at the time of billing. Any subsequent revision of those rates having retrospective effective shall be to customer's account.
- In case where any GST exemption has been claimed, the purchaser is responsible for providing the necessary GST exemption form within the specified period, failing which the purchaser would be liable for the payment of full GST plus applicable interest and penalties
- All Prices are in Indian Rupees (₹).
- Alteration made after receipt of confirmation of order are subject to price & delivery revisions and any other expenses or levies
- The dispute, if any, will be resolved mutually by discussion. However, if no settlement is forthcoming then, the Courts at New Delhi shall only have territorial jurisdiction to hear and decide the dispute.

Warranty

All products unless specifically mentioned otherwise, shall have warranty against manufacturing defects only for a period of 12* months from the date of invoice or 18 months from the date of manufacturing whichever is later. The Company shall not be liable to give warranty replacement / service for the products damaged due to negligence or wrong application of the product by the customer.

* Proof of purchase to be retained to avail warranty.

Notes

a strong commitment
to serve better
always ...

Power Distribution | Industrial Control & Protections | Industrial Brakes
Industrial Automation & Safety | Starters | Enclosures | Wires & Cables | FDP
Power Quality & Energy Management | Electric Motors | Switchboards & Solutions

BHARTIA
BCH

BCH
ELECTRIC
LIMITED

www.bchindia.com

- Power Distribution
- Final Distribution Products
- Industrial Control & Protection
- Industrial Brakes
- Industrial Automation & Safety
- Starters
- Enclosures
- Wires & Cables
- Power Quality & Energy Management
- Electric Motors
- Switchboards & Solutions
- Power Bus Duct

BHARTIA

BCH

BCH ELECTRIC LIMITED

www.bchindia.com

BCH Customer Care

1800-103-9262

customercare@bchindia.com

Visit us at : www.bchindia.com

Registered & Corporate Office : 1105, New Delhi House, 27, Barakhamba Road, New Delhi - 110 001 Tel. : 91-11- 43673100
CIN : U31103DL1965PLC425953, Customercare No. 1800-103-9262, E-mail : marketing@bchindia.com
Works 1 : 20/4, Mathura Road, Faridabad - 121 006 (Haryana) Tel. : 0129-4063000/4293000 Fax : 0129-2304016
Works 2 : 64-68, Sector-7, IIE, Pant Nagar, Rudrapur, Udham Singh Nagar - 263 153 (Uttrakhand) Tel. : 05944-250214/16 Fax : 05944-250215

Sales Offices :

Ahmedabad
401, Shilp Zeveri,
Beside Shyamal Iconic,
Above Westside,
Shyamal Cross Road,
Ahmedabad - 380015
E-mail.: ahmedabad@bchindia.com

Bangalore
2nd Floor, 130/5,
K.H. Road (Double road),
Bangalore - 560 027
Tel. : 080-41144879 / 22236759
E-mail : bangalore@bchindia.com

Bhubaneswar
Mallick Commercial
Complex Plot No.: A/69, unit - 3
Bhubaneswar - 751 001
Tel.: 0674-2380988
E-mail.: bhubaneswar@bchindia.com

Chandigarh (Panchkula)
SCO -270, 2nd Floor,
Sector-16, Panchkula
Haryana-134 113
Tel.: 0172-5078957 / 5049905
E-mail.: chandigarh@bchindia.com

Chennai
Flat No. 3A, 3rd Floor,
Sree Apartments,
No.508, TTK Road,
Alwarpet, Chennai 600 018
Tel.: 044-24337046, 24337047
E-mail : chennai@bchindia.com

Coimbatore
87, Dr. Nanjappa Road,
Coimbatore - 641 018
Tel. : 0422-2305311 / 2302599
E-mail : coimbatore@bchindia.com

Delhi 1
801, Akash Deep Building,
26A, Barakhamba Road,
New Delhi - 110 001
Tel. : 011-23313878 / 43518200
E-mail : delhi@bchindia.com

Delhi 2
710, Deepali Building, 92
Nehru Place, New Delhi - 110
019 **Tel. : 011-45720334**
E-mail : delhi2@bchindia.com

Dehradun
8, Co-operative Industral Estate,
Patel Nagar, Dehradun-248001
E-mail : dehradun@bchindia.com

Faridabad
20/4, Mathura Road,
Faridabad - 121 006 (Haryana)
Telfax. : 0129-4293009
E-mail : faridabad@bchindia.com

Hyderabad
1-8-303/48/13/102, Arya One,
2nd Floor, P. G. Road,
Secunderabad - 500 003
Tel. : 040-66206263/27890306
Fax : 040-66207273
E-mail : hyderabad@bchindia.com

Indore
330-331, Indraprastha Tower,
3rd Floor, 6, M.G. Road,
Indore - 452 001
Tel. : 0731-2510011 / 2510012
E-mail : indore@bchindia.com

Jaipur
25, Hathroi, Gopalbari,
Jaipur - 302 001
Tel. : 0141-2363521
E-mail : jaipur@bchindia.com

Jamshedpur
A.J. Tower, 2B,
2nd Floor, R-Road, Bistupur,
Jamshedpur - 831 001
E-mail : jamshedpur@bchindia.com

Kolkata
Block 1E, 216,
Acharya Jagadish Chandra Bose
Road, Kolkata - 700 017
Tel. : 033-22871728 / 46021884
E-mail : kolkata@bchindia.com

Lucknow
Shop No. 3, First Floor,
Tower T-10, Millennium Place IBB - 2,
Sushant Golf City, Sultanpur Road,
Lucknow U.P. - 226030
Tel. : 0522-4025597/4025997
E-mail : lucknow@bchindia.com

Ludhiana
S.C.O.- 18, 2nd Floor,
Feroze Gandhi Market,
Ludhiana - 140 001
Tel. : 0161-5021807/5022808
E-mail : ludhiana@bchindia.com

Madurai
12, Parvathi Plaza-3rd Floor,
70 Feet Road, Ellis Nagar
Madurai-625016, Tamilnadu
Email: madurai@bchindia.com

Mumbai
A-151, Mittal Tower,
Nariman Point,
Mumbai - 400 021
Tel. : 022-22822947/22850162
Fax : 022-22822858
E-mail : mumbai@bchindia.com

Patna
No.703, 7th Floor, Luv Kush
Tower, Exhibition Road,
Patna - 800001

Pune
A-605, 6th Floor,
Kumar Surabhi Building,
Pune Satara Road,
Opposite Sai Baba Temple,
Pune - 411009
E-mail : pune@bchindia.com

Raipur
6th Floor, Office No. 607,
Babylon Capital, Near Oswal
Petrol Pump, VIP Chowk,
G.E. Road, Raipur - 492 006
Tel. : 0771- 4045053
E-mail : raipur@bchindia.com

Vadodara
301, Third Floor, "Florence Classic",
10, Ashapuri Co-Op. Hsg. Soc. Ltd., Opp. VUDA
Housing, Near Cow Circle, Akota, Vadodara - 390 020
Tel. : 0265-2345068/2345069
Telefax : 0265-2345068,
E-mail : vadodara@bchindia.com

Other Branch Locations

Cochin : cochin@bchindia.com, **Guwahati** : guwahati@bchindia.com, **Vishakapatnam** : vizag@bchindia.com, **Surat** : surat@bchindia.com, **Trichy** : Trichy@bchindia.com

Resident Engineer Locations

Agra	Bhopal	Hospet	Kanpur	Muzaffarnagar	Rajahmundry	Silliguri	Varanasi
Ahmednagar	Calicut	Hubli	Karimnagar	Nanded	Ranchi	Solapur	Vijaywada
Ambala	Goa	Idukki	Karnal	Nashik	Rourkela	Srinagar	Vishakapatnam
Anantapur	Gulbarga	Jabalpur	Kota	Panipat	Rudarpur	Trivendrum	Vellore
Ankleshwar	Gurgaon	Jalandhar	Kurnool	Patna	Salem	Tirunelveli	Vilupuram
Aurangabad	Haridwar	Jodhpur	Midnapore	Puducherry	Sikar	Udaipur	Warangal
Bhiwadi	Hisar	Kashipur	Mahua	Rajkot	Silchar	Vapi	Yamunanagar

BCHPRICELIST/ Low Voltage Switchgear Products /Rev.1.0/August 2026

Since product improvement is a continuous process, the data furnished in this brochure may undergo revision without prior notice.